



20
25

LOS ANGELES ANGELS
MEDIA INFORMATION GUIDE

2025

SEASON SCHEDULE

| MARCH/APRIL | | | | | | |
|----------------------|---------------------|---------------------|---------------------|---------------------|---------------------|----------------------|
| SUN | MON | TUE | WED | THU | FRI | SAT |
| 23 LAD 5:10PM | 24 LAD 6:07PM | 25 LAD 6:07PM | 26 | 27 CWS 1:10PM | 28 CWS 1:10PM | 29 |
| EXHIBITION GAMES | | | | | | |
| 30 CWS 11:10AM | 31 STL 4:45PM | 1 STL 4:45PM | 2 STL 10:15AM | 3 CLE 6:38PM | 4 CLE 6:38PM | 5 |
| 6 CLE 1:07PM | 7 | 8 TB 4:05PM | 9 TB 4:05PM | 10 TB 10:10AM | 11 HOU 5:10PM | 12 HOU 4:10PM |
| 13 HOU 11:10AM | 14 | 15 TEX 5:05PM | 16 TEX 5:05PM | 17 TEX 5:05PM | 18 SF 6:38PM | 19 SF 6:38PM |
| 20 SF 1:07PM | 21 | 22 PIT 6:38PM | 23 PIT 6:38PM | 24 PIT 6:29PM | 25 MIN 5:10PM | 26 MIN 11:10AM |
| 27 MIN 11:10AM | 28 | 29 SEA 6:40PM | 30 SEA 1:10PM | | | |

| MAY | | | | | | |
|---------------------|---------------------|---------------------|---------------------|----------------------|---------------------|---------------------|
| SUN | MON | TUE | WED | THU | FRI | SAT |
| | | | | 1 DET 6:38PM | 2 DET 6:38PM | 3 DET 6:38PM |
| 4 DET 1:07PM | 5 | 6 TOR 6:38PM | 7 TOR 6:38PM | 8 TOR 6:38PM | 9 BAL 6:38PM | 10 BAL 6:38PM |
| 11 BAL 1:07PM | 12 SD 6:40PM | 13 SD 6:40PM | 14 SD 6:40PM | 15 | 16 LAD 6:10PM | 17 LAD 6:10PM |
| 18 LAD 1:10PM | 19 ATH 7:05PM | 20 ATH 7:05PM | 21 ATH 7:05PM | 22 ATH 12:35PM | 23 MIA 6:38PM | 24 MIA 7:07PM |
| 25 MIA 1:07PM | 26 NYY 6:38PM | 27 NYY 6:38PM | 28 NYY 6:38PM | 29 | 30 CLE 4:10PM | 31 CLE 1:10PM |

| JUNE | | | | | | |
|----------------------|---------------------|---------------------|---------------------|----------------------|---------------------|---------------------|
| SUN | MON | TUE | WED | THU | FRI | SAT |
| 1 CLE 10:40AM | 2 BOS 4:10PM | 3 BOS 4:10PM | 4 BOS 10:35AM | 5 | 6 SEA 6:38PM | 7 SEA 6:38PM |
| 8 SEA 1:07PM | 9 ATH 6:38PM | 10 ATH 6:38PM | 11 ATH 1:07PM | 12 | 13 BAL 4:05PM | 14 BAL 1:05PM |
| 15 BAL 10:35AM | 16 NYY 4:05PM | 17 NYY 4:05PM | 18 NYY 4:05PM | 19 NYY 10:05AM | 20 HOU 6:38PM | 21 HOU 6:38PM |
| 22 HOU 1:07PM | 23 BOS 6:38PM | 24 BOS 6:38PM | 25 BOS 1:07PM | 26 | 27 WSH 6:38PM | 28 WSH 6:38PM |
| 29 WSH 1:07PM | 30 | | | | | |

| JULY | | | | | | |
|----------------------|--------------------------|---------------------|----------------------|---------------------|---------------------|---------------------|
| SUN | MON | TUE | WED | THU | FRI | SAT |
| | | 1 ATL 4:15PM | 2 ATL 4:15PM | 3 ATL 4:15PM | 4 TOR 4:07PM | 5 TOR 12:07PM |
| 6 TOR 10:37AM | 7 TEX 6:38PM | 8 TEX 6:38PM | 9 TEX 6:38PM | 10 TEX 6:38PM | 11 AZ 6:38PM | 12 AZ 6:38PM |
| 13 AZ 1:07PM | 14 * ALL-STAR BREAK * | 15 | 16 | 17 PHI 3:45PM | 18 PHI 3:05PM | 19 PHI 3:05PM |
| 20 PHI 10:35AM | 21 NYY 4:10PM | 22 NYY 4:10PM | 23 NYY 10:10AM | 24 SEA 6:38PM | 25 SEA 6:38PM | 26 SEA 6:38PM |
| 27 SEA 1:07PM | 28 TEX 6:38PM | 29 TEX 6:38PM | 30 TEX 6:38PM | 31 | | |

| AUGUST | | | | | | |
|----------------------|---------------------|---------------------|---------------------|-----|---------------------|---------------------|
| SUN | MON | TUE | WED | THU | FRI | SAT |
| | | | | | 1 CWS 6:38PM | 2 CWS 7:07PM |
| 3 CWS 1:07PM | 4 TB 6:38PM | 5 TB 6:38PM | 6 TB 1:07PM | 7 | 8 DET 4:10PM | 9 DET 3:10PM |
| 10 DET 10:40AM | 11 LAD 6:38PM | 12 LAD 6:38PM | 13 LAD 6:38PM | 14 | 15 ATH 7:05PM | 16 ATH 7:05PM |
| 17 ATH 1:05PM | 18 CIN 6:38PM | 19 CIN 6:38PM | 20 CIN 6:38PM | 21 | 22 CHC 6:38PM | 23 CHC 6:38PM |
| 24 CHC 1:07PM | 25 TEX 5:05PM | 26 TEX 5:05PM | 27 TEX 5:05PM | 28 | 29 HOU 5:10PM | 30 HOU 4:10PM |
| 31 HOU 11:10AM | | | | | | |

| SEPTEMBER | | | | | | |
|----------------------|---------------------|---------------------|---------------------|---------------------|---------------------|---------------------|
| SUN | MON | TUE | WED | THU | FRI | SAT |
| | 1 HOU 11:10AM | 2 KC 4:40PM | 3 KC 4:40PM | 4 KC 4:40PM | 5 ATH 6:38PM | 6 ATH 6:38PM |
| 7 ATH 1:07PM | 8 MIN 6:38PM | 9 MIN 6:38PM | 10 MIN 1:07PM | 11 SEA 6:40PM | 12 SEA 7:10PM | 13 SEA 6:40PM |
| 14 SEA 1:10PM | 15 | 16 MIL 4:40PM | 17 MIL 4:40PM | 18 MIL 4:40PM | 19 COL 5:10PM | 20 COL 5:10PM |
| 21 COL 12:10PM | 22 | 23 KC 6:38PM | 24 KC 6:38PM | 25 KC 6:38PM | 26 HOU 6:38PM | 27 HOU 6:38PM |
| 28 HOU 12:07PM | | | | | | |

HOME / AWAY

*ALL GAMES AND TIMES ARE SUBJECT TO CHANGE



ANGELS

2025 MEDIA GUIDE

Researched, Written and Edited by:

Matt Birch, Adam Chodzko,
Grace McNamee, Marco Peralta,
Noah Scott, Sydney Nash and Gregory Hall

Graphic Design and Layout:

Nikki Haroldson, Rich Esteban and
Max Collins

Team Photography:

Blaine Ohigashi, Ricardo Zapata and
Kyunsgung Gong

Additional Photography:

Getty Images, Major League Baseball,
Associated Press, V.J. Lovero, John Cordes,
Tom Donoghue, Scott Clarke, Jerald Gibbs,
Ron Hastings, Howard Levine, Lou Sauritch
and Jordan Murph

Statistical Information:

Stats Perform, Elias Sports Bureau,
Major League Baseball, Player Profiles,
SABR, Fangraphs, Baseball Reference,
Baseball Savant and Retrosheet

Thank you to Adam Cali, Amanda Kropp,
Peggy Berroa-Morales, Shane Demmitt,
Brett Crane and Aaron Wiedeman for
additional research and information.

Copyright© 2025

©Angels Baseball, L.P.



The information contained in this publication was compiled by the Angels and is provided as a courtesy to our fans and the media and may be used only for personal or editorial purposes. Any commercial use of this information is prohibited without the prior written consent of the Angels.

All MLB and team insignias depicted in this publication are the property of Major League Baseball and the respective teams and may not be reproduced for commercial purposes without the prior written consent of Major League Baseball.

All information published as of March 2025



TABLE OF CONTENTS

| | |
|--|------------|
| TABLE OF CONTENTS | 2 |
| STAFF DIRECTORY | 4 |
| ANGELS REMEMBER | 8 |
| MEDIA INFO GUIDELINES | 16 |
| FRONT OFFICE | 19 |
| EXECUTIVE BIOGRAPHIES | 20 |
| FRONT OFFICE HEADSHOTS | 44 |
| SCOUTING STAFF HEADSHOTS | 49 |
| SCOUTING STAFF DIRECTORY | 50 |
| UNDER THE HALO | 51 |
| TV & RADIO INFORMATION | 52 |
| TV & RADIO BROADCASTER BIOGRAPHIES | 55 |
| NAME, LOGOS, & COLORS | 58 |
| ANGELS IN THE COMMUNITY | 59 |
| MANAGER & COACHES | 65 |
| 2025 ANGELS PLAYER BIOGRAPHIES | 83 |
| 40-MAN ROSTER WITH STATS | 244 |
| NON-ROSTER INVITEES | 246 |
| HOW THE ANGELS WERE BUILT | 248 |
| PRONUNCIATIONS | 249 |
| PLAYER DEVELOPMENT | 251 |
| PLAYER DEVELOPMENT STAFF | 252 |
| MINOR LEAGUE AFFILIATES | 253 |
| MINOR LEAGUE MANAGERS AND STAFF BIOGRAPHIES | 255 |
| 2024 MINOR LEAGUE REVIEW | 264 |
| 2024 MINOR LEAGUE AWARD WINNERS | 267 |
| 2024 DRAFT SELECTIONS | 270 |
| ORGANIZATIONAL PLAYERS | 271 |
| 2024 YEAR IN REVIEW | 307 |
| ANGELS RECORDS | 319 |
| SINGLE SEASON RECORDS | 320 |
| SINGLE GAME RECORDS | 325 |
| CONSECUTIVE GAME RECORDS | 328 |
| ROOKIE RECORDS | 330 |
| ANGELS IN THE POSTSEASON | 331 |
| YEARLY POSTSEASON SUMMARIES | 332 |
| ANGELS ALL-TIME GAME-BY-GAME | 360 |
| ANGELS ALL-TIME HIGHS AND LOWS | 361 |
| ANGELS CAREER LEADERS | 362 |
| CLUB HISTORY | 363 |
| START OF A FRANCHISE | 364 |
| INAUGURAL GAME | 365 |
| YEAR BY YEAR RECORDS/STANDINGS | 366 |
| ALL-TIME ROSTER | 367 |
| OPENING DAY LINEUPS | 371 |
| CAREER BATTING LEADERS | 372 |
| SINGLE SEASON BATTING | 373 |
| ROOKIE SINGLE SEASON BATTING | 375 |
| YEARLY LEADERS BATTING | 376 |
| CLUB BATTING STATS BY YEAR | 380 |
| CLUB DESIGNATED HITTERS | 381 |
| CLUB PINCH HITTER | 382 |
| CAREER LEADERS PITCHING | 383 |
| SINGLE SEASON PITCHING | 384 |
| ROOKIE SEASON PITCHING | 385 |
| YEARLY LEADERS PITCHING | 386 |
| CLUB PITCHING YEAR BY YEAR | 390 |
| CLUB FIELDING YEAR BY YEAR | 391 |
| HIGHEST FIELDING PCT. BY POSITION/TRIPLE PLAYS | 392 |

TABLE OF CONTENTS



| | |
|--|-----|
| DAY BY DAY BEST/WORST RECORDS | 393 |
| DAY OF THE WEEK TOTALS | 394 |
| ANGELS MONTH BY MONTH TOTALS | 395 |
| ANGELS VS. AMERICAN LEAGUE DIVISIONS | 396 |
| ANGELS AWARD WINNERS | 397 |
| A.L. WEEKLY & MONTHLY AWARDS | 401 |
| ANGELS IN THE ALL-STAR GAME | 402 |
| LOW HIT GAMES BY ANGELS | 403 |
| HOME RAINOUTS/STRAIGHT STEALS OF HOME/ANGELS AT THE ALL-STAR BREAK | 404 |
| ANGELS MISC. HOME RUNS | 405 |
| SERIES SWEEPS | 406 |
| MARATHONS IN ANGELS HISTORY | 408 |
| ANGELS IN EXTRA INNINGS/LONGEST WINNING & LOSING STREAKS | 409 |
| 1-0 WINS AND LOSSES | 410 |
| ANGELS NOTABLE TRADES | 412 |
| NOTABLE FREE AGENT SIGNINGS | 415 |
| ANGELS FIRST ROUND DRAFT SELECTIONS | 416 |
| LAST TIME IT HAPPENED | 418 |
| ANGEL STADIUM | 419 |
| THE BIG A | 422 |
| ANGEL STADIUM FIRSTS | 423 |
| ATTENDANCE | 424 |
| ALL-STAR GAMES AT ANGEL STADIUM | 426 |

ANGELS HALL OF FAME..... 429

MAJOR LEAGUE BASEBALL 439

| | |
|----------------------------------|-----|
| MLB OPPONENTS | 440 |
| WORLD SERIES CHAMPIONS | 469 |
| MOST VALUABLE PLAYER AWARD | 470 |
| CY YOUNG | 471 |
| ROOKIE OF THE YEAR | 472 |

SPRING TRAINING..... 473

| | |
|--|-----|
| TEMPE DIABLO STADIUM | 474 |
| ANGELS SPRING TRAINING INFORMATION | 477 |
| ANGELS 2025 SPRING TRAINING SCHEDULE | 478 |
| 2024 SPRING TRAINING STATS | 479 |
| SPRING TRAINING RECORDS AND ATTENDANCE | 481 |

INFORMATION BOX INDEX

| | | | |
|---|-----|---|-----|
| A.L. West Division Clinching Dates | 351 | Mara Forcey Award | 261 |
| All-Star Game Bests | 402 | Memorial Uniform Markings | 353 |
| Angels Baseball Foundation | 64 | Michelle Carew Community Courtyard | 96 |
| Angels General Managers | 28 | Minor League Affiliate History | 266 |
| Angel Stadium, Quick Facts | 419 | MLB Security Policies | 415 |
| Angel Stadium Ground Rules | 73 | Most Walk-Off Wins in Franchise History | 80 |
| Angel Stadium Pregame Schedules | 17 | Position Players Pitching | 91 |
| Angel Stadium Policies | 127 | Postseason Attendance | 425 |
| Angels Pressbox Online | 16 | Presidents of the Angels | 22 |
| Best Career Earned Run Averages, Starters | 380 | Radio Broadcasters, All-Time | 53 |
| Big A Quick Facts | 422 | Rally Monkey | 213 |
| By the Decade | 390 | Retired Numbers | 351 |
| Cycles in Angels History | 328 | Robert O. Fishel Award | 256 |
| Fred Haney Memorial Award | 477 | Starting Point | 109 |
| Gene Autry Memorial Statue | 219 | Television Broadcasters, All-Time | 52 |
| Hitting Streaks | 329 | Tempe Diablo Stadium Facts & Figures | 474 |
| HR, RBI in a Month | 327 | Thank You Inland Empire | 252 |
| Hundred Home Run Halos | 381 | V.J. Lovero Photo Wall | 250 |
| Longest Home Runs Hit at Angel Stadium | 72 | Walk-Off Home Runs since 2002 | 471 |
| Managerial Records, Angels All-Time | 68 | What A Relief | 74 |



DIRECTORY



ANGEL STADIUM • 2000 GENE AUTRY WAY • ANAHEIM, CA 92806 • ANGELS.COM; @ANGELS

FOUNDED: 1960
ADMINISTRATIVE OFFICES
(714) 940-2000

TICKET INFORMATION
(714) 634-2000/angels.com

HOME BALLPARK
Angel Stadium of Anaheim

CAPACITY: 45,603

CONCESSIONS, CATERING & MERCHANDISE

Legends Hospitality

TEAM COLORS

Red (PMS 200)
Dark Red (PMS 202)
Navy Blue (PMS 289)
Silver (PMS 877)

SPRING TRAINING FACILITY

Tempe Diablo Stadium
2200 W. Alameda
Tempe, AZ 85282

CLUB AFFILIATES

Salt Lake Bees (AAA)
Rocket City Trash Pandas (AA)
Tri-City Dust Devils (High-A)
Inland Empire 66ers (Low-A)
ACL Angels (R)
DSL Angels (R)

EXECUTIVE MANAGEMENT

| | |
|---|----------------------|
| Ownership | Arte & Carole Moreno |
| Chairman | Dennis Kuhl |
| President | John Carpino |
| Executive Vice President | Dana Wells |
| Senior Vice President, Finance and Administration | Molly Jolly |
| Vice President, Ballpark Operations | Brian Sanders |
| Vice President, Corporate Partnerships | Mike Fach |
| Vice President, Human Resources | Deborah Johnston |

BASEBALL OPERATIONS

| | |
|--|--|
| General Manager | Perry Minasian |
| Assistant General Manager, Baseball Operations | David Haynes |
| Assistant General Manager, Player Development | Joey Prebyski |
| Senior Advisor to the General Manager | Bill Stoneman |
| Special Assistants to the Club | Chuck Finley, Albert Pujols, Clyde Wright |
| Special Assistants to the General Manager | Chris Carpenter, Eddie Guardado, Torii Hunter, Kurt Suzuki |
| Director, Advance Scouting | John Pratt |
| Director, Baseball Administration | Amanda Kropp |
| Manager, Baseball Operations | Andrew Zenner |
| Analyst, Baseball Operations | Andrew Hansford |
| Major League Run Prevention Coordinator | Alex Cultice |
| Manager, Major League Video | Ryan Dundee |
| Traveling Secretary | Tom Taylor |
| Interpreter | Yusuke Oshima |

CLUBHOUSE OPERATIONS

| | |
|--|----------------|
| Director, Equipment and Clubhouse Operations | Guy Gallagher |
| Visiting Clubhouse Manager | Brett Crane |
| Assistant Clubhouse Manager | Aaron Wiedeman |
| Assistant Equipment Manager | Brett Ralls |
| Home Clubhouse Supervisor | Jim Greer |
| Umpire Room Attendant | Shane Demmitt |

MEDICAL & PERFORMANCE STAFF

| | |
|---|---|
| Team Physician | Craig Milhouse, M.D. |
| Orthopedic Physicians (Kerlan-Jobe Clinic) | Brian Schulz, M.D.; John Itamura, M.D., Carlos Uquillas M.D.; Steve Yoon, M.D. |
| Director, Sports Medicine & Head Athletic Trainer | Mike Frostad |
| Assistant Athletic Trainers | Matt Biancuzzo, Kenji Ito, Eric Munson |
| Athletic Training Services Coordinator | Rick Smith |
| Head Strength & Conditioning Coach | Dylan Cintula |
| Assistant Strength & Conditioning Coach | Bob Alejo |
| Head Physical Therapist | Marc Oceguera |
| Assistant Physical Therapist | Robbie Williams |
| Massage Therapist | Yoichi Terada |
| Employee Assistance Program/Clinical Psychologist | Erik Abell, PhD |
| Registered Dietitian | Becci Roehl |

DIRECTORY



PLAYER DEVELOPMENT

| | |
|--|---------------|
| Assistant Director, Player Development | Tony Ferreira |
| Coordinator, Arizona Operations | Tripp Norton |
| Assistant, Player Development | Luis Barranco |

RESEARCH & DEVELOPMENT

| | |
|--|--|
| Senior Director, Research and Development | Michael Lord |
| Director, Research and Development | Connor Moffatt |
| Coordinators, Research and Development | Joe Chernak, Matthew Johnson Cam Rogers, Jake Sauberman |
| Senior Developers, Baseball Systems | Josh Krowiorz, Dante Poleselli, Max Werner |
| Developers, Baseball Systems | Rachel Jacoby, Patrick Seminatore |
| Coordinator, Pitching Performance & Analysis | Jared Hughes |

SCOUTING

| | |
|---|-------------------|
| Director, Pro Scouting | Derek Watson |
| Coordinator, Pro Scouting | Charles St. Clair |
| Director, Amateur Scouting | Timm McIlvaine |
| Assistant Director, Amateur Scouting | Jeremy Schied |
| Coordinator, Amateur Scouting | Drew Plant |
| Senior Advisor, Scouting and Player Personnel | Matt Swanson |
| Special Assignment Scout | Ric Wilson |
| Senior Director, International Scouting | Brian Parker |
| Director, Pacific Rim Scouting | Taisuke Sato |

BALLPARK OPERATIONS

| | |
|---|--------------------|
| Director, Ballpark Operations and Development | Nathan Bautista |
| Manager, Ballpark Operations and Guest Services | Jacqueline Lapchak |
| Scheduling Manager | Jennifer Lizarago |
| Scheduling Supervisor | Brenda Barillas |
| Wardrobe Supervisor | Genaro Luna |
| Receptionist | Margie Walsh |

FACILITIES

| | |
|--|--|
| Senior Director, Facility Services and Hospitality | Eric Ursua |
| Senior Manager, Facility Services | Jose Padilla |
| Manager, Event and Facility Operations | Shanelle Stephens |
| Supervisor, Facility Services | Carmen Mispagel |
| Coordinator, Facility & Events Services | Jazmin Duran |
| Custodial Supervisors | Robert Iglesias, Ray Nells |
| Purchasing Manager | Suzanne Peters |
| Purchasing Assistant | Lincoln Bath |
| Lead HVAC Electrician | Bob Ross |
| Lead HVAC Technician | Tony Suruor |
| Electrician | Robert Macchiavello |
| Painters | Daniel Angulo, Salomon Tellez, Joe Vargas |
| Skilled Craftsmen | Anthony Butriago, Alex Cervantes, Jonathan Martin, Frank Stewart |
| Equipment Mechanic | Ryan Mendoza |
| HVAC Technician | Ray De La Rosa |

FIELD & GROUND MAINTENANCE

| | |
|----------------------------------|----------------|
| Field/Ground Maintenance Manager | Barney Lopas |
| Field/Ground Supervisor | Travis Chapman |
| Assistant Groundskeeper | Greg Laesch |

SECURITY

| | |
|---------------------------------------|--|
| Director, Stadium Security Operations | Carlos Campos |
| Security Manager | Mark Macias |
| Assistant Security Manager | Tommy Stropky |
| Security Hosts | Jose Andrade, James Haskins, Ben Shadeck |

SPECIAL EVENTS

| | |
|-----------------------------------|--------------------------------|
| Senior Director, Special Events | Courtney Wallace |
| Managers, Special Events | Brett Halstead, Mallory Mathis |
| Senior Special Events Coordinator | Brittany Van Wagenen |
| Special Events Coordinator | Troy Sicaeros |



DIRECTORY

BUSINESS ANALYTICS

| | |
|-------------------------------------|-----------------------------|
| Senior Director, Business Analytics | Ryan Vance |
| Senior Manager, Business Analytics | Julius "JJ" Evans |
| Applications Integration Manager | Nicole Yamasaki |
| Business Analysts | Nolan De Bruijn, Teddy Kole |

COMMUNICATIONS

| | |
|---------------------------------------|---------------------------|
| Senior Director, Communications | Adam Chodzko |
| Senior Managers, Communications | Matt Birch, Grace McNamee |
| Communications Representatives | Marco Peralta, Noah Scott |
| Broadcast and Advertising Coordinator | Gregory Hall |
| Communications Coordinator | Sydney Nash |

DIGITAL COMMUNICATIONS

| | |
|--|----------------|
| Senior Manager, Digital Communications | Hannah Stange |
| Manager, Digital Communications | Ricardo Zapata |

PHOTOGRAPHY

| | |
|-------------------|-----------------|
| Team Photographer | Blaine Ohigashi |
|-------------------|-----------------|

COMMUNITY RELATIONS

| | |
|---|----------------------|
| Director, Community Relations | Nicole Provansal |
| Manager, Foundation and Community Initiatives | Adam Cali |
| Manager, Scholarship Programs | Lillea Acasio |
| Coordinator, Scholarship Programs and Community | Peggy Berroa-Morales |
| Coordinator, Community Relations | Marcus Vega |

CORPORATE PARTNERSHIPS

| | |
|--|---|
| Senior Director, Partnership Services | Bobby Kowan |
| Senior Manager, Partnership Services | Andie Mitsuda |
| Senior Account Manager, Corporate Partnerships | Drew Zinser |
| Account Managers, Corporate Partnerships | Jonathan Chodzko, Jared Florin, Jessi Hampton |
| Senior Account Managers, Partnership Services | Kira Czyrkliis, Vanessa Gilles, Brianna Roach |
| Authentication and Fulfillment Manager | Tyler Ogawa |

ENTERTAINMENT

| | |
|--|------------------|
| Director, Entertainment & Production | Davin Maske |
| Manager, Video Productions | Lizette Cabrera |
| Production Manager | Cole Dragon |
| Manager, Broadcast Engineering | Zac Applegate |
| Production Engineer | Casey Murr |
| Game Presentation and Events Manager | Camille Maciel |
| Entertainment Producer and Cinematographer | Cassie Moore |
| Stadium Events Production Coordinator | Kristina Vanella |
| Public Address Announcer | Michael Araujo |

FINANCE & ADMINISTRATION

| | |
|--|--------------------|
| Senior Director, Finance | Mark Pilla |
| Director, Risk Management & Claims Counsel | Ruth Aguilera |
| Controller | Sue Bassett |
| Assistant Controller | Jennifer Whynott |
| Financial Operations Manager | Jennifer Jeanblanc |
| Payroll Director | Lorelei Schlitz |
| Payroll Administrator | Zach Byrne |
| Senior Accountant | Kylie McManus |
| Staff Accountant | Sarah Saldivar |
| Accounts Payable Specialist | Rosie Alvarez |

HUMAN RESOURCES

| | |
|----------------------------|-------------------|
| Director, Human Resources | Mayra Castro |
| Senior Manager, Benefits | Cecilia Schneider |
| Human Resources Generalist | Reyna Mancilla |
| Human Resources Assistant | Julissa Julio |

DIRECTORY



INFORMATION SERVICES

| | |
|---|-----------------|
| Senior Director, Information Services..... | Al Castro |
| Director, Network Infrastructure..... | Neil Fariss |
| Senior Network Engineer..... | James Sheu |
| Technical Services Manager..... | Josh Schnoor |
| Desktop Support Analyst..... | Dennis De Jesus |
| IT Business Application Support Specialist..... | Isabel Silva |

MARKETING

| | |
|---|------------------------------|
| Senior Director, Brand and Product Marketing..... | Alex Tinyo |
| Senior Marketing and Promotions Coordinator..... | Riley Ersek |
| Senior Graphic Designer..... | Rich Esteban |
| Graphic Designers..... | Nikki Haroldson, Max Collins |

TICKET SALES & SERVICES

| | |
|---|-------------|
| Senior Director, Ticket Sales and Services..... | Jim Panetta |
|---|-------------|

PREMIUM & BUSINESS DEVELOPMENT

| | |
|--|---|
| Director, Business Development, Premium Sales & Service..... | Aaron Dragomir |
| Manager, Premium Sales..... | Eddie Gomez |
| Premium Sales Account Manager..... | Jon Leachman, Chris Young |
| Premium Sales Account Executive..... | Matt Morello |
| Premium Sales Experience Manager..... | Mitch Quesada |
| Manager, Business Development..... | Jeff Leuenberger |
| Business Development Account Managers..... | Melissa Fombona, Eduardo Inarra, Debbie Lee Tucker McGarrity, Connor Steer |
| Business Development Account Executive..... | Nicholas Van Patten |

CLIENT SERVICES

| | |
|--------------------------------------|--|
| Manager, Client Services..... | Abbi Adams |
| Client Services Representatives..... | Joseph Carrillo, Lauryn Larzo, Josh Lopez Sammie Sosa, Cheyenne Wirosko |

GROUP & INSIDE SALES

| | |
|---------------------------------------|---|
| Senior Manager, Ticket Sales..... | David Neumann |
| Manager, Group Sales..... | Phil Gurule |
| Senior Group Sales Specialist..... | Angel Rodriguez |
| Group Sales Account Managers..... | Mary Myers, Clare Wehan |
| Group Sales Account Executives..... | Tyler Costa, Cody Dominik, Michael Goldstein Matthew Lewis, Ally Taylor, Luis Vargas, Lucas Wiessner |
| Inside Sales Supervisor..... | Keegan Forbes |
| Tickets Sales Office Coordinator..... | Michelle Miyamoto |
| Tickets Sales Coordinator..... | Alexis Zertuche |

TICKETING

| | |
|--|----------------------------|
| Senior Director, Ticket Operations and Services..... | Tom DeTemple |
| Senior Manager, Ticket Operations..... | Sheila Brazelton |
| Manager, Ticket Operations..... | Armando Reyna |
| Ticket Operations Representative..... | Clancy Holligan |
| Ticket Services Representatives..... | Ray Manukay, Tomoko Sasaki |





IN MEMORY



HANK ALLEN

JULY 23, 1940 – MAY 29, 2024 (83)

- Played seven Major League seasons for Washington Senators, Milwaukee and Chicago (A.L.)



PETER ANGELOS

JULY 4, 1929 – MARCH 23, 2024 (94)

- Former owner of the Baltimore Orioles



BARRY AXELROD

AUGUST 21, 1946 – MAY 9, 2024 (77)

- Longtime sports agent representing Major League Baseball players



BILLY BEAN

MAY 11, 1964 – AUGUST 6, 2024 (60)

- Played six Major League seasons for Detroit, Los Angeles (N.L.) and San Diego
- MLB Senior Vice President for Diversity, Equity and Inclusion and Special Assistant to the Commissioner, focusing on player education, LGBTQ inclusion, and social justice initiatives
- Instrumental in the development of MLB's bullying prevention education programming and the game's support of Spirit Day, and elevating the visibility of MLB's mental wellness resources
- Author of the book "Going the Other Way"



DOUG BIRD

MARCH 5, 1950 – SEPTEMBER 24, 2024 (74)


- Pitched 11 seasons with Kansas City, Philadelphia, New York (A. L.), Chicago (N. L.) and Boston



LARRY BROWN

MARCH 1, 1940 – APRIL 13, 2024 (84)

- Played 12 seasons for Cleveland, Oakland, Baltimore and Texas



TOMMY BROWN

DECEMBER 6, 1927 – JANUARY 15, 2025 (97)

- Played nine Major League seasons with Brooklyn, Philadelphia and Chicago (N.L.)



MIKE BRUMLEY

APRIL 9, 1962 – JUNE 15, 2024 (62)

- Played eight Major League seasons for Chicago (N.L.), Detroit, Seattle, Boston, Houston and Oakland
- Coached five seasons for Seattle and Chicago (N.L.)
- Managed three seasons for the Salt Lake Stingers, an affiliate of the Angels
- Son of former Major League catcher Mike Brumley



SEAN BURROUGHS

SEPTEMBER 12, 1980 – MAY 9, 2024 (43)

- Played seven Major League seasons with San Diego, Tampa Bay, Arizona and Minnesota
- Gold medalist in the 2000 Sydney Olympics



RICO CARTY

SEPTEMBER 1, 1939 – NOVEMBER 23, 2024 (85)

- Played 15 Major League seasons for Milwaukee/Atlanta Braves, Texas, Chicago (N.L.), Oakland, Cleveland and Toronto
- 1970 All-Star and National League batting champion



DAN CASTELLANO

OCTOBER 2, 1946 – MAY 4, 2024 (77)

- Longtime New York Mets beat writer for the Newark Star-Ledger



ORLANDO CEPEDA

SEPTEMBER 17, 1937 – JUNE 28, 2024 (86)

- Played 17 Major League seasons for San Francisco, St. Louis, Atlanta, Oakland, Boston and Kansas City
- Member of the National Baseball Hall of Fame
- Eleven-time All-Star (1959-64, 1967)
- 1967 World Series champion
- 1967 National League MVP
- 1958 National League Rookie of the Year
- 1961 National League home run leader
- Two-time National League RBI leader (1961, 1967)



ROCKY COLAVITO

AUGUST 10, 1933 – DECEMBER 10, 2024 (91)

- Played 14 Major League seasons with Cleveland, Detroit, Kansas City Athletics, Chicago (A. L.), Los Angeles (N.L.) and New York (A.L.)
- Nine-time All-Star (twice in 1959, 1962, 1961, 1964-66)
- 1959 American League home run leader
- 1965 American League RBI leader
- Coached six Major League seasons with Cleveland and Kansas City Royals
- Former Cleveland broadcaster



DAN COUGHLIN

SEPTEMBER 17, 1938 – OCTOBER 6, 2024 (86)

- Former play-by-play announcer for Cleveland Indians



DOUG CREEK

MARCH 1, 1969 – JULY 28, 2024 (55)

- Pitched nine Major League seasons with St. Louis, San Francisco, Chicago (N. L.), Tampa Bay, Seattle, Toronto and Detroit



MIKE CABBAGE

JULY 21, 1950 – AUGUST 11, 2024 (74)

- Played eight Major League seasons with Texas, Minnesota and New York (N. L.)
- Was interim manager for seven games with New York (N.L.) and coached with New York (N.L.), Houston and Boston



BOBBY CUELLAR

AUGUST 20, 1952 – JANUARY 20, 2025 (72)

- Longtime minor league and Major League coach for Seattle, Montreal, Texas, Pittsburgh and Minnesota, spanning 37 years
- Pitched for Texas in 1977



BUD DALEY

OCTOBER 7, 1932 – OCTOBER 15, 2024 (92)

- Pitched 10 Major League seasons with Cleveland, Kansas City Athletics and New York (A. L.)
- Four-time All-Star (two games each in 1959 and 1960)
- Two-time World Series champion (1961, 1962)



PETE DALEY

JANUARY 14, 1930 – AUGUST 22, 2024 (94)

- Played seven Major League seasons with Boston, Kansas City Athletics and Washington Senators



RICH DAUER

JULY 27, 1952 – FEBRUARY 3, 2025 (72)

- Played 10 Major League seasons with Baltimore
- Two-time World Series champion (1983 as a player & 2017 as a coach)
- One of few players to have won a College World Series (twice) and MLB World Series
- Former Major League coach for Cleveland, Kansas City, Milwaukee, Colorado and Houston



BILL DEEGAN

APRIL 13, 1935 – MARCH 22, 2024 (88)

- American League umpire from 1971–1980
- Home plate umpire for three games for the 1984 American League Championship Series



MARTY DEMERRITT

MARCH 4, 1953 – JANUARY 11, 2025 (71)

- Former Major League and minor league coach for Florida, Chicago (N.L.) and Tampa Bay



JACK DILAURO

MAY 3, 1943 – DECEMBER 7, 2024 (81)

- Pitched two Major League seasons for New York (N.L.) and Houston
- 1969 World Series champion



ROB DOELGER

AUGUST 26, 1967 – FEBRUARY 5, 2024 (56)

- Former corporate communications manager for Major League Baseball



LARRY DOLAN

FEBRUARY 8, 1931 – FEBRUARY 23, 2025 (94)

- Longtime Cleveland Guardians owner
- Founder of SportsTime Ohio (now FanDuel Sports Network Great Lakes)



MIKE DOWNEY

AUGUST 9, 1951-JUNE 12, 2024 (72)

- Former sports columnist for the Los Angeles Times, The Sporting News, Sport Magazine, Inside Sports
- Former sports correspondent for KABC radio in Los Angeles and WJR radio in Detroit
- Served as a panelist on ESPN's The Sports Reporters
- In statewide voting by peers, was selected as National Sportscasters and Sportswriters Association Sportswriter of the Year 11 times




CARL ERSKINE

DECEMBER 13, 1926 – APRIL 16, 2024 (97)

- Pitched 12 Major League season for Brooklyn/Los Angeles (N.L.)
- 1954 All-Star
- 1955 World Series Champion
- Pitched two no-hitters in 1952 and 1956



IN MEMORY



AL FERRARA

DECEMBER 22, 1939 – NOVEMBER 15, 2024 (84)


- Played eight Major League seasons with Los Angeles (N.L.), San Diego and Cincinnati
- 1963 World Series champion



DON FERRARESE

JUNE 19, 1929 – NOVEMBER 4, 2024 (95)

- Pitched eight Major League seasons with Baltimore, Cleveland, Chicago (A.L.), Philadelphia and St. Louis



MIKE FERRARO

AUGUST 18, 1944 – JULY 20, 2024 (79)

- Played four Major League seasons with New York (A. L.), Seattle Pilots and Milwaukee
- Longtime Major League coach for New York (A.L.), Kansas City, Baltimore
- Managed Cleveland and Kansas City
- Coached the 1985 World Series team with Kansas City



AL FITZMORRIS

MARCH 21, 1946 – DECEMBER 4, 2024 (78)

- Pitched 10 Major League seasons for Kansas City, Cleveland and Angels



HANK FOILES

JUNE 10, 1929 – MAY 21, 2024 (94)

- Played 11 Major League seasons for Cincinnati, Cleveland, Pittsburgh, Kansas City Athletics, Detroit, Baltimore and Angels
- 1957 All-Star



CHAUNCY GLOVER

1985 – NOVEMBER 5, 2024 (39)

- Emmy-winning news anchor at KCAL/KCBS



WAYNE GRAHAM

APRIL 6, 1936 – SEPTEMBER 3, 2024 (88)

- Played two Major League seasons for Philadelphia and New York (N. L.)
- Managed Rice University's baseball team for 27 years



JERRY GROTE

OCTOBER 6, 1942 – APRIL 7, 2024 (81)

- Played 16 Major League seasons for Houston, New York (N. L.), Los Angeles (N.L.) and Kansas City
- Two-time All-Star (1968, 1974)
- 1969 World Series Champion



GREG GUMBEL

MAY 3, 1946 – DECEMBER 27, 2024 (78)

- Sportscaster for over five decades with NBC Sports and CBS Sports



JIM HANNAN

JANUARY 7, 1939 – FEBRUARY 8, 2024 (85)

- Pitched 10 Major League seasons for the Washington Senators, Detroit and Milwaukee
- Co-founded the Major League Baseball Players Alumni Association (MLBPAA) and served as its first president, as well as chair of the board of directors from 1996 - 2024



RICKEY HENDERSON

DECEMBER 25, 1958 – DECEMBER 20, 2024 (65)

- Played 25 Major League seasons with Oakland, New York (A.L.), Toronto, San Diego, Angels, New York (N.L.), Seattle, Boston and Los Angeles (N.L.)
- Member of National Baseball Hall of Fame
- 10-time All-Star (1980, 1982-88, 1990-91)
- Two-time World Series champion (1989, 1993)
- 1990 American League MVP
- 1989 American League Championship Series MVP
- 1981 Gold Glove Award winner
- Three Silver Slugger Awards (1981, 1985, 1990)
- 12-time American League stolen base leader (1980-86, 1988-91, 1998)
- Holds MLB records for career stolen bases (1,406) and runs scored (2,295)
- Coached one season for New York (N.L.)



GAIL HENLEY

OCTOBER 15, 1928 – NOVEMBER 25, 2024 (96)

- Spent 50 years as a player, minor league manager and scout for Detroit, Los Angeles (N.L.), Kansas City, San Diego and Tampa Bay



WHITEY HERZOG

NOVEMBER 9, 1931 – APRIL 15, 2025 (92)

- Played eight Major League seasons for Washington Senators, Kansas City Athletics, Baltimore and Detroit
- Managed 18 seasons with Texas, Angels, Kansas City and St. Louis
- 1982 World Series champion
- 1985 National League Manager of the Year
- Member of the National Baseball Hall of Fame



KEN HOLTZMAN

NOVEMBER 3, 1945 – APRIL 15, 2024 (78)

- Pitched 15 Major League seasons for Chicago (N.L.), Oakland, Baltimore and New York (A.L.)
- Two-time All-Star (1972, 1973)
- Three-time World Series champion (1972-74)
- Pitched two no-hitters (1969, 1971)



JOHN HOLWAY

NOVEMBER 12, 1929 – DECEMBER 5, 2024 (95)

- Pioneer in researching baseball in the Negro Leagues and Japan
- Recipient of SABR's Henry Chadwick Award and Bob Davids Award
- Author of "Japan is Big League in Thrills" and "Voices from the Great Black Baseball Leagues"
- First chairman of SABR's Negro Leagues Committee



PHIL JACKMAN

MARCH 6, 1937 – OCTOBER 8, 2024 (87)


- Longtime sportswriter and columnist for The Evening Sun in Baltimore



JOEY JAY

AUGUST 15, 1935 – SEPTEMBER 27, 2024 (89)

- Pitched 13 Major League seasons for Milwaukee Braves, Cincinnati and Atlanta
- Two-time All-Star (both games in 1961)
- 1961 National League wins leader



JOHNNY JETER

OCTOBER 24, 1944 – JANUARY 16, 2024 (79)

- Played six Major League seasons with Pittsburgh, San Diego, Chicago (A.L.) and Cleveland
- Father to Shawn Jeter, who played for Chicago (A.L.)



JAMES EARL JONES

JANUARY 17, 1931 – SEPTEMBER 9, 2024 (93)

- Winner of two Tony Awards and three Emmy Awards
- Best known for providing the voice of Darth Vader in the Star Wars films and playing Terence Mann in Field of Dreams and Mr. Mertle in The Sandlot



ODELE JONES

JANUARY 13, 1953 – MARCH 20, 2024 (71)

- Pitched nine Major League seasons for Pittsburgh, Seattle, Texas, Baltimore and Milwaukee



STEVE KLAUKE

JANUARY 30, 1955 – JUNE 11, 2024 (69)

- Called over 4,000 games during his 29 seasons as Salt Lake Bees radio broadcaster
- Three-time Utah SportsCaster of the Year (1995, 2014, 2016)
- Ballpark Digest's Minor League Baseball National Broadcaster of the Year in 2014



ED KRANEPOOL

NOVEMBER 8, 1944 – SEPTEMBER 8, 2024 (79)

- Played 18 Major League seasons with New York (N.L.)
- 1965 All-Star
- 1969 World Series champion



MARTY KUEHNERT

JULY 19, 1946 – NOVEMBER 9, 2024 (78)

- First foreign general manager in Nippon Professional Baseball
- 1973 California League Executive of the Year
- Former sports columnist for the Japan Times



DENNY LEMASTER

FEBRUARY 25, 1939 – JULY 24, 2024 (85)

- Pitched 11 Major League seasons for Milwaukee/Atlanta Braves, Houston and Montreal
- 1967 All-Star



MARC LEVINE

1959 – JULY 4, 2024 (64)

- New York Mets longest-tenured team photographer (36 seasons)



IN MEMORY

**LARRY LUCCHINO****SEPTEMBER 6, 1945 – APRIL 2, 2024 (78)**

- Former President/CEO for Boston, San Diego and Baltimore and was instrumental in the planning and building of Oriole Park at Camden Yards and Petco Park, as well as renovating Fenway Park
- Four-time World Series champion as an executive (1983, 2004, 2007 and 2013)

**FELIX MANTILLA****JULY 29, 1934 – JANUARY 10, 2025 (90)**

- Played 11 Major League seasons for Milwaukee Braves, New York (N.L.), Boston and Houston
- 1965 All-Star
- 1957 World Series champion

**BRIAN MATUSZ****FEBRUARY 11, 1987 – JANUARY 6, 2025 (37)**

- Pitched eight Major League season for Baltimore and Chicago (N.L.)

**WILLIE MAYS****MAY 6, 1931 – JUNE 19, 2024 (93)**

- Played 23 season for Birmingham Black Barons, New York/San Francisco Giants, and New York Mets
- Member of National Baseball Hall of Fame
- 24 All Star appearances (1954-73), including two All-Star MVP Awards
- 1954 World Series champion
- 1951 National League Rookie of the Year
- Two-time National League MVP (1954, 1965)
- 12 Gold Glove Awards (1957-68)
- 1971 Roberto Clemente Award
- 1954 National League batting champion
- Four-time National League home run leader (1955, 1962, 1964, 1965) and stolen base leader (1956-1959)
- Member of the Major League Baseball All-Century Team and All-Time Team
- Former hitting instructor for New York Mets
- Former Special Assistant to the President and General Manager for San Francisco Giants
- Founded the Say Hey Foundation to promote youth baseball
- 2006 White House Tee Ball Commissioner
- 2015 recipient of Presidential Medal of Freedom

**CHARLES MAXWELL****APRIL 8, 1927 – DECEMBER 27, 2024 (97)**

- Played 14 Major League Seasons with Boston, Baltimore, Detroit and Chicago (A.L.)
- Two-time All-Star (1956, 1957)

**JIM MCANDREW****JANUARY 11, 1944 – MARCH 14, 2024 (80)**


- Pitched seven seasons with New York (N. L.) and San Diego
- 1969 World Series champion

**DAVID MCCARTY****NOVEMBER 23, 1969 – APRIL 19, 2024 (54)**

- Played 11 Major League seasons for Minnesota, San Francisco, Seattle, Kansas City, Oakland and Boston
- 2004 World Series champion
- Red Sox analyst for NESN from 2005 – 2008

**MICHAEL MCCLURE****JANUARY 23, 1942 – JUNE 12, 2024 (82)**

- Former executive for Chicago White Sox and Major League Baseball Promotion Corporation

**BILL MELTON****JULY 7, 1945 – DECEMBER 5, 2024 (79)**

- Played 10 Major League seasons for Chicago (A.L.), Angels and Cleveland
- 1971 All-Star and American League home run leader
- Former broadcaster for the White Sox

**ROBERT MENSCHER****JANUARY 5, 1965 – DECEMBER 12, 2024 (59)**

- Veteran director, camera operator and lighting director in Southern California sports broadcast

**NICK MILETI****APRIL 22, 1931 – AUGUST 21, 2024 (93)**

- Former owner of Cleveland Indians and founder of the Cleveland Cavaliers



REYES MORONTA

JANUARY 6, 1993 - JULY 29, 2024 (31)

- Pitched six Major League seasons with San Francisco, Los Angeles (N. L.), Arizona and Angels



CHRIS MORTENSEN

NOVEMBER 7, 1951 - MARCH 3, 2024 (72)

- Former writer for the South Bay Daily Breeze covering the Dodgers and the Atlanta Journal-Constitution covering the Braves
- Award-winning reporter for ESPN covering the NFL



DICK MOSS

JULY 30, 1931 - SEPTEMBER 21, 2024 (93)

- Former executive of the MLB Players Association, instrumental in securing MLB's first collective bargaining agreement and the arbitration system
- Former sports agent, representing clients such as Nolan Ryan and Fernando Valenzuela



HECTOR ORTIZ

OCTOBER 14, 1969 - FEBRUARY 28, 2024 (54)

- Played four Major League seasons for Kansas City and Texas
- Coached and managed in the minor league system for Texas for 10 seasons
- Coached six Major Leagues seasons for Texas



ED OTT

JULY 11, 1951 - MARCH 3, 2024 (72)

- Played eight Major League seasons for Pittsburgh and Angels
- 1979 World Series Champion
- Coached seven seasons for Houston and Detroit



BILL PLUMMER

MARCH 21, 1947 - MARCH 12, 2024 (76)

- Played 10 Major League seasons with Chicago (N. L.), Cincinnati and Seattle
- Two-time World Series Champion (1975, 1976)
- Managed Seattle in 1992 and was a coach for Seattle and Colorado
- Grandfather of former MLB pitcher Conner Menez



LARRY PONCINIO

FEBRUARY 3, 1957 - JULY 14, 2024 (67)

- National League umpire for 21 seasons (1985 - 1999, 2002 - 2007)
- Worked the 1996 All-Star Game, 1998, 2003 and 2005 National League Championship Series and was home plate umpire for Dennis Martinez's perfect game on July 28, 1991



ROB RAICHLEN

FEBRUARY 10, 1972 - AUGUST 29, 2024 (52)

- Former longtime Los Angeles Clippers PR executive



LENNY RANDLE

FEBRUARY 12, 1949 - DECEMBER 29, 2024 (75)

- Played 12 Major League seasons with Washington Senators, Texas, New York (N.L.), Chicago (N.L.) and Seattle
- First American Major League player to play baseball in Italy



MERV RETTENMUND

JUNE 6, 1943 - DECEMBER 7, 2024 (81)

- Played 13 Major League seasons with Baltimore, Cincinnati, San Diego and Angels
- Three-time World Series champion (1970, 1975, 1989)
- Coached 19 Major League seasons for Texas, Oakland, San Diego, Atlanta, Detroit and San Diego



PETE ROSE

APRIL 14, 1941 - SEPTEMBER 30, 2024 (83)

- Played 24 Major League seasons with Cincinnati, Philadelphia and Montreal
- Managed Cincinnati for six seasons
- 17-time All-Star (1965, 1967-71, 1973-82, 1985)
- Three-time World Series champion (1975, 1976 and 1980)
- 1973 National League MVP
- 1975 World Series MVP
- 1963 National League Rookie of the Year
- Two Gold Glove Awards (1969, 1970)
- 1981 Silver Slugger Award winner
- 1976 Roberto Clemente Award winter
- Three National League batting titles (1968, 1969, 1973)
- Major League Baseball All-Century Team
- Holds the MLB record for career hits (4,256) and career games played (3,562)



SAM RUBIN

FEBRUARY 16, 1960 - MAY 10, 2024 (64)

- Longtime morning news personality with KTLA
- Recipient of the Golden Mike Award



HOWIE SCHWAB

SEPTEMBER 17, 1960 - APRIL 20, 2024 (63)

- Former producer and TV personality for ESPN and host of Stump the Schwab



TONY SCOTT

SEPTEMBER 18, 1951 - MAY 26, 2024 (72)

- Played 11 seasons for Montreal, St. Louis and Houston
- Longtime Major League and minor league coach for Philadelphia



IN MEMORY

**RAY SEMPROCH****JANUARY 7, 1931 – OCTOBER 27, 2024 (93)**

- Played four Major League seasons with Philadelphia, Detroit and Angels

**JOE SHIPLEY****MAY 9, 1935 – MAY 1, 2024 (88)**

- Pitched four Major League seasons with San Francisco and Chicago (A.L.)

**T.J. SIMERS****SEPTEMBER 2, 1950 – JUNE 2, 2024 (73)**

- Longtime sports columnist for the Los Angeles Times and Orange County Register

**WAYNE SIMPSON****DECEMBER 2, 1948 – DECEMBER 12, 2024 (76)**

- Pitched six Major League seasons with Cincinnati, Kansas City, Philadelphia and Angels
- 1970 All-Star

**GARY SUTHERLAND****SEPTEMBER 27, 1944 – DECEMBER 16, 2024 (80)**

- Played 13 Major League seasons for Philadelphia, Montreal, Houston, Detroit, Milwaukee, San Diego and St. Louis
- Spent 12 years as Angels Special Assistant to the General Manager (1999 – 2011)
- Former Scout for Los Angeles (N.L.)

**LUIS TIANT****NOVEMBER 23, 1940-OCTOBER 8, 2024 (83)**

- Pitched 19 Major League season with Cleveland, Minnesota, Boston, New York (A.L.), Pittsburgh and Angels
- Three-time All-Star (1968, 1974, 1976)
- Two-time American League ERA leader (1968, 1972)
- Former minor league pitching coach for Los Angeles (N. L.), Chicago (A. L.) and Boston
- His father Luis Tiant Sr. pitched ten seasons in the Negro Leagues

**JEFF TORBORG****NOVEMBER 26, 1941 – JANUARY 19, 2025 (83)**

- Played 10 Major League seasons with Los Angeles (N.L.) and Angels
- Managed 11 Major League seasons with Cleveland, Chicago (A.L.), New York (N.L.), Montreal and Florida, and coached with New York (A.L.)
- 1965 World Series Champion
- 1990 American League Manager of the Year
- Caught Sandy Koufax's perfect game and Nolan Ryan's first no-hitter
- Former sportscaster for CBS Radio and Fox
- Color commentator for three World Series alongside Vin Scully

**BOB UECKER****JANUARY 26, 1934 – JANUARY 16, 2025 (90)**

- Legendary Milwaukee Brewers radio announcer, serving as the play-by-play announcer for 54 seasons
- Played six Major League seasons with Milwaukee/Atlanta Braves, St. Louis and Philadelphia
- 1964 World Series Champion
- Hollywood actor, featured in the Major League movie franchise
- Recipient of the Ford C. Frick Award from the National Baseball Hall of Fame

**JIM UMBARGER****FEBRUARY 17, 1953 – AUGUST 3, 2024 (71)**

- Pitched four seasons with Texas and Oakland
- In 1981, he pitched 10-innings of scoreless relief in the longest professional baseball game ever played while with the Rochester Red Wings, an affiliate of the Baltimore Orioles

**FERNANDO VALENZUELA****NOVEMBER 1, 1960 – OCTOBER 22, 2024 (63)**

- Pitched 17 Major Leagues seasons with Los Angeles (N. L.), Angels, Baltimore, Philadelphia, San Diego and St. Louis
- Six-time All-Star (1981-1986)
- 1981 World Series champion
- 1981 National League Cy Young Award and Rookie of the Year Award
- Two-time Silver Slugger Award winner (1981, 1983)
- 1981 MLB strikeout leader
- 1986 Gold Glove Award
- 1986 National League wins leader
- Pitched a no-hitter on June 29, 1990

**DAVE VAN DYCK****FEBRUARY 14, 1947 – NOVEMBER 22, 2024 (76)**

- Longtime baseball writer for Chicago Sun-Times and the Chicago Tribune
- Served on the Veterans Committee for the National Baseball Hall of Fame

**JOHN VAN ORNUM****OCTOBER 20, 1939 – JULY 6, 2024 (84)**

- Served as bullpen coach for San Francisco and managed in Giants minor league system
- Worked as a Major League and advance scout for San Francisco, Angels, Los Angeles (N.L.) and Atlanta
- Appeared as a catcher on the 1959 -60 television series Home Run Derby, which was filmed at Los Angeles' Wrigley Field



BOB VEALE

OCTOBER 28, 1935 – JANUARY 2025 (89)


- Pitched 13 seasons with Pittsburgh and Boston
- Two-time All-Star (1965, 1966)
- 1971 World Series Champion
- 1964 National League strikeout leader
- Former minor league pitching instructor the Atlanta and New York (A.L.)



FAY VINCENT

MAY 29, 1938 – FEBRUARY 1, 2025 (86)

- Former Commissioner of Major League Baseball (1989 – 1992)
- Served on Board of Directors for National Baseball Hall of Fame and Museum



OZZIE VIRGIL

MAY 17, 1932 – SEPTEMBER 29, 2024 (92)

- Played nine Major League seasons with New York Giants, Detroit, Kansas City Athletics, Baltimore, Pittsburgh and San Francisco
- Coached for San Francisco, Montreal, San Diego and Seattle
- Was the National League third-base coach at the 1985 All-Star Game
- Father of two-time All-Star Ozzie Virgil Jr.



BILL VOSS

OCTOBER 31, 1943 – DECEMBER 28, 2023 (80)

- Played eight Major League seasons with Chicago (A.L.), Angels, Milwaukee, Oakland and St. Louis



JERRY WALKER

FEBRUARY 12, 1939 – JULY 14, 2024 (85)

- Pitched eight Major League seasons with Baltimore, Kansas City Athletics and Cleveland
- 1959 All-Star
- Former minor league coach and scout for New York (A.L.) and Major League pitching coach for New York (A.L.) and Houston
- Former General Manager for Detroit, and a front office executive for St. Louis and Cincinnati



U.L. WASHINGTON

OCTOBER 27, 1953 – MARCH 3, 2024 (70)

- Played 11 Major League seasons with Kansas City, Montreal and Pittsburgh
- Coached 24 years in the minor league systems for Pittsburgh, Kansas City, Los Angeles (N.L.), Minnesota and Boston



DON WERT

JULY 29, 1938 – AUGUST 25, 2024 (86)

- Played nine Major League seasons with Detroit and Washington Senators
- 1968 All-Star
- 1968 World Series Champion



PAT WILLIAMS

MAY 3, 1940 – JULY 17, 2024 (84)

- American sports executive who began his career as a minor league baseball player and later the senior vice president of the Orlando Magic
- Former minor league executive for Philadelphia and Minnesota
- 1967 Minor League Executive of the Year by The Sporting News



WANDA WILLIAMS

MARCH 4, 1951 – OCTOBER 22, 2024 (73)

- Longtime Press Dining Attendant at Globe Life Park and Globe Life Field



PAT ZACHRY

APRIL 24, 1952 – APRIL 4, 2024 (71)

- Pitched 10 seasons with Cincinnati, New York (N.L.), Los Angeles (N.L.) and Philadelphia
- 1976 World Series Champion
- 1976 National League Rookie of the Year
- 1978 All-Star



MEDIA INFO GUIDELINES



ANGELS COMMUNICATIONS DEPARTMENT

2000 GENE AUTRY WAY • ANAHEIM, CA 92806
(714) 940-2014 • LAACOMMUNICATIONS@ANGELS.COM



Adam Chodsko



Matt Birch



Grace McNamee



Marco Peralta



Noah Scott



Sydney Nash

ADMISSION TO ANGEL STADIUM: Media will need to enter the ballpark through **Gate 3**, located to the right of the Angels home plate Team Store. The Media Entrance opens four and a half hours prior to game time (three hours prior to day games).

CREDENTIALS: To obtain season-long and daily media credentials, an application must be submitted via the MLB credentialing website, credentials.mlb.com, by the outlet affiliation manager. Credentials will be issued only to legitimate news-gathering agencies. Daily credential request, which also must be made through MLB's credential website, are required to be made at least 24 hours in advance of weekday games and by 5 p.m. on the previous Friday for weekend games.

Credentials will be available for pickup at Gate 3 security checkpoint, which opens four and a half hours prior to game time (three hours before day games). Please make certain all credential requests are confirmed by the Communications office prior to arrival at the stadium. Identification will be required to claim the passes. Media members with BBWAA credentials should notify Angels Communications when planning to cover a contest to reserve a seat in the press box. ALL CREDENTIALS ARE NON-TRANSFERABLE; ANY UNAUTHORIZED USE WILL BE CAUSE FOR CONFISCATION OF CREDENTIAL AND EJECTION FROM ANGEL STADIUM.

PARKING: Media must enter Angel Stadium through the Orangewood Media/VIP/Bus entrance and park in the designated media parking lot, adjacent to The George residential complex, as directed by the Angels parking attendants. Parking is free of charge with valid credentials. **Season credential holders will be required to present their Angels season credentials, MLB regular season credentials or BBWAA season credentials at the entrance of the media parking lot.** If attending on a single game basis, parking is included with approval of your daily credential request. Media members attending on a daily credential basis will receive a registration link to obtain a QR Code in their credential approval letter. You will be asked to show the QR code to the parking attendant to gain entry to the stadium lot. If arrangements are not made, a parking fee may be charged and no refunds can be given.

PRESS BOX: The Press Box is located on the Club Level. After entering through Gate 3, proceed to the elevators located behind the Red Awning on your left or utilize the ramps to access the Club Level. If using the elevator, ride up to the Club Level (number 4), make a right out of the elevator and proceed down the 1st base side concourse to the Press Box at sections 344-345.

ANGELS PRESSBOX ONLINE

In an effort to make Angels information more accessible to the media while also protecting our environment, the Angels Communications department provides all season and game information online at angelspressbox.com and on X, @LAAngelsPR.

You can also follow the Angels on Instagram, X, Facebook, YouTube and TikTok:

Instagram: @Angels

X: @Angels

facebook.com/angels

youtube.com/angels

TikTok: @Angels

MEDIA INFO GUIDELINES



PRESS CLUB (MEDIA DINING): After entering through Gate 3, proceed to your left to the elevators located behind the Red Awning. Take the elevator up to the Club Level (number 4), make a right out of the elevator and proceed through the glass doors and into the Press Club. Prior to each home game, media with season, MLB, BBWAA or single game credentials are welcome to dine in the Press Club. There will be a fee charged for each meal. Refreshments are also available during the game through the seventh inning. Press Club usage is limited to those with proper credentials. The Club is not able to accommodate family members, friends or guests. NO ONE UNDER 18 years of age will be permitted in the Press Club. As a professional courtesy, we ask that you dress in appropriate business attire. Any abuse of these privileges may cause forfeiture of credentials.

The Press Club will also serve as an overflow press working area.

CLUBHOUSE AND FIELD ACCESS FROM CLUB LEVEL: Ramp #5, located on the first base side of the Club Level by the escalator at section 335 can be used for Field/Clubhouse access via the stairwell. The Angels clubhouse is open four hours prior to game time and will close prior to batting practice. The clubhouse will also open approximately ten minutes following the conclusion of the game. The visiting clubhouse is governed by the visiting club. The Umpires Dressing Room is off-limits to the media. If a comment or interpretation from the umpire crew chief is needed, a pool reporter may be assigned with an approval from Major League Baseball and Angels Communications must be notified.

INTERVIEW ROOM: Following each home game, the Angels manager is scheduled to meet with the media approximately ten minutes after the final out in the Club's interview room. Media wishing to participate should enter through the doors directly across from the clubhouse elevators.

PHOTOGRAPHY: Photo credentials are issued in the same manner as media credentials. Due to limited photo locations, it is impossible to allow freelance photographers or photo wire services access unless assigned by a legitimate newsgathering agency.

INTERVIEWS: Requests for interviews needing advance preparation or special accommodation by an Angels player or staff member are to be directed to the Angels Communications Department. This includes all live television interviews for pregame and postgame as well as all on-field requests prior to batting practice.

NO AUTOGRAPHS: ANY MEMBER OF THE MEDIA REQUESTING AUTOGRAPHS OR PERSONAL PHOTOGRAPHS FROM PLAYERS OR COACHES WILL HAVE PRESS ACCESS REVOKED.

We hope these guidelines will assist you in your coverage of the Angels and Major League Baseball at Angel Stadium. Please do not hesitate to contact us if you need additional assistance.

ANGEL STADIUM PREGAME SCHEDULES

1:07 GAME TIME

| | |
|----------------|---------------|
| Angels Stretch | 10:15 - 10:30 |
| Defensive Work | 10:30 - 10:45 |
| Angels BP | 10:45 - 11:30 |
| Visitors BP | 11:35 - 12:25 |

4:15 GAME TIME

| | |
|-------------------|---------------|
| Visitors Early BP | 10:50 - 11:50 |
| Angels Early BP | 12:00 - 1:00 |
| Angels Stretch | 12:45 - 1:00 |
| Defensive Work | 1:00 - 1:15 |
| Angels BP | 1:20 - 2:20 |
| Visitors BP | 2:25 - 3:25 |

5:05 GAME TIME

| | |
|-------------------|---------------|
| Visitors Early BP | 11:50 - 12:50 |
| Angels Early BP | 1:00 - 2:00 |
| Angels Stretch | 1:45 - 2:00 |
| Defensive Work | 2:00 - 2:15 |
| Angels BP | 2:20 - 3:20 |
| Visitors BP | 3:25 - 4:25 |

6:07 GAME TIME

| | |
|-------------------|--------------|
| Visitors Early BP | 12:50 - 1:50 |
| Angels Early BP | 2:00 - 3:00 |
| Angels Stretch | 2:45 - 3:00 |
| Defensive Work | 3:00 - 3:15 |
| Angels BP | 3:20 - 4:20 |
| Visitors BP | 4:25 - 5:25 |

6:38 GAME TIME

| | |
|-------------------|-------------|
| Visitors Early BP | 1:20 - 2:20 |
| Angels Early BP | 2:30 - 3:30 |
| Angels Stretch | 3:15 - 3:30 |
| Defensive Work | 3:30 - 3:45 |
| Angels BP | 3:45 - 4:45 |
| Visitors BP | 4:50 - 5:50 |

7:07 GAME TIME

| | |
|-------------------|-------------|
| Visitors Early BP | 1:50 - 2:50 |
| Angels Early BP | 3:00 - 4:00 |
| Angels Stretch | 3:45 - 4:00 |
| Defensive Work | 4:00 - 4:15 |
| Angels BP | 4:20 - 5:20 |
| Visitors BP | 5:25 - 6:25 |

THE OFFICIAL APP OF ANGEL STADIUM



The MLB Ballpark app is the ultimate companion for Angels fans, managing your game day experience with ease. Purchase, access, and manage your tickets, explore team schedules, plan your visit, and navigate the ballpark with interactive maps.





FRONT OFFICE



ARTE & CAROLE MORENO OWNERSHIP

In May of 2003, Arte and Carole Moreno were introduced as the third owners in Angels franchise history and their impact was immediate. The Morenos have guided the franchise to six A.L. West Division titles and 17 seasons of drawing over three million fans, resulting in a total home attendance over 62 million fans.

Arte and Carole's focus is balanced between baseball, business operations and fan experience. During their tenure, the Morenos' support of the baseball operations department has resulted in the acquisition of many key players, including Hall of Famer Vladimir Guerrero, three-time N.L. MVP Albert Pujols, nine-time Gold Glove

Torii Hunter, 2009 World Series MVP Hideki Matsui, 2005 A.L. Cy Young Award winner Bartolo Colón, and several others. In 2019, the Morenos signed three-time A.L. MVP Mike Trout to a record-setting 12-year contract extension, effectively keeping the 11-time All-Star a member of the Halos for the remainder of his historic career. In December of 2017, the Morenos oversaw the successful recruitment of two-way player and future Rookie of the Year and three-time MVP Shohei Ohtani.

To date, Arte and Carole's Clubs have featured six MVP's, a Cy Young winner, two Rookie of the Years and a Manager of the Year. In that span, no other organization has featured more than four MVP seasons.

Over the past 21 years, Arte and Carole have strengthened the Club's commitment to local communities. In 2004, the Morenos established the Angels Baseball Foundation, an organization concentrating on investments in education, health care, arts & sciences and community-related programs which provide opportunities for youth to experience the positive attributes of baseball. The Foundation distributes annual grants to various youth programs within Southern California. The Angels Scholars program works with the Orange County Office of Education and the college preparatory AVID program to award several annual college scholarships. Since purchasing the Club in 2003, the Morenos, the Angels and the Angels Baseball Foundation have contributed over \$25 million to various charitable efforts with a primary focus in the Orange County area.

In 2010, the Angels were privileged to host their third All-Star Game (also 1967 & 1989). In conjunction with MLB's All-Star Legacy Fund, the foundation funded the renovation of softball fields at Anaheim's Pioneer Park (into the MLB Angels All-Star Complex) as well as a fully ADA adaptable synthetic turf field, safe for participants in wheelchairs and participants who use walkers. Prior to the 2022 season, the Angels Baseball Foundation, while partnering with Magical Builders and Anaheim Hills Little League, completely renovated two local little league fields, complete with new pitching mounds, backstops, 75 tons of infield mix and 6,500 square feet of hybrid-Bermuda grass. The Foundation also regularly donates tickets, memorabilia and ballpark experiences to the various groups and fundraisers.

Prior to their ownership of the Angels, the Morenos were part owners of the former Single-A Salt Lake Trappers of the Pioneer League. Under their leadership, the Trappers won three championships. Arte and Carole were also original investors in the Arizona Diamondbacks (including their 2001 World Series championship) and in a partnered ownership of the NBA's Phoenix Suns.

The Moreno family is also active in their own philanthropic efforts. In 1997, they established the Moreno Family Foundation to support nonprofit organizations focusing on youth and education, as well as investing in educational scholarships in K-8, high school and college. Their favorite charities include St. Vincent de Paul, St. Mary's Food Bank, the Barrow Neurological Institute, Boys & Girls Clubs, UOMOM Homeless Shelters, American Heart Association and Fresh Start Women's Foundation. The Morenos were previously members of the Little League Foundation's Board of Trustees, which assists Little Leagues in every state and more than 70 other countries. For her continued philanthropic efforts, Carole Moreno was honored by the Girl Scouts of Orange County as their 2019 G.I.R.L. (Go-Getter, Innovator, Risk-Taker, Leader) honoree.

Carole was born in Reno, NV, and moved often as the daughter of a career Air Force man. She spent much of her youth in Fredonia, KS, and went on to earn a degree in journalism from the University of Kansas.

Arte is a native of Tucson, AZ, and served his country in Vietnam as a member of the U.S. Army. After his tour of duty, he attended the University of Arizona, graduating with a degree in marketing. In 2005, Time Magazine selected Moreno as one of the '25 Most Influential Hispanics in America' and was named by Bloomberg News' inaugural list of 100 Influential Latinos in 2022. Due to Arte's unwavering passion for the history of baseball, in July of 2018, he received the distinct honor of being elected to the Board of Directors for the National Baseball Hall of Fame and Museum in Cooperstown, NY.

Arte and Carole are the parents of three children.



DENNIS KUHL

CHAIRMAN

2025 represents Dennis Kuhl's 22nd season with the Angels. A key figure in the organization's leadership for over two decades, he initially joined the Club on November 10, 2003 and was appointed as the Angels' seventh President before a promotion to Chairman on November 14, 2009. Kuhl's focus centers on renewed efforts in the area of civic affairs and community outreach. Additionally, he oversees the Angels' flagship radio station AM830 and serves as the President of the Angels

Baseball Foundation.

Since joining the Angels, the Club has shown tremendous growth and advancement in key business initiatives, including sponsorship and marketing revenues streams, as well as nationwide expansion and promotion of the Angels' brand. He also played a key role in working with Major League Baseball in hosting of the 2010 All-Star Game at Angel Stadium, the third in the franchise's history and first since 1989.

A champion of community involvement, Kuhl's efforts span across Orange County and beyond. A founding board member of The Pacific Club IMPACT Foundation/Lott Trophy, Kuhl works with Susan G. Komen for the Cure serving as one of the "Pink Tie Guys," a select group of advocates speaking out to find a cure for breast cancer. Additionally, he serves on the advisory boards for the South County Outreach, Boys and Girls Club of Orange Coast Irvine Public School Foundation, Kindervision, and the Angels Baseball Foundation Board of Directors. He is a member of the Board of Governors at Chapman University and on the board of directors for several nonprofits: The Los Angeles Sports Council, Boys and Girls Clubs of Greater Anaheim-Cypress, the Noble Vikings Charity of Orange County, Abound Food Care and the Angels RBI (Reviving Baseball in Inner Cities) program. He also sits on the Board of Directors for Servite High School as well as the Advisory Board for the Tiger Wood Foundation.

A Boonton, NJ native, Kuhl graduated from the University of Arizona in 1970 with a degree in business administration. In honor of his late father, he established the Bud Kuhl Wood Bat Invitational in 2007 with annual proceeds donated to local charities. Kuhl also initiated scholarships in his father's name to the Eller School of Management at the University of Arizona. In 2009, he was named the "Business Man of the Year" by the Anaheim Chamber of Commerce. Kuhl currently resides in Newport Beach.





JOHN CARPINO

PRESIDENT

John Carpino was named the eighth president in Angels' history on November 14, 2009. He currently oversees the day-to-day operations and strategic planning within the organization. Carpino continues to guide the Angel brand with a focus on enhancing fan value, driving fan engagement and providing a quality family environment at Angel Stadium.

As the principal executive in charge of business operations, Carpino has helped welcome over three million fans through Angel Stadium turnstiles 10 different times since 2009. Additionally, *ESPN The*

Magazine rated the Angels as the #1 MLB franchise in nine of Carpino's first 11 years with the organization.

The Chicago native continues to create value for fans, focusing not only on the game inside the lines, but on the entire ballpark experience. He has guided the Angel brand with a focus on affordable pricing while providing a quality family environment, including continual stadium improvements and enhancements. Under his leadership, Carpino's staff has also established Angel Stadium as one of the premiere destinations in California for non-baseball events such as concerts, Supercross, Monster Jam and corporate events.

As one of the initial executives appointed by Owner Arte Moreno after purchasing the Club, the 2025 season marks Carpino's 22nd with the team, having previously held the post of Senior Vice President. Carpino has led the Angels to unprecedented financial growth in sponsorship, marketing and ticketing. He also assisted in the acquisition of high-profile players such as two-time A.L. MVP Shohei Ohtani and 3-time MVP Albert Pujols, as well as the historic 12-year contract extension for three-time MVP Mike Trout.

His vision and creativity have brought an emphasis on the Angels' heritage with a reintroduction of the Club's Hall of Fame, hosting of fan events and celebration of team history. Popular giveaways have included several world record-breaking items and those showcasing the popularity of the Rally Monkey. His efforts continue to create a brand that remains connected to its rich tradition while elevating the Angels Organization on a global level.

Carpino's promotion followed six seasons as the Angels Senior Vice President of Sales and Marketing during which he oversaw all aspects of marketing, promotions and ticket sales. He began his professional career in 1982 in the billboard industry, including stints in Tucson, Chicago, Phoenix and Los Angeles. In 1986, he joined Moreno at Outdoor Systems, a billboard company (which later became Viacom Outdoor in 2000 and CBS Outdoor in 2005) and spent 18 years in the Phoenix and Los Angeles markets. Carpino oversaw \$200 million in sales for the western region. Carpino is a 1982 graduate of the University of Arizona with a degree in business administration.

In 2017, he was inducted into the National Italian American Sports Hall of Fame.

He and wife Elizabeth are involved in numerous charitable efforts throughout Southern California and support the Angels Baseball Foundation. John and Elizabeth have three children and reside in Laguna Beach.

PRESIDENTS OF THE ANGELS

| | |
|-----------------------------|---------------|
| John Carpino | 2009 - |
| Dennis Kuhl | 2003-2009 |
| Paul Pressler | 2002 |
| Tony Tavares | 1996-2001 |
| Richard Brown | 1990-1996 |
| Gene Autry | 1978-1990 |
| Red Patterson | 1975-1977 |
| Robert (Bob) Reynolds | 1961-1974 |



DANA WELLS

EXECUTIVE VICE PRESIDENT

Dana Wells joined the Angels in late 2019 as Executive Vice President, a role which focuses on all aspects of the Club's business efforts, including business development, sponsorship, ticket sales and special projects.

Wells joined the Angels with a successful track record of over 27 years of sales experience in the outdoor advertising industry. Starting in 1992 as an Account Executive with Outdoor System, he quickly grew through the ranks making stops as Sales Manager and General Manager of the Kentucky, Florida and New York markets. Following a tenure in New York, he was promoted to National Sales Director in which he managed not only the company's national sales efforts but also the day-to-day business operations of the New York market.

As the company's ownerships changed hands over the years, Wells continued to climb the corporate ranks. In 2003, under the Infinity and Viacom ownership groups, Wells moved back to Atlanta where he was named Vice President of the Southeast region. Four years later, the Phoenix native was promoted to President of the Outdoor Division for CBS Outdoor, a position he held until 2013.

CBS Outdoor would go on to take their billboard division public in 2014, where Wells would play a key role in the company's transition. The newly formed Outfront Media would name Wells their Executive Vice President of National Sales and Western Region, a title he held until joining the Angels prior to the 2020 season.

A former NFL player for the Cincinnati Bengals and the Arizona Cardinals, Wells was Pac-10 Defensive Player of the Year his senior year at University of Arizona and is a two-time Morris Trophy Defensive Lineman of the Year, an award selected by the opposing players annually for the best offensive and defensive linemen in the conference. Wells won this prestigious award twice, making him one of three to ever win the award multiple times.

Wells is also currently on the Board of Directors for The Pacific Club IMPACT Foundation. Dana and his wife, Susie, reside in Newport Beach with their daughter Kaia.





MOLLY JOLLY

SENIOR VICE PRESIDENT,
FINANCE & ADMINISTRATION

Molly Jolly became the highest-ranking woman in the Angels organization in just her third year with the team (2003) and remains a vital part of the primary operations of the Club. She is in her 25th season with the Angels as Senior Vice President, Finance & Administration. Molly spent three years (2001-03) as Director of Finance for the Angels and Anaheim Ducks before her current appointment.

A native of Naples, Florida, Molly oversees all financial matters, including strategic initiatives, reporting and planning, budgeting, accounting, and payroll. She is also responsible for office administration, including legal and risk management, human resources and information services. Additionally, she oversees financial operations at Angel Stadium for non-baseball events such as Supercross, Monster Jam and concerts.

Before joining the Angels and Ducks in 2001, Molly spent 11 years working for the Atlantic Richfield Company (ARCO), including six years (1989-94) at ARCO Alaska in Anchorage, serving as an Inventory Accountant, Financial Analyst and Electronic Commerce Manager. In 1994, Molly was transferred to ARCO Corporate in Los Angeles where she worked as an Internal Control Advisor and Project Manager. She was promoted in 1996 to Financial Manager and Strategic Planning Senior Consultant for the ARCO Products Company. Molly began her career in 1988 as an auditor for Arthur Anderson LLP in Boston, MA.

A 1988 graduate of Holy Cross with a Bachelor of Arts degree in Economics/Accounting, Molly graduated from the Anderson School at UCLA with a Master's degree in Business Administration in 1999. Molly serves as the Treasurer and Secretary for Angels Baseball Foundation in addition to serving as current Audit Chair and Executive Committee member for the Board of Segerstrom Center for the Arts (SCFTA), past Board Chair for the Girl Scouts of Orange County and past positions on the boards of Court Appointed Special Advocates (CASA), Friends of CASA, Avenue to the Arts and Junior League of Orange County. In 2023, Molly chaired SCFTA's Candlelight Concert and in 2016, she chaired the Friends of CASA Holiday Luncheon and Fashion Show. Molly was nominated as "Chief Financial Officer of the Year in Orange County" by the Orange County Business Journal in 2011. She and her husband, Burt, reside in Villa Park.





MIKE FACH

VICE PRESIDENT,
CORPORATE PARTNERSHIPS

2025 marks Mike Fach's 14th season with the Angels and fourth as Vice President, Corporate Partnerships. In his current role he oversees the Club's corporate partnerships, including in-stadium advertising sales, promotions and activations, radio sales on AM830 KLAA, digital advertising sales and promotions, outdoor advertising sales and print advertising sales in the Angels publications. Fach also serves as the Club's liaison with the sales teams at Major League Baseball, Major League Baseball Advanced Media, FanDuel Sports West and ESPN Radio.

During his tenure, the Angels Corporate Partnerships Department has forged numerous new partnerships locally, nationally and internationally and helped create several new sales opportunities.

Prior to joining the Angels, Mike spent 11 years with the Dodgers in Season Ticket Sales, Premium Seating Sales and Sponsorship Sales, eventually working his way up to Director of Corporate Partnerships. He would join the Angels in 2012 as the Club's Senior Director, Business Development.

Born and raised in Wellesley, MA, Mike is a 2000 graduate of Vanderbilt University where he majored in Communications and minored in Psychology. A member of the Vanderbilt soccer team, Fach was the starting goalkeeper in both 1998 and 1999. In addition to supporting the Angels Baseball Foundation with their fundraising efforts, Mike participates in several Angels Sponsor charitable initiatives each year and helps many local charities including the Los Angeles Sports & Entertainment Commission and Manhattan Beach Education Foundation. Mike and his wife, Christy, reside in Manhattan Beach, CA with their two children.





DEBORAH JOHNSTON

VICE PRESIDENT,
HUMAN RESOURCES

Deborah Johnston enters her 14th season as a member of the Angels front office and fourth as Vice President, Human Resources. In her current position, she is responsible for the overall strategic management of the Angels and AM830's radio workforce.

Prior to joining the Angels organization, Deborah spent 20+ years working in senior leadership roles in a variety of industries, including Advertising, Publishing, Real Estate Development and Insurance. She is certified as a Senior Professional in Human Resources (SPHR) and has also

completed the HR Management Certificate Program at UCI.

Majoring in Psychology with a minor in Sociology, Deborah obtained a Bachelor of Science degree when she attended Florida State University (FSU) on a four-year full athletic scholarship. She was the team captain and pitcher of the FSU Softball team. During her four-year career at FSU, she recorded the fifth-most wins (90) in school history, fourth-most shutouts (43) and fashioned the 25th-lowest ERA in NCAA Division 1 Softball History (0.66 ERA). Johnston made two appearances in the Women's College World Series, including her senior campaign when she pitched in every game of the WCWS for the Seminoles.

She and her husband, Chaz, currently reside in Laguna Niguel, CA and have two children, Chase and Amanda.





BRIAN SANDERS

VICE PRESIDENT,
BALLPARK OPERATIONS

The Angels proudly promoted Brian Sanders to Vice President, Ballpark Operations on July 16, 2021. In his current role, he oversees all aspects of guest-facing ballpark and employee services including, maintenance, electrical and mechanical operations, capital projects, staffing and scheduling, grounds keeping, guest services, security, parking, housekeeping operations and special events.

Sanders' promotion followed 13 years working in various roles throughout the organization. The Southern California native joined the Angels in 2007 as a Client Services Manager and, following two short years, was promoted to Director, Client Services. In 2012, his knowledge, passion and strategic vision for the stadium resulted in his role being expanded to Senior Director of Ballpark Operations, a title he held until his most recent promotion.

Prior to the Angels, Sanders spent parts of seven years working for the Disneyland Resort in different capacities, most notably as Guest Service Manager for Front of House Operations at the Grand Californian Hotel from 2006 to 2007.

A 2003 graduate of Chapman University with a degree in Business Administration, Sanders spent five seasons playing collegiate baseball for the Panthers. The three-time All-Region selection and Academic All-American still holds Chapman's Division III career records in home runs, RBI and assists. As team captain in 2003, he played an integral role in the university's 2003 Division III National Championship, its first baseball title since 1968. The shortstop went 4-for-6 with a run scored and two RBI in the championship game against Christopher Newport University. Sanders was inducted into the university's Athletic Hall of Fame in 2017.

Sanders and his wife Candice reside in Anaheim Hills with their daughter Brooke and son Austin.





PERRY MINASIAN

GENERAL MANAGER

Perry Minasian became the 13th General Manager in franchise history on Nov. 12, 2020 and is entering his fifth season with the Angels. In his current role, he oversees all aspects of the Club's baseball operations efforts.

Minasian, 44, joined the Angels after a three-year stint (2018-2020) with the Atlanta Braves and his impact on the Halos was immediate. Over his four-year tenure, Minasian's focus has been on fortifying the Major League roster with impact players like All-Star pitchers Carlos Estévez, Tyler Anderson, and Yusei Kikuchi and World Series MVP Jorge Soler, while also overseeing the

advancement of Angels farmhands Zach Neto, Ben Joyce, Reid Detmers, and Caden Dana.

With a background in player development, Minasian's drafts or acquisitions have produced numerous impact players on the Major League roster, including Logan O'Hoppe, Neto, Joyce, Chase Silseth and Nolan Schanuel who made his Major League debut in Aug. 2023, less than two months after being drafted. Additionally, Minasian and his staff have either drafted or acquired each of the Club's top 10 prospects according to MLB.com.

Before joining the Angels, Minasian held the title of Senior Vice President of Baseball Operations and Assistant General Manager over his final two seasons with Atlanta where he oversaw the day-to-day responsibilities of the Baseball Operations staff. His primary focus during that time surrounded contract negotiations, pro and international scouting and analytics. He was originally hired by Atlanta in September of 2017 as Director of Player Personnel before quickly being promoted.

Prior to his time with the Braves, Minasian spent nine seasons (2009-2017) with the Toronto Blue Jays, originally joining the organization as a Major League scout. He also served six seasons (2011-2016) as Director of Professional Scouting and was a Special Assistant to General Manager Ross Atkins in 2017.

Minasian was born in Chicago, IL and grew up in Arlington, TX. He attended the University of Texas-Arlington and has been around professional baseball since his childhood, when he was a batboy for the Texas Rangers from 1988-96. He then worked as a Rangers Clubhouse Attendant from 1997-2002 and transitioned into a scouting role in 2003. Minasian served as a staff assistant to Rangers manager Buck Showalter and the Major League coaching staff from 2003-06 before becoming a Major League advance scout during the 2007-08 seasons.

Perry and his wife, Michelle, have four children, Lola, Minka, Gemma and Cash. His father, Zack, worked in professional baseball for over 30 years, including 22 seasons as the Rangers Clubhouse Manager. His brother, Calvin, is the Director of Clubhouse for the Atlanta Braves and brother, Zack, is entering his first season as the San Francisco Giants' General Manager.

MINASIAN'S CAREER TIMELINE

| | | | |
|--------------|---|-------------|---|
| 2020- | Angels General Manager | 2017 | Blue Jays Special Assistant to GM |
| 2019-2020 | Braves Senior Vice President & Assistant General Manager | 2011-2016 | Blue Jays Director of Professional Scouting |
| 2018 | Braves Assistant General Manager | 2009-2010 | Blue Jays Pro Scout |
| 2018 | Braves Director of Player Personnel (promoted after two months) | 2007-2008 | Rangers Major League Advance Scout |
| | | 2003-2006 | Rangers Staff Assistant |
| | | 1997-2002 | Rangers Clubhouse Attendant |

ANGELS GENERAL MANAGERS

Perry Minasian

Billy Eppler

Bill Stoneman

Jerry Dipoto

Tony Reagins

Bill Stoneman

Bill Bavasi

Nov. 12, 2020 - Present

Oct. 4, 2015 - Sept. 27, 2020

July 1, 2015 - Oct. 4, 2015

Oct. 29, 2011 - July 1, 2015

Oct. 16, 2007 - Sept. 30, 2011

Nov. 1, 1999 - Oct. 16, 2007

Jan. 12, 1994 - Oct. 1, 1999

Whitey Herzog

Dan O'Brien

Mike Port

E.J. "Buzzie" Bavasi

Harry Dalton

Dick Walsh

Fred Haney

Sept. 18, 1993 - Jan. 11, 1994

May 1, 1991 - Sept. 17, 1993

Sept. 1, 1984 - Apr. 30, 1991

Oct. 24, 1977 - Sept. 1, 1984

Oct. 27, 1971 - Oct. 24, 1977

Oct. 1, 1968 - Oct. 27, 1971

Dec. 8, 1960 - Oct. 1, 1968



DAVID HAYNES

ASSISTANT GENERAL MANAGER,
BASEBALL OPERATIONS

David Haynes enters his first full season as the Angels Assistant General Manager after serving as Director, Player Procurement since joining the Angels in 2021.

Prior to his Angels tenure, Haynes worked for the Toronto Blue Jays for eight seasons, including his final three as Manager, Baseball Operations & Professional Scouting. In his role with the Blue Jays, he was responsible for working closely with the front office and professional scouting department to support the decision-making process for all player acquisitions and

Major League transactions. He started with Toronto as an intern in 2013 and was hired full-time as Coordinator, Professional Scouting in 2014.

Before being hired by the Blue Jays, he held internships with the Washington Nationals, Atlanta Braves and MLB Commissioner's Office. Haynes is a 2012 graduate of the University of Massachusetts Amherst with a degree in Sports Management.



JOEY PREBYNSKI

ASSISTANT GENERAL MANAGER,
PLAYER DEVELOPMENT

Joey Prebyski is in his fifth season with the Angels, and his first as Assistant General Manager. He previously worked as the Angels Director, Player Development, where he oversaw all aspects of the Club's player development system.

Prebyski joined the Angels after a two-year stint with the St. Louis Cardinals as Game Planning Coach. During his time with the Cardinals, he worked closely with the Cardinals Major League coaching staff in game day preparation & implementing processes aimed at creating synergy between

the baseball analytics group and field staff.

Prior to his work with the Cardinals, he spent three seasons as a professional scout for the Milwaukee Brewers (2016-18) and seven seasons with the Texas Rangers, where he wrote Major League Advance Scouting reports, served as instant replay consultant, and oversaw the use of video at the Major League level and in the Player Development system as well as within the Amateur, Pro, and International Scouting departments.

Prebyski previously served as Director of Baseball Operations at the University of Texas at Arlington, where he earned his undergraduate degree in Business Administration, a Masters in Communication, and an MBA. He completed the Harvard Business Analytics Program in March of 2022. A native of Mansfield, OH, he is actively involved with the Miracle League, Junior Achievement, & Big Brothers-Big Sisters organizations.



BILL STONEMAN

SENIOR ADVISOR
TO THE GENERAL MANAGER

On October 16, 2007, Bill Stoneman assumed the role of Senior Advisor following an eight-year stint as the Club's Vice President & General Manager.

Stoneman's tenure as Angels' Vice President & General Manager was the longest and most successful in club history. Under Stoneman's administration, the Angels captured a World Series championship in 2002, the franchise's first A.L. West crown in 18 years in 2004, the club's first-ever back-to-back titles (2004-05) and another division championship in 2007.

Some highlights during his tenure as General Manager include: the appointment of Mike Scioscia as Manager in 1999, the acquisition of Adam Kennedy via trade with St. Louis in 2000, the acquisition of Chone Figgins via trade in 2000 and the claiming of David Eckstein off waivers in 2000. Prior to the 2004 season, Stoneman and the Angels landed 2004 A.L. MVP Vladimir Guerrero and 2005 Cy Young Award winner Bartolo Colón.

As a player, Stoneman pitched for eight seasons in the Major Leagues, compiling a 54-85 record with 46 complete games, 15 shutouts, five saves and a 4.08 ERA in 245 games (170 starts). He began his professional career in 1966 and appeared in the Major Leagues with the Chicago Cubs (1967-68), Montreal (1969-73) and California (1974). Stoneman was selected to the 1972 National League All-Star team, and pitched two innings at the Midsummer Classic in Atlanta.

Stoneman was the 10th selection by Montreal from Chicago in the 1968 expansion draft. While with the Expos, he pitched two no-hitters: against the Philadelphia Phillies at Connie Mack Stadium, April 17, 1969, and the New York Mets at Jarry Park, Oct. 2, 1972. Stoneman had his contract sold to the Angels on April 4, 1974, and posted a 1-8 record and 6.14 ERA in 13 games (11 starts) before retiring as a player during that season.

Following his retirement from baseball in 1974, Stoneman joined Royal Trust, a Canadian financial institution, first working in Montreal and then in Toronto. He returned to baseball Nov. 14, 1983, joining the Expos as Assistant to the President. Stoneman was then appointed Vice President, Baseball Administration, Sept. 8, 1984.

A native of Oak Park, Ill., and raised in West Covina, Calif., Stoneman attended Mt. San Antonio Junior College in Walnut, Calif. He received a Bachelor of Science (Education) degree from the University of Idaho and a Master's degree in Physical Education from the University of Oklahoma. Stoneman was inducted into the University of Idaho Alumni Hall of Fame in Feb. 1998 and, along with his wife Diane, endowed a University scholarship for physical education majors in 2005.

Stoneman and his wife Diane reside in Orange, CA.





CHUCK FINLEY

SPECIAL ASSISTANT TO THE CLUB

Five-time All-Star and the Angels all-time leader in games started (379), wins (165), and innings pitched (2,675), Finley represents the Club in a variety of capacities, including involvement in community events and special instruction of players.

Finley's professional career began as a first round (fourth overall) draft pick by the Angels in 1985, and he spent his first 14 Major League seasons with the Halos following his debut in 1986. With the Angels, Finley amassed a 165-140 record and 3.72 ERA (2675.0 IP - 1107 ER) with 2,151 strikeouts, as well as four of his five All-Star appearances (1989, 1990, 1995, 1996). He led MLB with 13 complete games in 1993, and finished first in the American League the following season with 25 games started and 183.1 innings pitched. He also pitched at least 200 innings in nine of his 17 MLB seasons, and reached the 190-inning mark 12 times. Finley retired in 2002 as the Angels franchise leader in WAR (57.9), and remains the highest ranking pitcher by the metric in team history. At the time of his retirement, Finley was one of only 25 pitchers in Major League history to record over 2,500 strikeouts. He also remains the only pitcher to strike out four batters in a single inning multiple times, a feat which he accomplished on three separate occasions.

Finley was inducted into the Angels Hall of Fame on Aug. 27, 2009. He was also inducted into the Louisiana Sports Hall of Fame in 2006, and had his #31 jersey retired by his alma mater, University of Louisiana at Monroe, in 2007.

Chuck has three daughters, and resides in Newport Beach, CA.



ALBERT PUJOLS

SPECIAL ASSISTANT TO THE CLUB

Three-time MVP (2005; 2008-09), 11-time All-Star, two-time World Series Champion and member of the 700-Home Run Club, Albert Pujols enters his third year as a Special Assistant to the Club following a 22-year Major League career. In his current position, he assists the Club in a variety of roles including special instruction for both the Major League and minor league clubs.

Pujols finished his Hall of Fame career after the 2022 season, amassing a .296 average, 3,384 hits, 2,218 RBI, 703 home runs and 1,914 runs scored. On Sept. 23, 2022 at Dodger Stadium, Pujols connected for his 699th and 700th home runs, joining Barry Bonds, Hank Aaron and Babe Ruth as the only players in baseball history to hit 700 homers. After making his big league debut in 2001, Pujols quickly etched his name as one of the greatest players to ever play America's Pastime. He finished his career ranked in the Top 10 in several categories on baseball's all-time lists, including hits (9th), doubles (5th), home runs (4th), RBI (2nd), games played (5th), average (10th, min. 12,000 PA) and slugging (6th, min. 12,000 PA). At different points throughout his hall of fame career, he led the Majors in hits, home runs (twice), doubles, RBI and runs scored (five times). The former first baseman is one of five N.L. players all-time to win an MVP award three-or-more times (also Barry Bonds, Mike Schmidt, Roy Campanella and Stan Musial). Additionally, Pujols finished in top five in the MVP voting in each of his first six seasons (finished second on four occasions).

The 2001 Rookie of the Year and six-time Silver Slugger joined the Angels organization as a player prior to the 2012 season. He would go on to reach several of baseball's greatest milestones in a Halo uniform, including his 500th (April 22, 2014) and 600th (June 23, 2017) career home runs and the prestigious 3,000-hit club (May 4, 2018). On Aug. 10, 2018, he tallied his 1,000th career hit with the Angels and became the ninth player ever to amass 1,000 hits in both the A.L. and N.L. At the time of his retirement, Pujols ranked in the Angels franchise's Top 10 in hits (9th), doubles (9th), home runs (4th), RBI (5th), slugging (10th), runs scored (10th) and games (9th).

Following his career with the Angels, Pujols finished the 2021 campaign as a member of the Dodgers before returning to St. Louis in 2022 for his 22nd and final season. In 2025, he guided the Leones Del Escogido to Dominican Winter League and Caribbean Series Championships as the team's manager.



CLYDE WRIGHT

SPECIAL ASSISTANT TO THE CLUB

Angels All-Star and 10-year Major League pitcher Clyde Wright continues his work with the team as a Special Assistant to the Club.

Wright began his Major League career in 1966 as the first player drafted by the Los Angeles Angels to make his MLB debut. He spent the next eight seasons anchoring the Angels rotation and bullpen, and became the second 20-game winner in franchise history in 1970. His crowning achievement came on July 3, 1970, when he threw the first no-hitter in Angels history in a 4-0 win against the Oakland Athletics at Anaheim Stadium. That year, Wright was also named an American League All-Star, and earned the American League Comeback Player of the Year award. Wright finished the season with 22 wins, which remains a franchise record for a left-handed pitcher and is tied for the most wins by an Angels pitcher in a single season.

Following his Angels tenure, Wright went on to pitch for the Milwaukee Brewers (1974) and Texas Rangers (1975). He finished his Major League career with exactly 100 wins and a 3.50 ERA (1728.2 IP - 672 ER) with 667 strikeouts. He reached at least 200 innings pitched in five consecutive seasons from 1970-1974, and eclipsed 250 innings four times.

In 1976, Wright signed with the Yomiuri Giants of Japan's Nippon Professional Baseball league. Wright pitched for three seasons in Japan, and compiled a 22-18 record and 3.97 ERA (340.0 IP - 150 ER) in 59 games (53 starts). In 1976, Wright's team made it to the NPB Japan Series, and Wright won Game 5 after pitching 7.2 innings and allowing three runs, while hitting a home run at the plate.

After his playing career, Wright returned to California and began working as an assistant to the Angels, with his contributions including community outreach, charity events, and more. Wright also founded the Clyde Wright Pitching School, where he gave lessons to a number of young pitchers over his four decades of instruction, including future Major League pitchers Kyle Hendricks and his son, Jaret Wright. Jaret went on to have an 11-year MLB career with Cleveland, San Diego, Atlanta, New York (A.L.), and Baltimore from 1997-2007.

Wright currently resides in Orange County, where he enjoys gardening and spending time with his grandchildren.



CHRIS CARPENTER

SPECIAL ASSISTANT TO THE GENERAL MANAGER

Chris Carpenter enters his fifth season working for the Angels in 2025. Prior to joining the Angels, he was a Special Assistant to the General Manager for St. Louis.

In his Major League career, Carpenter pitched 15 seasons with Toronto (1997-2002) and St. Louis (2004-2012) with a career 144-94 (.605) record. He was a two-time World Series champion (2006, 2011) and was selected to the All-Star Game three times (2005, 2006, 2010). Carpenter was named the National League Cy Young Award winner in 2005 after going 21-5 with a 2.83 ERA (241.2 IP - 76 ER) and 213 strikeouts, and led MLB with seven complete games. His other accolades include being named the N.L. Comeback Player of the Year (2009), N.L. ERA leader (2009), Player's Choice Award (2004), The Sporting News Comeback Player of the Year Award (2004) and St. Louis BBWAA Comeback Player Award (2004) after not playing in the Majors in 2003 due to shoulder surgery.

Has 144 career wins and 95 wins with St. Louis, which rank tied for 19th among all-time Cardinals. Carpenter also ranks fourth in Cardinals franchise history with 1,085 strikeouts (1,697 career total), and his .683 winning percentage ranks fifth all-time among St. Louis pitchers with a minimum of 100 games started. His 10-4 postseason record in 18 career starts tops all Cardinals pitchers in postseason action, and his 10 postseason wins are tied for ninth all-time among MLB pitchers.



EDDIE GUARDADO

**SPECIAL ASSISTANT TO THE
GENERAL MANAGER**

Guardado enters his third season with the Angels, after previously serving as the Bullpen Coach for the Twins for four seasons (2015-18)

Guardado is a veteran of 17 Major League seasons spread between Minnesota (1993-2003, 2008), Seattle (2004-06), Cincinnati (2006-07) and Texas (2008-09), earning the nickname “Everyday Eddie” for pitching in 908 games during that span. He was inducted into Twins Hall of Fame in 2013, and named one of “50 Great Twins” in 2019.

During his 12 seasons with the Twins (1993-2003, 2008) he went 37-48 with 4.35 ERA (704.2 IP - 355 ER) in 648 career games, the most since the franchise moved to Minnesota and 24th-most by a pitcher all-time. Guardado also ranks fourth on the Twins all-time list in saves (116). He made two All-Star teams in his career, and represented the American League in 2002 and 2003.



TORII HUNTER

**SPECIAL ASSISTANT TO THE
GENERAL MANAGER**

Torii Hunter enters his second season back with the Angels following a stint as Special Assistant, Baseball Operations with the Minnesota Twins from 2016-2023.

Hunter joined the Twins front office following a 19-year Major League career, with 12 seasons spent in Minnesota (1997-2007, 2015). While with the Twins, Hunter played in 1373 games and tallied 739 runs scored, 1343 hits, 281 doubles, 26 triples, 214 home runs, and 792 RBI. He was also named to the American League All-Star team in 2002 and 2007, and won seven consecutive Gold Glove Awards in the outfield (2001-07).

Hunter joined the Angels in 2008, and won two more Gold Glove Awards in 2008 and 2009. He was also named to consecutive A.L. All-Star teams in 2009-2010 and took home a Silver Slugger Award in the outfield in 2009. While with the Angels, Hunter produced some of the finest years of his playing career, compiling 20.7 of his 50.7 career WAR during his five seasons in Anaheim.

Hunter earned one more All-Star nod and Silver Slugger Award with Detroit in 2013, and retired with Minnesota following the 2015 season. At the time of his retirement, Hunter ranked fifth in Twins franchise history in home runs, sixth in RBI and extra-base hits (521), and seventh in games, hits, doubles, runs and total bases (2,318) since the team moved to Minnesota. He was inducted into the Twins Hall of Fame in 2016.



KURT SUZUKI

**SPECIAL ASSISTANT TO THE
GENERAL MANAGER**

16-year Major League veteran Kurt Suzuki joined the Angels front office prior to the 2023 season as a Special Assistant to the General Manager. In his current position, Suzuki assists GM Perry Minasian in all areas of baseball operations.

The Wailuku, HI native moved from the clubhouse to the front office after playing his final Major League season in 2022 as a member of the Angels. A second round draft pick by the A's in 2004, Suzuki tallied a .255 career average with 295 doubles, 143 home runs and 730 RBI in 1,635 big league games. From his first full season in 2008 to his final in 2022, he ranked second in MLB in hits (1,314) as a catcher, fourth in runs (544), second in doubles (266), ninth in home runs (131) and third in RBI (654). In that span, he was tabbed as an American League All-Star in 2014 and was a member of the 2019 World Series champion Washington Nationals.

A product of Cal State Fullerton (six miles from Angel Stadium), Suzuki helped lead the Titans to a College World Series title in 2004, the fourth in CSUF history. The backstop would also win the Johnny Bench Award as the nation's top collegiate catcher.

Kurt and his wife, Renee, have a daughter Malia, and two sons, Kai and Elijah and reside Redondo Beach, CA.



MICHAEL LORD

SENIOR DIRECTOR,
RESEARCH AND DEVELOPMENT

Michael Lord begins his fifth season with the Angels as Senior Director, Research and Development. Lord joined the Angels staff after working for the Atlanta Braves from 2018-20.

With the Braves, Lord worked as a Research and Development Coordinator after joining Atlanta as an Analyst in 2018. Prior to his time with the Braves, Lord started his front office career as a Baseball Analytics Intern with the Miami Marlins in 2016 and later served as a Baseball Operations Analyst for the Marlins during the 2017 season.

A native of Ashburn, VA, Lord is a 2016 graduate of the University of Virginia.



BRIAN PARKER

SENIOR DIRECTOR,
INTERNATIONAL SCOUTING

Brian Parker enters his fifth season with the Angels as Senior Director, International Scouting and brings over 20 years of baseball operations experience in scouting & front office positions. He joined the organization following four years with the Los Angeles Dodgers as an International Crosschecker.

Prior to his time with the Dodgers, Parker worked for the Toronto Blue Jays from 2009-16, including the final four-and-a-half years as Director, Amateur Scouting after serving three years as a Pro Scout and Pro Crosschecker. He joined Toronto after working seven years (2003-09) for the Washington Nationals/Montreal Expos organization as Director, Baseball Operations and Assistant Director, Scouting. In those roles, he assisted the GM in all baseball operations matters including player personnel moves, Major League roster management, MLB rules, contract negotiations and arbitration. He also spent one year in minor league operations with the Expos.

A graduate of Indiana State University, Parker began his Major League career in baseball operations with the Colorado Rockies. Brian and his wife Bree reside in Tampa, Florida with their twin daughters, Emma and Alex.



AMANDA KROPP

DIRECTOR,
BASEBALL ADMINISTRATION

Amanda Kropp is in her fourth season with the Angels organization and 19th season overall in Major League Baseball. She was promoted to Director, Baseball Administration in November 2023 after serving as Sr. Coordinator, Baseball Administration for two seasons. Prior to the Angels, Kropp spent 15 seasons (2003-2017) with the Milwaukee Brewers working in Amateur Scouting, handling day-to-day administration, such as compiling paperwork on Rule 4 Draft eligible prospects, organizing meetings, handling newly drafted player contracts and overseeing budgets and expenses.

Prior to working in baseball, she spent one season working as the Media Relations Assistant for women's volleyball and softball at the University of Texas. Kropp is a graduate of Arizona State University with a B.A. in Journalism/Public Relations and earned her master's degree in Sports Management from Southern Illinois-Edwardsville.

Kropp currently resides in Germantown, WI with her husband, Brad, and three children.



JOHN PRATT

**DIRECTOR,
ADVANCE SCOUTING**

Pratt, 38, begins his fourth season with the Angels as the Club's Director of Advance Scouting. The New Hampshire native joined the Angels in 2022 following 10 years with the Los Angeles Dodgers.

Over the 2020 and 2021 seasons, Pratt served as the Dodgers Game-Planning Strategist and Professional Scout, a role that saw him immersed in advanced scouting of opposing pitchers. From 2012-18, Pratt held three different positions within the Dodgers Video Operations: Manager, Video Operations (2019), Major League Video Replay Coordinator (2014-18) and Major League Video Coordinator (2012-13). Pratt joined the Dodger Organization in 2011 when he worked in Minor League Video Operations for the Club's Triple-A affiliate in Albuquerque, NM. A 2008 graduate from Emerson College, Pratt's first stint in professional baseball came during the 2009 season when he worked for Major League Baseball as a Pitch f/x Operator.



TIM MCILVAINE

DIRECTOR, AMATEUR SCOUTING

Tim McIlvaine, 43, joined the Angels before the 2022 season as Director of Amateur Scouting following a 16-year career with the Milwaukee Brewers. Since taking over the Club's amateur scouting efforts, both of McIlvaine's top draft choices have already made their Major League debut (Zach Neto and Nolan Schanuel).

McIlvaine spent the previous five seasons (2017-21) as Milwaukee's Assistant Director - Domestic Scouting. He previously spent three years (2014-16) as a supervisor of scouting following an eight-year run as a Brewers area scout in Central Florida (2008-13) and the Mid-Atlantic Region (2006-07).

A 2003 graduate from Spring Hill College, McIlvaine played professionally in 2004 with the Minnesota Twins Gulf Coast League affiliate. After the season, he returned to his alma mater as a graduate assistant in 2005 before joining the Brewers organization.

McIlvaine is the son of Joe McIlvaine who was the general manager of the New York Mets (1993-97) and San Diego Padres (1990-93) and a former Angels scout. Tim and his wife, Janine, live in Nashville, Tennessee with their two daughters.



DEREK WATSON

DIRECTOR, PRO SCOUTING

Derek Watson joined the Angels as Director of Pro Scouting prior to the 2022 season, bringing with him 13 years of experience in Major League Baseball front offices.

Watson spent the previous two seasons (2020-21) as a pro scout for the San Francisco Giants. Prior to his stint in the Bay, he spent nearly 11 years working with the Milwaukee Brewers, most notably as Crosschecker, Pro/Amateur/International Scouting (2018-19) where he evaluated players of all levels. Prior to his promotion, Watson served as a pro scout for eight seasons (2010-2017) with Milwaukee. A Wisconsin native, Watson broke into baseball with the Brewers as a baseball ops intern in 2009.

A high school All-State quarterback, Watson played collegiate football at Northern Illinois University for two seasons (2005-06) before finishing his bachelor's degree at the University of Wisconsin-Milwaukee.



MIKE FROSTAD

**DIRECTOR SPORTS PERFORMANCE
& HEAD ATHLETIC TRAINER**

Mike Frostad, 52, is in his fourth season with the Los Angeles Angels as the Director of Sports Medicine and Head Athletic Trainer. 2025 marks his 14th Major League season and 30th overall in professional baseball.

Prior to joining the Angels, Frostad spent four seasons (2018-21) as the assistant athletic trainer with the Atlanta Braves and 22 seasons (1996-17) with the Toronto Blue Jays (six as the Major League assistant athletic trainer).

A Calgary native, Mike earned his undergraduate degree from the University of Calgary and is certified by the NATA in the U.S. and the CATA in Canada. He started his baseball career in 1996 with the St. Catharines Stompers (Short A) and made stops along the way in Medicine Hat Alberta, Hagerstown Maryland, and Dunedin Florida. Mike was named to the position of Minor League Medical Coordinator in 2005, a position he held until the 2010 season when he was appointed to Toronto as the Assistant Athletic Trainer. He returned to the role of Medical Coordinator in 2011 and 2012 before returning to Toronto. In 2004 and 2005 he won the Athletic Trainer of the Year Award for the Florida State League. In 2005 he was also the recipient of the Minor League Athletic Trainer of the Year Award. Mike was a member of the 2021 MLB Athletic Training Staff of the Year in Atlanta that also won the World Series.

During the offseason, Mike resides in Redcliff, Alberta with his wife, Candice.



MATT BIANCUZZO

**ASSISTANT CERTIFIED
ATHLETIC TRAINER**

Matt Biancuzzo, embarks on his fourth season with the Angels Organization as Assistant Athletic Trainer following four years (2018-21) in the same role with the Minnesota Twins.

A 14-year veteran in athletic training, Biancuzzo's resume includes a 10-year stint (2010-20) working in various athletic training capacities for Cirque du Soleil, an assistant athletic trainer for Georgia Southern University (2008-10) and a graduate assistant athletic trainer for Florida State University (2006-08).

The Las Vegas, NV resident received his Bachelor's degree in Health Science: Athletic Training from the University of Central Florida before completing his Masters of Science at Florida State University.



KENJI ITO

**ASSISTANT CERTIFIED
ATHLETIC TRAINER**

Kenji Ito joins the Angels in 2025 as an Assistant Athletic Trainer after spending three seasons with Houston and Toronto as Performance Coach and two seasons with the Seattle Mariners as a Physical Trainer. Ito is certified in both acupuncture treatment and massage therapy from Japan.



ERIC MUNSON

ASSISTANT CERTIFIED
ATHLETIC TRAINER

Eric Munson, 45, joined the Angels Major League Athletic Training Staff in 2017 as an Assistant Athletic Trainer. He spent seven seasons with the Angels affiliates and served as the Minor League Rehabilitation Coordinator for five years prior to joining the big league club.

Munson served as the head athletic trainer in Double-A Arkansas (2008-10), Single-A Rancho Cucamonga (2007), Single-A Cedar Rapids (2005-06, 2011) and has served as the Angels Minor League Rehab Coordinator based in Tempe (2012-16). Prior to joining the Angels organization, he worked as the Head Athletic Trainer and Strength & Conditioning Coach for the Cedar Rapids Roughriders for the 2004-05 season as part of the United States Hockey League.

A native of Kenmare, ND, Munson, received his Bachelor of Science degree in Athletic Training from North Dakota State University in 2004. Eric, his wife, Leslie, and daughter, Nora, reside in Arizona.



RICK SMITH

ATHLETIC TRAINING
SERVICES COORDINATOR

Rick Smith begins his 50th season with the organization and 48th at the big league level. Smith enters his ninth campaign in his current role after 39 years as an Angels Certified Athletic Trainer. Smith

previously served as the Head Athletic Trainer for the El Paso Diablos, an Angels Double-A affiliate, before moving to the Major Leagues in 1978.

On August 3, 2002, Smith was honored in a pregame ceremony for his 25 years of service with the Angels. He has served as an American League Athletic Trainer for the All-Star Games in 1984, 1989 and 1997. Smith was also an integral part of the group honored with the Major League Athletic Training Staff of the Year Award for the 1998 season. The award is voted on by the Professional Baseball Athletic Trainers Society (PBATS).

The El Paso, TX native was inducted into the El Paso Baseball Hall of Fame on November 6, 2007 as part of the 20-year anniversary of the Hall of Fame. Former Angels Larry "Moose" Stubing, Ken Schrom and Jack Harris are also members of the El Paso Hall of Fame.

Smith began his career as a Student Athletic Trainer for the University of Texas-El Paso athletic teams from 1971 until graduating in 1975. He is a member of the Professional Baseball Athletic Trainers Society (PBATS), National Athletic Trainers' Association (NATA) and the California and Texas State Trainers Associations.

Smith, 71, attended Eastwood High School in El Paso, TX and graduated from the University of Texas at El Paso in 1975. He has two children, daughter Michelle and son Karcher and the family welcomed grandson, Rocco, in 2017. He and his wife, Janell, reside in Santa Ana, CA.

RICK SMITH BY THE NUMBERS

Some interesting figures during Rick Smith's tenure with the Angels...

800+ - Number of Angels players

18 - Number of Angels managers

80+ - Number of Angels coaches

Smith has worked approx. 7,500 games in his career (includes spring training, regular season and playoffs)



MARC OCEGUERA

HEAD PHYSICAL THERAPIST

Marc Ocegüera, 52, begins his fourth season as the Club's Head Physical Therapist, returning to baseball after spending the previous five years in the private sector.

Ocegüera, a board certified physical therapist in sports and orthopedics and a certified strength and conditioning specialist, spent three years working as a Sports Rehab Coordinator with Oshner Health System in New Orleans. In addition to his role with Oshner, he also spent five years working as a Physical Therapist at EXOS (2017-21).

Ocegüera is in his third stint in Major League Baseball. From 2014-16, the California native was a minor league physical therapist for the Atlanta Braves. Prior to joining Atlanta, he spent three years (2011-13) as a physical therapist with the 7th Special Forces Group, United States Army. Ocegüera broke into Major League Baseball with the Pittsburgh Pirates (2006-08) as a rehabilitation coordinator which came on the heels of working as a physical therapist for Cirque du Soleil.



ROBBIE WILLIAMS

**ASSISTANT
PHYSICAL THERAPIST**

Robbie Williams joined the Angels in 2022 as the Club's assistant physical therapist. He returned to Major League Baseball after working for HSS Florida in West Palm Beach, FL.

Williams previously spent three seasons (2017-19) working in baseball as a physical therapist for the Detroit Tigers. Prior to his time in Detroit, he worked for Michigan Medicine in Ann Arbor, MI from June 2016 to January 2017. During 2015 and 2016, he completed a physical therapy fellowship at the American Sports Medicine Institute (ASMI) and Champion Sports Medicine in Birmingham, AL.

which came on the heels of a year and half run with Orthopaedic Rehab Specialists in Holt, MI.

Williams received his bachelor's degree in health fitness in preventative and rehabilitative programs and a Doctorate of Physical Therapy from Central Michigan University. Robbie holds a position of fixed term faculty at his alma mater, where he teaches to the physical therapy program on injuries to the overhead athlete.



DYLAN CINTULA

**HEAD STRENGTH &
CONDITIONING COACH**

Dylan Cintula embarks on his seventh season in the Angels Organization and second as Head Strength and Conditioning Coach.

Cintula joined the Angels Major League staff after spending the previous two years (2022-23) as the organization's Minor League Strength and Conditioning Coordinator. He originally joined the Angels in 2018 as Double-A Mobile's Strength and Conditioning Coach before serving as the minor league's Return to Performance Strength and Conditioning Coordinator in 2019 and 2020. Cintula departed the Angels organization briefly in 2021

where he spent one season as the Performance Coach for the Mets Double-A affiliate in Binghamton, NY. He would return to the Angels the following season.

Prior to his entrance into professional baseball, Cintula worked in various strength and conditioning capacities in college sports, including with Eastern Michigan University, University of Louisiana Lafayette, University of Michigan and University of Toledo. He holds a Master's Degree in Exercise Science from the University of Toledo, is a Certified Strength and Conditioning Specialist (CSCS), CSCCA certified as a Strength and Conditioning Coach Certified (SCCC) and a Level 1 Olympic Sports Performance Coach through the United States Weightlifting Association.

A 2014 graduate of the University of Findlay, Cintula received his bachelor's degree in Education while playing four years on the school's baseball team.



BOB ALEJO

ASSISTANT STRENGTH & CONDITIONING COACH

Bob Alejo joined the Angels staff in 2024 as Assistant Strength and Conditioning Coach, bringing more than 40 years of athletic performance training experience at the collegiate, professional and Olympic levels.

Alejo returned to MLB after spending the previous 12 years working in various training capacities, including Senior Associate Athletic Director for Performance and Student-Athlete Welfare at Cal State University Northridge (2019-22) and Assistant AD/Director of Strength and Conditioning at NC State (2011-17), a role in which he oversaw the strength and conditioning for the

entire athletic department, including the men's basketball team's four NCAA tournament trips and two Sweet Sixteen appearances.

Alejo also has extensive experience in Major League Baseball. He had two stints (2009-11 & 1993-01) with the Oakland A's as Director of Strength and Conditioning in which he was responsible for all aspects of the organization's year-round physical preparation at both the Major and minor league levels.

Prior to joining the A's, Alejo was the Assistant, Associate Head and Head Administrator/Strength and Conditioning at UCLA (1984-93), working with 23 men's and women's teams. During that time, the Bruins tallied 22 national championships and produced more than 100 All-Americans. From 1983-84, he was the Head Strength and Conditioning Coach for Cal State University Chico's Football program.

Other notable highlights from Alejo's career include serving as the strength and conditioning coach for the men's beach volleyball U.S. Olympic Team in the 2008 Beijing and 2012 London Olympics, which included a Gold Medal in 2008.



YOICHI TERADA

MASSAGE THERAPIST


Yoichi (yo-EACH-ee) Terada (ter-AH-duh) is in his 15th season with the Halos. In his role, Terada works daily with players and staff using touch to manipulate the soft tissues of the body. In 2016, Terada was selected to work on the A.L. training staff for the All-Star Game at Petco Park in San Diego.

With massage therapy, he relieves pain, assists in rehabilitation of injuries, improves circulation and aids in the general wellness of players. Additionally, he has assisted with English translation during Japanese media interviews

with the Angels.

Terada joined the Club in 2011 as a Japanese interpreter/personal massage therapist for pitcher Hisanori Takahashi. In 2013, he was named as the team's massage therapist.

Born and raised in Shizuoka, Japan, Terada graduated from Fresno State University with a degree in sports medicine. Yoichi and wife, Maki, have three children and reside in Fountain Valley.





BECCI ROEHL

REGISTERED DIETITIAN

2025 represents Becci Roehl 12th season as the Club's Registered Dietitian. In her current role, Roehl educates Angels players on performance fueling, recovery nutrition and supplementation.

In addition to her role with the Angels, Roehl also serves as the team dietitian to the Los Angeles Lakers and previously worked as the Director of Sports Nutrition at UCLA and USC, and as the Team Sports Dietitian for the Anaheim Ducks and the Los Angeles Sparks.

Roehl is a founding Board Member of the Collegiate and Professional Sports Dietitians Association and currently serves on the Professional Baseball Dietitian Society Leadership Committee. Roehl played volleyball at Pepperdine University and received a Bachelor of Science in Kinesiology while minoring in athletic training. She would go on to graduate school at Cal Poly Pomona and earning her RD.

She currently resides in Redondo Beach with her three children, Piper, Tobl and Tucker.



BRIAN SCHULZ, M.D.

HEAD TEAM
ORTHOPEDIC PHYSICIAN

Brian Schulz, M.D. is an orthopedic surgeon out of the Kerlan-Jobe Orthopaedic Clinic specializing in ligament, meniscus, and cartilage injuries of the knee, shoulder instability and labral tears, rotator cuff injuries, Tommy John surgery, and advanced arthroscopic and open surgical techniques for sports-related injuries of the shoulder, elbow, hip and knee.

Dr. Schulz began his studies at the University of Kentucky and earned a Bachelor of Science degree in biology, before going on to medical school at the University of Louisville School of Medicine in Louisville, KY. He completed

his residency at Columbia University Medical Center/New York-Presbyterian Hospital, where he was Administrative Chief Resident. Dr. Schulz went on to train as a Kerlan-Jobe Sports Medicine Fellow and is an active researcher, publishing multiple papers and book chapters.

He is a member of the Major League Baseball Team Physicians Association, National Hockey League Team Physician Society American Academy of Orthopedic Surgeons (AAOS), American Orthopedic Society for Sports Medicine (AOSSM), Arthroscopy Association of North America (AANA), and the American Orthopedic Association (AOA) Emerging Leaders Program.

2025 marks the ninth season with the Angels for Dr. Schulz. He also serves as the Head Orthopaedic Surgeon for the Anaheim Ducks and has been a consultant for a variety of professional, collegiate and high school athletic teams, including the Los Angeles Dodgers, Los Angeles Kings, Los Angeles Lakers, Los Angeles Sparks, Los Angeles KISS, West Los Angeles College and Fullerton College.





CRAIG MILHOUSE, M.D.

TEAM PHYSICIAN

2025 represents the 31st season as the Angels Team Physician for Dr. Craig Milhouse. Dr. Milhouse's current professional duties also include his private practice in internal and athletic medicine in Orange, CA and as a medical consultant/physician for the Fullerton Junior College Athletic Department. He previously worked for 10 years at the Kerlan-Jobe Orthopedic Clinic in Anaheim, CA.

A native of Detroit, MI, Dr. Milhouse received his Bachelor of Science degree from the University of Michigan in 1976 and medical degree from Wayne State University School of Medicine in 1980. He completed his medicine/surgery internship at St. John's Hospital in Detroit (1980-81) and his internal medicine residency at Huntington Memorial Hospital in Pasadena, CA (1981-84). Dr. Milhouse served his sports medicine fellowship at the Kerlan-Jobe Orthopedic Clinic in Inglewood, CA (1990-91) and received his board certification in internal medicine in 1984.

Dr. Milhouse has worked as a team physician/medical consultant for several local sports organizations, including the Anaheim Ducks & Honda Center (1993-2015), Los Angeles Rams (1993-95), University of Southern California (1988-93), Occidental College (1992-93), Anaheim Bullfrogs, Anaheim Piranhas and Anaheim Splash. In 2003, Dr. Milhouse served as the Medical Director for the World Gymnastics Championships and was a voluntary member of the Tournament of Roses for over 25 years.

He and wife, Pamela, have two sons, Jonathan and Alex. In 2016, they became grandparents with the birth of grandson, Jaxon Ryan.



JOHN ITAMURA, M.D.

TEAM
ORTHOPEDIC SURGEON

John Itamura, M.D., is a Board Certified Orthopedic Surgeon at the Kerlan Jobe Institute/Cedars Sinai Medical Center at The White Memorial Medical Center. He specializes in open and arthroscopic reconstruction of the shoulder for shoulder instability and the rotator cuff, disorders of the sternoclavicular and acromioclavicular joints, pathology of the biceps, primary and revision arthroplasty of the shoulder and elbow and the treatment of complex periarticular fractures of the shoulder and elbow.

Dr. Itamura is a native of Los Angeles and earned his Bachelor of Science from the University of Southern California in 1985. He graduated from the University of Southern California School of Medicine in 1989. He completed his Residency in Orthopaedic Surgery in 1989 at the University of Southern California. In 1995, he completed a Fellowship in Shoulder and Elbow Surgery at the WB Carrell Clinic in Dallas, Texas and was full-time faculty on the Upper Extremity Trauma and Sports Services at Keck School of Medicine at the University of Southern California. In the fall of 1997, he took a sabbatical in Upper Extremity Reconstruction at the Massachusetts General Hospital. He was an active member of the Sports and Hand and Upper Extremity Fellowship Program. In 2011, Dr. Itamura joined the Kerlan Jobe Institute. He is the Director of the Shoulder and Elbow Fellowship, and an active member of the Sports Fellowship faculty. He is an active researcher and has published numerous peer and non-peer reviewed papers and book chapters. He regularly lectures locally, regionally, nationally and internationally, and serves as a peer reviewer for numerous Orthopedic journals and serves as a professor of orthopaedic surgery at Cedars Sinai Medical Center.

He is a member of the American Academy of Orthopedic Surgeons (AAOS), The Wilson Bost Society, and the American Shoulder and Elbow Surgeons (ASES). He has also served a number of professional, collegiate and high school athletic teams, including the Los Angeles Dodgers, University of Southern California and California State University, Los Angeles.

**STEVE YOON, M.D.****TEAM ORTHOPEDIC
PHYSICIAN**

Steve Yoon, M.D. joined the Angels in 2017 as a Team Physician. He specializes in advanced non-surgical sports medicine and biologic treatments for sports injuries and degenerative joint disease. He also specializes in the use of image-guided and minimally invasive techniques for many orthopedic conditions.

Dr. Yoon is a consultant to many athletes throughout the NBA, MLB, NFL and NHL in addition to other organizations including the United States Tennis Association (USTA), PGA and LPGA tour, and Team USA for both the Summer and Winter Olympics. He is also a consultant with several local teams including the Los Angeles Lakers, Los Angeles Rams, Los Angeles Dodgers, Los Angeles Kings, Anaheim Ducks, Los Angeles Sparks and the Loyola Marymount University Athletic Department. He is currently the Head Team Physician for the LA Clippers NBA team.

Upon earning his medical doctorate within his home state at the University of Alabama, Dr. Yoon completed his residency at the NYU Medical Center and Hospital for Joint Disease, where he was named Chief Resident. He followed his residency with a subspecialty fellowship and board certification in Pain Medicine at the UCLA Medical Center.

Dr. Yoon is a member of the Major League Baseball Team Physicians Association (MLBTPA), the National Basketball Association Physicians Association (NBAPA), American Orthopedic Society for Sports Medicine (AOSSM) and American Academy of Physical Medicine and Rehabilitation (AAPMR).

**CARLOS UQUILLAS, M.D.****TEAM ORTHOPEDIC
PHYSICIAN**

Carlos Uquillas, M.D. joined the Angels in 2020, and is an orthopedic surgeon out of the Kerlan-Jobe Clinic specializing in Adult and Pediatric Sports Medicine. He specializes in injuries of the knee, shoulder and elbow, joint preservation surgery and fracture care. He uses advanced arthroscopic and open surgical techniques for sports-related injuries of the shoulder, elbow, hip and knee. He is an expert among his peers in musculoskeletal injuries in children as it relates to the knee, hip, elbow and shoulder as well as the surgical and nonsurgical treatment options for these conditions. Dr. Uquillas

has previously served as team physician and consultant for the Los Angeles Dodgers and Los Angeles Kings.

Dr. Uquillas is a regular contributor to medical research and education, having authored multiple publications, book chapters and lectures. He is a member of the American Academy of Orthopedic Surgeons, American Orthopedic Society for Sports Medicine, Pediatric Research in Sports Medicine Society and the Arthroscopy Associations of North America. He currently teaches residents and fellows on best practices within Sports Medicine.

After graduating Magna Cum Laude and receiving his undergraduate degree in Biochemistry and Molecular Biology from the University of Maryland-Baltimore County, Dr. Uquillas earned his medical degree from Stanford University School of Medicine. He completed a residency in Orthopedic Surgery at New York University Langone Medical Center and Hospital for Joint Diseases, where he received the Eleanor Kauffman Award for Research in Pediatric Orthopedic Surgery. He then completed two fellowships, one in Sports Medicine through the Kerlan Jobe Orthopedic Clinic and another in Pediatric Orthopedic Surgery through the Children's Hospital in Los Angeles.



GUY GALLAGHER

DIRECTOR, EQUIPMENT & CLUBHOUSE OPERATIONS

2025 represents Guy Gallagher's fifth year as the Angels Director, Equipment and Clubhouse Operations. Gallagher joined the Halos in 2021 after spending the previous 23 seasons as the Tampa Bay Rays Visiting Clubhouse Manager. He originally joined the Tampa Bay organization in 1996 as a minor league equipment and clubhouse manager.

Gallagher has also served on the clubhouse staffs at eight All-Star Games and for the MLB Japan All-Star Series. He is a three-time winner of the Pete Sheehy Clubhouse Award, given annually to the top home and visiting clubhouse manager, as voted by the MLB Clubhouse Managers Association, earning Visiting Clubhouse Manager of the Year in 2017 and Home Clubhouse Manager of the Year in 2020 & 2021. Before joining the Rays, he spent 12 years with the Florida State University baseball program as a student assistant and equipment and clubhouse manager.

Gallagher is a native of St. James, NY and is married to his wife, Michelle.



BRETT CRANE

VISITING CLUBHOUSE MANAGER

Brett Crane enters his 25th season in the Angels organization and sixth as Visiting Clubhouse Manager where he oversees clubhouse accommodations for opponents at Angel Stadium.

Prior to his promotion in 2020, Crane spent the previous seven seasons (2013-19) as the Club's Manager of Arizona Operations and Minor League Equipment. In that role, he oversaw the day-to-day operations of the Club's Tempe facility. He joined the Tempe staff following a five-year stint (2008-12) working in various capacities with the organization's Single-A affiliate

in Orem, UT, including two seasons (2011-12) as the General Manager. During the 2006 and 2007 seasons, Crane would oversee the visiting clubhouse for Triple-A Salt Lake. He initially joined the Angels organization in 2001 and worked for the former Provo Angels and Orem Owlz in different roles up through the 2005 campaign.

A Springville, Utah native, Crane and his wife, Kami, have one son, Bennett and reside in Chandler, Arizona.



SHANE DEMMITT

UMPIRES ATTENDANT

Shane Demmitt began a career in baseball working in stadium operations for the Toronto Blue Jays Class-A affiliate in the South Atlantic League in 1995. He then joined stadium operations at Tempe Diablo Stadium (AZ) in 1997 and the Angels Major League Club as a Clubhouse Attendant in 2004. Demmitt served as the Assistant Equipment Manager from 2010-23 before taking over the Umpires Room prior to the 2024 campaign.

A native of Maryland, he has a Bachelor of Science degree in sports management from West Virginia University and a Juris Doctor degree from Loyola Law School. In February 2012, Demmitt was a contestant on MLB Network's game show *Baseball IQ* and ultimately won the competition, raising \$45,000 in prize money for the Angels Baseball Foundation. He resides in Irvine, CA and has been a member of the California State Bar since 2002.



2025 LOS ANGELES ANGELS FRONT OFFICE



LILLEAN ACASIO

Manager,
Scholarship Programs



ABBI ADAMS

Manager,
Client Services



RUTH AGUILERA

Director,
Risk Management &
Claims Counsel



ROSIE ALVAREZ

Accounts Payable
Specialist



JOSE ANDRADE

Security Host



DANIEL ANGULO

Painter




ZAC APPELGATE

Manager,
Broadcast Engineering



BRENDA BARILLAS

Scheduling Supervisor



LUIS BARRANCO

Assistant,
Player Development



SUE BASSETT

Controller



LINCOLN BATH

Purchasing Assistant



NATHAN BAUTISTA

Director, Ballpark Ops
and Development



PEGGY BERROA-MORALES

Coordinator, Scholarship
Programs & Community



MATT BIRCH

Senior Manager,
Communications



SHEILA BRAZELTON

Senior Manager,
Ticket Operations



ANTHONY BUTRIBAGO

Skilled Craftsman



ZACH BYRNE

Payroll Administrator



LIZETTE CABRERA

Manager,
Video Productions



ADAM CALI

Manager, Foundation and
Community Initiatives



CARLOS CAMPOS

Director, Stadium
Security Operations



JOSEPH CARRILLO

Client Services
Representative



AL CASTRO

Senior Director,
Information Services



MAYRA CASTRO

Director,
Human Resources




ALEX CERVANTES

Skilled Craftsman



TRAVIS CHAPMAN

Field/Ground
Supervisor



JOE CHERNAK

Coordinator, Research
and Development



ADAM CHODZKO

Senior Director,
Communications



JONATHAN CHODZKO

Account Manager,
Corporate Partnerships



MAX COLLINS

Graphic Designer



TYLER COSTA

Group Sales
Account Executive



ALEX CULTICE

Major League Run
Prevention Coordinator



KIRA CZYRKLIIS

Senior Account Manager,
Partnership Services



NOLAN DE BRUIJN

Business Analyst



DENNIS DE JESUS

Desktop Support Analyst



RAY DE LA ROSA

HVAC Technician



TOM D'EMPLE

Senior Director, Ticket
Operations and Services

FRONT OFFICE




CODY DOMINIK
Group Sales
Account Executive



AARON DRAGOMIR
Director, Business
Development, Premium
Sales and Service



COLE DRAGON
Production
Manager



RYAN DUNDEE
Manager,
Major League Video



JAZMIN DURAN
Coordinator, Facility &
Events Services



RILEY ERSEK
Senior Marketing and
Promotions Coordinator



RICH ESTEBAN
Senior Graphic
Designer



JJ EVANS
Senior Manager,
Business Analytics



NEIL FARISS
Director, Network
Infrastructure



TONY FERREIRA
Assistant Director,
Player Development



JARED FLORIN
Account Manager,
Corporate Partnerships



MELISSA FOMBONA
Business Development
Account Manager



KEEGAN FORBES
Inside Sales
Supervisor



VANESSA GILLES
Senior Account Manager,
Partnership Services



MICHAEL GOLDSTEIN
Group Sales Account
Executive



EDDIE GOMEZ
Manager,
Premium Sales



JIM GREER
Home Clubhouse
Supervisor



PHIL GURULE
Manager,
Group Sales




GREGORY HALL
Broadcast and
Advertising Coordinator



BRETT HALSTEAD
Manager,
Special Events



JESSI HAMPTON
Account Manager,
Corporate Partnerships



ANDREW HANSFORD
Analyst, Baseball
Operations



NIKKI HAROLDSON
Graphic Designer



JAMES HASKINS
Security Host



GLANCY HOLLIGAN
Ticket Operations
Representative



JARED HUGHES
Coordinator, Pitching
Performance & Analysis



ROBERT IGLESIAS
Custodial Supervisor



EDUARDO INARRA
Business Development
Account Manager



RACHEL JACOBY
Developer, Baseball
Systems



JENNIFER JEANBLANC
Financial Operations
Manager



MATTHEW JOHNSON
Coordinator, Research
and Development



JULISSA JULIO
Human Resources
Assistant



TEDDY KOLE
Business Analyst



BOBBY KOWAN
Senior Director,
Partnership Services



JOSH KROWDZ
Senior Developer,
Baseball Systems



GREG LAESCH
Assistant Groundskeeper



2025 LOS ANGELES ANGELS FRONT OFFICE



JACQUELINE LAPCHAK
Manager, Ballpark Ops
and Guest Services



LAURYN LARZO
Client Services
Representative



JON LEACHMAN
Premium Sales
Account Manager



DEBBIE LEE
Business Development
Account Manager



JEFF LEUENBERGER
Manager, Business
Development



MATT LEWIS
Group Sales
Account Executive



JENNIFER LIZARAGO
Scheduling Manager



BARNEY LOPAS
Field/Ground
Maintenance Manager



JOSH LOPEZ
Client Services
Representative



GENARO LUNA
Wardrobe Supervisor



ROBERT MACCHIAVELLO
Electrician



MARK MACIAS
Security Manager



CAMILLE MACIEL
Game Presentation and
Events Manager



REYNE MANCILLA
Human Resources
Generalist



RAY MANUKAY
Ticket Services
Representative



JOHN MARTIN
Skilled Craftsman



DAVIN MASKE
Director, Entertainment
& Production



MALLORY MATHIS
Manager,
Special Events



TUCKER MCGARRITY
Business Development
Account Manager



KYLENE MCMANUS
Senior Accountant



GRACE MCNAMEE
Senior Manager,
Communications



RYAN MENDOZA
Equipment
Mechanic



CARMEN MISPAHEL
Supervisor,
Facility Services



ANDIE MITSUDA
Senior Manager,
Partnership Services



MICHELLE MIYAMOTO
Ticket Sales Office
Coordinator



CONNOR MOFFATT
Director, Research &
Development



CASSIE MOORE
Entertainment Producer
and Cinematographer



MATT MORELLO
Premium Sales
Account Executive



CASEY MURR
Production Engineer



MARY MYERS
Group Sales Account
Manager



SYDNEY NASH
Communications
Coordinator



RAY NELLS
Custodial Supervisor



DAVID NEUMANN
Senior Manager,
Ticket Sales



TRIPP NORTON
Coordinator,
Arizona Operations



TYLER OGAWA
Authentication and
Fulfillment Manager



BLAINE OHIGASHI
Team Photographer

FRONT OFFICE



YUSUKE OSHIMA
Interpreter



JOSE PADILLA
Senior Manager,
Facility Services



JIM PANETTA
Senior Director,
Ticket Sales and Services




MARCO PERALTA
Communications
Representative



SUZANNE PETERS
Purchasing Manager



MARK PILLA
Senior Director,
Finance



DREW PLANT
Coordinator,
Amateur Scouting




DANTE POLESELLI
Senior Developer,
Baseball Systems



NICOLE PROVANSAL
Director,
Community Relations



MITCH QUESADA
Premium Sales
Experience Manager



BRETT RALLS
Assistant Equipment
Manager




ARMANDO REYNA
Manager,
Ticket Operations



BRIANNA ROACH
Senior Account Manager,
Partnership Services



ANGEL RODRIGUEZ
Senior Group Sales
Specialist



CAM ROGERS
Coordinator, Research
and Development



BOB ROSS
Lead HVAC
Electrician



SARAH SALDIVAR
Staff Accountant



TOMOKO SASAKI
Ticket Services
Representative



JAKE SAUBERMAN
Coordinator, Research
and Development



LORELEI SCHLITZ
Payroll Director



CECILIA SCHNEIDER
Senior Manager,
Benefits



JOSH SCHNOOR
Technical Services
Manager



NOAH SCOTT
Communications
Representative



PATRICK SEMINATORE
Developer,
Baseball Systems



BEN SHADECK
Security Host



JAMES SHEU
Senior Network Engineer



TROY SICAEROS
Special Events
Coordinator



ISABEL SILVA
IT Business Application
Support Specialist



SAMMIE SOSA
Client Services
Representative



CHARLES ST. CLAIR
Coordinator,
Pro Scouting



HANNAH STANGE
Senior Manager,
Digital Communications



CONNOR STEER
Business Development
Account Manager



SHANELLE STEPHENS
Manager,
Event and Facility
Operations



FRANK STEWART
Skilled Craftsman



TOMMY STROPKY
Assistant Security
Manager



TONY SURUDR
Lead HVAC Technician



2025 LOS ANGELES ANGELS FRONT OFFICE



ALLY TAYLOR
Group Sales Account
Executive



TOM TAYLOR
Traveling Secretary



SALOMON TELLEZ
Painter



ALEX TINYO
Senior Director, Brand
and Product Marketing



ERIC URSUA
Senior Director,
Facility Services and
Hospitality



NICHOLAS VAN PATTEN
Account Executive,
Business Development



BRITTANY VAN WAGENEN
Senior Special Events
Coordinator



RYAN VANCE
Senior Director,
Business Analytics



KRISTINA VANELLA
Stadium Events
Production Coordinator



JOE VARGAS
Painter



LUIS VARGAS
Group Sales Account
Executive



MARCUS VEGA
Coordinator,
Community Relations



COURTNEY WALLACE
Senior Director,
Special Events



MARGIE WALSH
Receptionist




CLARE WEHAN
Group Sales Account
Manager



MAX WERNER
Senior Developer
Baseball Systems



JENNIFER WHYNOTT
Assistant Controller



AARON WIEDEMAN
Assistant Clubhouse
Manager



LUCAS WIESSNER
Group Sales,
Account Executive



CHEYENNE WIROSKO
Client Services
Representative



NICOLE YAMASAKI
Applications Integration
Manager



CHRIS YOUNG
Premium Sales Account
Manager



RICARDO ZAPATA
Manager, Digital
Communications



ANDREW ZENNER
Manager, Baseball
Operations



ALEXIS ZERTUCHE
Ticket Sales
Coordinator



DREW ZINSER
Senior Account Manager,
Corporate Partnerships



SCOUTING STAFF



JEAN CARLOS ALVAREZ



CESAR BAEZ



JASON BAKER



JARED BARNES



MATT BISHOFF



DERECK BLANCO



RUSSELL CABRERA



JOEL CHICARELLI



JESUS COLINA



DREW DOMINGUEZ



MELVIN DORTA



JAYSON DUROCHER



KEVIN ELLIS



ABE FLORES



DOMINGO GARCIA



JONATHAN GENAO



ENDER GONZALEZ



RAUL GONZALEZ



NICK GORNEAULT



KJ HENDRICKS



BO HUGHES



BILLY LIPARI



VICENTE LUPO



CHRIS MCALPIN



BRANDON MCARTHUR



GRACE MERCEDES



ALEX MESA



JIM MILLER



DENNIS MOELLER



JEAN CARLOS MONTALVO




JOEL MURRIE



RUBYLIN NICASIA




ROSS PRUITT



RAFAEL REYES



SCOTT RICHARDSON



TAISUKE SATO



JEREMY SCHIED



ANDREW SCHMIDT



MATT SWANSON



FRANK TEJADA



MARLON URDANETA



COSME VALLE



ROSS VECCHIO



JUNIOR VIZCAINO



BOBBY WILLIAMS



RIC WILSON



STEFFAN WILSON



DOUG WITT



AMATEUR SCOUTING STAFF

DOMESTIC SCOUTING STAFF

TIM MCILVAINE – DIRECTOR, AMATEUR SCOUTING

JEREMY SCHIED – ASST. DIRECTOR, AMATEUR SCOUTING

DREW PLANT – COORDINATOR, AMATEUR SCOUTING

MATT SWANSON – SENIOR ADVISOR, SCOUTING & PLAYER PERSONNEL

RIC WILSON – SPECIAL ASSIGNMENT SCOUT

Amateur & International Crosschecker

Matt Bishoff, Junior Vizcaino

National Crosschecker

Steffan Wilson

Regional Supervisors

Jason Baker, Jayson Durocher, Nick Gorneault, Brandon McArthur, Scott Richardson, Doug Witt

Area Scouts

Drew Dominguez, Kevin Ellis, Abe Flores, KJ Hendricks, Bo Hughes, Billy Lipari, Chris McAlpin, Alex Mesa, Dennis Moeller, Joel Murrie, Ross Vecchio

INTERNATIONAL SCOUTING STAFF

BRIAN PARKER – SENIOR DIRECTOR, INTERNATIONAL SCOUTING

TAISUKE SATO – DIRECTOR, PACIFIC RIM SCOUTING

GRACE MERCEDES – DOMINICAN REPUBLIC, SCOUTING ADMINISTRATOR

International Crosscheckers/Supervisors

Jean Carlos Alvarez, Rusbell Cabrera, Marlon Urdaneta Latin America Crosschecker
Vicente Lupo Venezuelan Coordinator

International Scouts

Cesar Baez, Domingo Garcia, Jonathan Genao,
Jean Carlos Montalvo, Frank Tejada Dominican Republic
Cosme Valle Mexico
Raul Gonzalez Panama
Dereck Blanco, Joel Chicarelli, Melvin Dorta, Ender Gonzalez Venezuela
Rubylin Nicasia Curacao
Rafael Reyes Video Scout, Dominican Republic
Jesus Colina Video Scout, Venezuela

PROFESSIONAL SCOUTING STAFF

DEREK WATSON – DIRECTOR, PRO SCOUTING

CHARLES ST. CLAIR – COORDINATOR, PRO SCOUTING

Professional Scouts

Jared Barnes Glen Allen, VA
Jim Miller Valrico, FL
Ross Pruitt Charlotte, NC
Andrew Schmidt Los Angeles, CA
Bobby Williams Sarasota, FL

Residence

UNDER THE HALO





TV & RADIO

UNDER THE HALO



FANDUEL

SPORTS NETWORK

FanDuel Sports Network West enters its 34th year as the telecast partner with the Los Angeles Angels and will produce at least 150 games during the 2025 regular season.

"Angels Live" returns to provide unmatched access to the Angels. Featuring a 30-minute pre-game and full post-game coverage, "Angels Live" is a true extension of the game that keeps Angels fans entertained and informed.

In addition to the Los Angeles Angels game telecasts on FanDuel Sports Network, "Angels Weekly" delivers unique stories, exclusive interviews and behind the scenes footage, providing fans with unmatched coverage of the Halos. The half-hour show airs biweekly on FanDuel Sports Network West throughout the season.

Together, FanDuel Sports Network West and FanDuel Sports Network SoCal present more live, local sports programming than any other network or broadcast system in Southern California, Nevada and Hawaii. For complete regional sports news, telecast schedules, original features and more, visit www.fanduelsportsnetwork.com.

ALL-TIME ANGELS TELEVISION BROADCASTERS

| | | |
|--|--|--|
| 1961 - Don Wells, Bob Kelley, Steve Bailey (KTLA) | 1995 - Ken Wilson, Ken Brett (KTLA & Prime Sports) | 2013 - Victor Rojas, Mark Gubicza (Fox Sports West) |
| 1962 - Buddy Blattner, Don Wells, Steve Bailey (KTLA) | 1996 - Steve Physioc, Jerry Reuss, Sparky Anderson (KCAL and Fox Sports West) | 2014 - Victor Rojas, Mark Gubicza (Fox Sports West) |
| 1963 - Buddy Blattner, Don Wells (KTLA) | 1997 - Steve Physioc, Jerry Reuss, Sparky Anderson (KCAL & Fox Sports West) | 2015 - Victor Rojas, Mark Gubicza (Fox Sports West) |
| 1964 - Buddy Blattner, Don Wells (KTLA) | 1998 - Steve Physioc, Jerry Reuss, Sparky Anderson (KCAL & Fox Sports West) | 2016 - Victor Rojas, Mark Gubicza (Fox Sports West) |
| 1965 - Buddy Blattner, Don Wells (KTLA) | 1999 - Steve Physioc, Rex Hudler (KCAL & Fox Sports West) | 2017 - Victor Rojas, Mark Gubicza (Fox Sports West) |
| 1966 - Buddy Blattner, Don Wells (KTLA) | 2000 - Steve Physioc, Rex Hudler (KCAL & Fox Sports West) | 2018 - Victor Rojas, Mark Gubicza (Fox Sports West) |
| 1967 - Buddy Blattner, Don Wells (KTLA) | 2001 - Steve Physioc, Rex Hudler (KCAL & Fox Sports Net) | 2019 - Victor Rojas, Mark Gubicza (Bally Sports West) |
| 1968 - Buddy Blattner, Don Wells (KTLA) | 2002 - Steve Physioc, Rex Hudler (KCAL & Fox Sports Net) | 2020 - Victor Rojas, Mark Gubicza (Fox Sports West) |
| 1969 - Dick Enberg, Don Wells (KTLA) | 2003 - Steve Physioc, Rex Hudler (KCAL & Fox Sports Net) | 2021 - Matt Vasgersian, Mark Gubicza, Daron Sutton, José Mota (Bally Sports West) |
| 1970 - Dick Enberg, Don Wells (KTLA) | 2004 - Steve Physioc, Rex Hudler (KCAL & Fox Sports Net) | 2022 - Matt Vasgersian, Mark Gubicza, Patrick O'Neal (Bally Sports West) |
| 1971 - Dick Enberg, Don Wells (KTLA) | 2005 - Steve Physioc, Rex Hudler (KCAL & Fox Sports Net) | 2023 - Wayne Randazzo, Mark Gubicza, Matt Vasgersian, Patrick O'Neal (Bally Sports West) |
| 1972 - Dick Enberg, Don Wells (KTLA) | 2006 - Steve Physioc, Rex Hudler, José Mota (Fox Sports Net) | 2024 - Wayne Randazzo, Mark Gubicza, Matt Vasgersian, Patrick O'Neal (Bally Sports West) |
| 1973 - Dick Enberg, Don Drysdale (KTLA) | 2007 - Steve Physioc, Rex Hudler, José Mota, Mark Gubicza (Fox Sports Net & KCOP) | 2025 - Wayne Randazzo, Mark Gubicza, Matt Vasgersian, Patrick O'Neal (FanDuel Sports Network West) |
| 1974 - Dick Enberg, Don Drysdale (KTLA) | 2008 - Steve Physioc, Rex Hudler, Rory Markas, Mark Gubicza (Fox Sports Net & KCOP) | |
| 1975 - Dick Enberg, Don Drysdale (KTLA) | 2009 - Steve Physioc, Rex Hudler, Rory Markas, Mark Gubicza (Fox Sports West & KCOP) | |
| 1976 - Dick Enberg, Don Drysdale (KTLA) | 2010 - Victor Rojas, Mark Gubicza (Fox Sports West and KCOP) | |
| 1977 - Dick Enberg, Don Drysdale, Al Wisk (KTLA) | 2011 - Victor Rojas, Mark Gubicza (Fox Sports West and KCOP) | |
| 1978 - Dick Enberg, Don Drysdale, Al Wisk (KTLA) | 2012 - Victor Rojas, Mark Gubicza (Fox Sports West and Prime Ticket) | |
| 1979 - Don Drysdale, Al Wisk, Ron Fairly (KTLA) | | |
| 1980 - Don Drysdale, Ron Fairly (KTLA) | | |
| 1981 - Don Drysdale, Ron Fairly (KTLA) | | |
| 1982 - Bob Starr, Ron Fairly (KTLA) | | |
| 1983 - Bob Starr, Ron Fairly (KTLA) | | |
| 1984 - Bob Starr, Ron Fairly, Allan L. Collin (KTLA) | | |
| 1985 - Bob Starr, Joe Torre, Dick Enberg (KTLA) | | |
| 1986 - Bob Starr, Joe Torre (KTLA) | | |
| 1987 - Bob Starr, Joe Torre (KTLA) | | |
| 1988 - Bob Starr, Joe Torre (KTLA) | | |
| 1989 - Bob Starr, Joe Torre (KTLA) | | |
| 1990 - Joe Torre, Reggie Jackson, Joe Garagiola, Paul Olden (KTLA) | | |
| 1991 - Ken Wilson, Ken Brett (KTLA) | | |
| 1992 - Ken Wilson, Ken Brett (KTLA) | | |
| 1993 - Ken Wilson, Ken Brett (KTLA) | | |
| 1994 - Ken Wilson, Ken Brett (KTLA & Prime Ticket) | | |

UNDER THE HALO



AM830 KLAA enters its 18th year as the English language radio flagship station of the Los Angeles Angels. The broadcast team of Terry Smith and Mark Langston returns for their 13th full season in the Angels radio booth. 2025 marks Smith's 24th season with the club and the 14th for Langston as a broadcaster. AM830 is owned by Angels owner Arte Moreno.



In addition to all Spring Training, regular season and postseason broadcasts, AM830 airs the *Angels Pregame Show* and *Angels Recap with Trent Rush* after every game broadcast. AM830 is home to *The SportsLodge with Roger Lodge*, as well as *Clinton & Friends*, *Joe & Q*, and *Freddie and Harry* from ESPN Radio.

AM830 is also the Southern California home for the Las Vegas Raiders, UC Irvine Men's & Women's Basketball and many other live professional and college football, basketball and hockey games, plus breaking Angels news and many other interesting hours of local and network programming.

AM830 also produces a Spanish-language broadcast of Angels games, which will air on the AM830 App, in addition to over-the-air broadcasts on KWKW/KTMZ.

ALL-TIME ANGELS RADIO BROADCASTERS ENGLISH FLAGSHIP

| | | | |
|---|---|--|---|
| 1961 - Don Wells, Bob Kelley, Steve Bailey (KMPC) | 1979 - Don Drysdale, Al Wisk (KMPC) | 2000 - Mario Impemba, Daron Sutton (KLAC) | 2017 - Terry Smith, Mark Langston (AM 830 KLAA) |
| 1962 - Don Wells, Steve Bailey, Buddy Blattner (KMPC) | 1980 - Bob Starr, Steve Shannon (KMPC) | 2001 - Mario Impemba, Daron Sutton (KLAC) | 2018 - Terry Smith, Mark Langston (AM 830 KLAA) |
| 1963 - Don Wells, Buddy Blattner (KMPC) | 1981 - Bob Starr, Don Drysdale, Ron Fairly (KMPC) | 2002 - Rory Markas, Terry Smith (KLAC) | 2019 - Terry Smith, Mark Langston (AM 830 KLAA) |
| 1964 - Don Wells, Buddy Blattner (KMPC) | 1982 - Bob Starr, Ron Fairly (KMPC) | 2003 - Rory Markas, Terry Smith (ESPN Radio) | 2020 - Terry Smith, Mark Langston (AM 830 KLAA) |
| 1965 - Don Wells, Buddy Blattner (KMPC) | 1983 - Bob Starr, Al Conlin, Ron Fairly (KMPC) | 2004 - Rory Markas, Terry Smith (ESPN Radio) | 2021 - Terry Smith, Mark Langston (AM 830 KLAA) |
| 1966 - Don Wells, Buddy Blattner (KMPC) | 1984 - Bob Starr, Al Conlin, Ron Fairly (KMPC) | 2005 - Rory Markas, Terry Smith (ESPN Radio) | 2022 - Terry Smith, Mark Langston (AM 830 KLAA) |
| 1967 - Don Wells, Buddy Blattner (KMPC) | 1985 - Dick Enberg, Al Conlin, Ron Fairly (KMPC) | 2006 - Rory Markas, Terry Smith (ESPN Radio) | 2023 - Terry Smith, Mark Langston (AM 830 KLAA) |
| 1968 - Don Wells, Buddy Blattner (KMPC) | 1986 - Al Conlin, Ron Fairly (KMPC) | 2007 - Rory Markas, Terry Smith (ESPN Radio) | 2024 - Terry Smith, Mark Langston (AM 830 KLAA) |
| 1969 - Dick Enberg, Don Wells (KMPC) | 1987 - Al Conlin, Ken Brett (KMPC) | 2008 - Rory Markas, Terry Smith, Steve Physioc, Rex Hudler (AM 830 KLAA) | 2025 - Terry Smith, Mark Langston (AM 830 KLAA) |
| 1970 - Dick Enberg, Don Wells, Dave Niehaus (KMPC) | 1988 - Al Conlin, Ken Brett (KMPC) | 2009 - Rory Markas, Terry Smith, Steve Physioc, Rex Hudler (AM 830 KLAA) | |
| 1971 - Dick Enberg, Don Wells, Dave Niehaus (KMPC) | 1989 - Al Conlin, Ken Brett (KMPC) | 2010 - Terry Smith, José Mota (AM 830 KLAA) | |
| 1972 - Dick Enberg, Don Wells, Dave Niehaus (KMPC) | 1990 - Al Conlin, Ken Brett (KMPC) | 2011 - Terry Smith, José Mota (AM 830 KLAA) | |
| 1973 - Dick Enberg, Don Drysdale, Dave Niehaus (KMPC) | 1991 - Al Conlin, Bob Jamison, Paul Olden (KMPC) | 2012 - Terry Smith, José Mota (AM 830 KLAA) | |
| 1974 - Dick Enberg, Don Drysdale, Dave Niehaus (KMPC) | 1992 - Al Conlin, Bob Jamison, Paul Olden (KMPC) | 2013 - Terry Smith, Mark Langston (AM 830 KLAA) | |
| 1975 - Dick Enberg, Don Drysdale, Dave Niehaus (KMPC) | 1993 - Bob Starr, Billy Sample (KMPC) | 2014 - Terry Smith, Mark Langston (AM 830 KLAA) | |
| 1976 - Dick Enberg, Don Drysdale, Dave Niehaus (KMPC) | 1994 - Bob Starr, Billy Sample (KMPC) | 2015 - Terry Smith, Mark Langston (AM 830 KLAA) | |
| 1977 - Dick Enberg, Don Drysdale, Al Wisk (KMPC) | 1995 - Bob Starr, Mario Impemba (KMPC) | 2016 - Terry Smith, Mark Langston (AM 830 KLAA) | |
| 1978 - Dick Enberg, Don Drysdale, Al Wisk (KMPC) | 1996 - Bob Starr, Mario Impemba (KMPC) | | |
| | 1997 - Bob Starr, Mario Impemba (KTZN) | | |
| | 1998 - Mario Impemba, Brian Barnhart (KRLA) | | |
| | 1999 - Mario Impemba, Brian Barnhart (KLAC) | | |



KWKW (1330 AM) is in its 18th year as the Spanish-language play-by-play home of the Los Angeles Angels. Marco Peralta enters his second year calling the Angels action in Spanish.

In 1941, at the beginning of World War II, the Federal Communications Commission awarded KWKW its license to broadcast and inform the Hispanic population of Los Angeles the news about the war. This took place from the basement of a hotel on Colorado Street in Pasadena. At a later date KWKW moved to 800 Sierra Madre Villa in Pasadena, where many of today's famous announcers began their careers in Spanish radio.

In 1962 Lotus Communications Corporation bought KWKW. Since that time Howard Kalmenson, owner and founder of Lotus Communications, has been able to acquire 24 radio stations which broadcast in English and Spanish as well as Lotus Hispanic Reps, a National Rep firm with offices across the country. All this was possible because of KWKW.

In January 1989, when KWKW switched from 1300 to 1330 on the AM dial, the broadcast coverage area more than doubled. KWKW is one of the leading Spanish language radio stations in the United States. An excellent signal, popular personalities, outstanding news, sports and in-depth public service and community involvement guarantee KWKW's long-term success in the dominant Mexican and Latino communities of Los Angeles.





WAYNE RANDAZZO

TELEVISION PLAY-BY-PLAY

Wayne Randazzo returns to the Angels broadcast team for his third season after joining prior to the 2023 season. In addition to his role in the television booth as a play-by-play voice with the Angels, he will continue his duties with Apple TV+ serving as a play-by-play voice for Friday Night Baseball.

Randazzo spent four seasons (2019-2022) as a play-by-play announcer for the New York Mets on WCBS Radio alongside Howie Rose. He also called Mets games on Sportsnet New York and spent four seasons (2015-2018) as the pre- and post-game host on the Mets Radio Network.

Randazzo came to New York from Chicago where he worked at CBS Radio with WSCR-AM and WBBM-AM as an anchor and talk show host while also hosting pre- and post-game shows for the Chicago White Sox. He also served as a play-by-play announcer for various sporting events on ESPN, FS1, Big Ten Network, MLB Network, and broadcasts the NFL on Sports USA Radio and MLB on Fox.

A Chicago, Illinois native, Randazzo began his broadcasting career at Arizona State University then transferred to North Central College in Naperville, where he called a variety of events for WONC – the student radio station – until he graduated in 2007. He went on to work for four seasons (2008-2011) as the lead play-by-play voice for the Mobile BayBears, the Double-A affiliate of the Arizona Diamondbacks, and three campaigns (2012-2014) for the Kane County Cougars, then-Single A affiliate of the Kansas City Royals and Chicago Cubs.



MATT VASGERSIAN

TELEVISION PLAY-BY-PLAY

Matt Vasgersian returns to the television booth as a play-by-play voice of the Angels for 2025. In addition to the Angels broadcasts, Matt maintains a national profile with MLB Network, including play-by-play in the Postseason.

The veteran broadcaster has called various regular season and playoff baseball telecasts for Fox Sports, including the Saturday “Game of the Week” from 2014-17 and was the play-by-play caller of ESPN’s Sunday Night Baseball for four seasons.

He was the voice of the San Diego Padres for seven seasons, and prior to that held the same role with the Milwaukee Brewers for five seasons. Matt called baseball and softball, among other events, for NBC Sports during the 2004 Summer Olympics, his first of five Summer/Winter Olympic assignments with NBC.

In addition to his play-by-play career, Vasgersian is widely known for his 16-year run as the voice of the MLB: The Show video games from 2006-2021.

Vasgersian was the first host hired with the launch of the MLB Network in 2009. His continuing position with MLB includes various programming such as “Hot Stove” and “MLB Tonight,” roles for which in 2015 he was nominated for a National Sports Emmy.

Between 2005-2008, Vasgersian handled weekly NFL play-by-play with Fox Sports, and called College Football with their BCS Bowl Package for three seasons. Close to home, Matt served as lead play-by-play announcer with NBC’s coverage of the XFL in 2001, and was micside for USC Basketball on Fox Sports West between 2004-06.

Vasgersian began his baseball broadcasting career with the Huntington Cubs in the Appalachian League in 1991, before moving to the Adv.-A High Desert Mavericks (San Diego), El Paso Diablos (Milwaukee), Syracuse Chiefs (Toronto) and Triple-A Tucson Toros (Houston).

A California native, Vasgersian is a graduate of the University of Southern California and was an actor in his childhood, appearing on several television shows and films. He was inducted into the Armenian-American Sports Hall of Fame in February 2025. Vasgersian and his wife, Kimberly, reside in New Jersey with their three children.



UNDER THE HALO



MARK GUBICZA

TELEVISION COLOR ANALYST

Former Major League Baseball veteran Mark Gubicza is entering his 24th year with FanDuel Sports Network West. This season will mark his 19th year of providing color commentary for Angels broadcasts. Gubicza will also continue as an analyst for the Angels pre- and post-game shows, "Angels Live", which he has done for the past 20 seasons.

Gubicza previously co-hosted the FS Baseball Report, which aired nationally on Fox Sports, previewing future matchups, and breaking down current standings in the league. In 2004, Gubicza provided analysis for Minnesota Twins games from Los Angeles. He made his first television appearance as an analyst for FSN in April 2000 on Baseball Today and the National Sports Report. He also hosted the Southern California Baseball Report on AM570 for three years.

In his professional baseball career, Gubicza spent 14 seasons in the Major Leagues. Drafted in 1981, he spent 13 seasons with the Kansas City Royals, becoming a World Series Champion in 1985 and 20-game winner in 1988. In both 1988 and 1989, he was named to the AL All-Star team. He finished his career with the Angels in 1997. To honor his many accomplishments on the field, he was named to the Kansas City Royals Hall of Fame as well as the Pennsylvania Hall of Fame in 2006. He was also named to the Missouri Sports Hall of Fame, class of 2010. Gubicza received the 2022 Southern California Sports Broadcaster Award for most outstanding TV Analyst.

Gubicza and his wife, Lisa, live in Chatsworth, Calif. and have three children, Nicolette, Chad and Ashley.



PATRICK O'NEAL

TELEVISION PLAY-BY-PLAY

Patrick O'Neal returns for his 12th season covering the Angels for FanDuel Sports Network West and will rotate as a television play-by-play broadcaster in 2025 while also hosting pre- and postgame shows as he provides fans with in-depth coverage of various Angels games.

O'Neal, a fixture in Southern California sports for over 20 years, expanded his role in the FanDuel Sports Network West broadcast booth, calling play-by-play for select games since 2021 alongside Mark Gubicza, which included being on the call for Reid Detmers' no-hitter in 2022.

In addition to his network baseball assignments, O'Neal also covers the Los Angeles Kings for FanDuel Sports Network West. He has worked the sidelines for NFL games on FOX and provided NFL and College Football game breaks in 2013 and 2014.

A Southern California native, O'Neal has been recognized with six LA Area Emmy Award nominations for Outstanding Sports Reporting, taking home wins in 2018 and 2006. In 2018, O'Neal was also named by the SoCal Sports Broadcasters Association as the Top Pre- and Postgame Host, an award he has won five times.

He attended the University of La Verne in Southern California, where he studied communications and journalism. He currently lives in Los Angeles with his wife, Summer, and is the proud father of two daughters, Veronica, and Sophia.



TERRY SMITH

RADIO PLAY-BY-PLAY

Terry Smith enters his 24th season on the Angels flagship radio station and 16th as the Angels lead play-by-play announcer. His 24 seasons in the booth make Smith the longest tenured broadcaster in club history.

Smith joined the Angels in 2002 after serving as the radio voice of the New York Yankees Triple-A affiliate Columbus Clippers for 19 seasons. From 1983-97, Smith also served as Sports Director on WBNS AM in Columbus, Ohio and was simply known as "The Voice" serving as play-by-play announcer for the Ohio State University Football and Basketball Radio Network from 1986-97. Smith was recognized three times by the Ohio Associated Press for his sportscasts and WBNS AM was named the Outstanding Sports Operation in Ohio six times by the Associated Press.

Smith started his baseball broadcasting career in 1978, calling games for the Jacksonville Suns and later called games for the Memphis Chicks from 1981-82. At Memphis, Smith also worked as the Sports Director on WHBQ AM, anchoring sports on the morning and afternoon drive shows.

The Philadelphia native attended Temple University, where he played collegiate club hockey, as well as Jones College in Jacksonville, Fla. which has produced the likes of actors Joe Piscapo and Jay Thomas. In February 2002, Smith made his on-screen debut as a broadcaster in the baseball movie A Little Inside, which aired on HBO and Showtime. He assists in Angels Community Relations with appearances and has served as Honorary Chair of the Orange County Learning for Life's Exploring program. Smith and his wife, Sonia, have one son Jordan and a daughter-in-law Natalia. The Smiths reside in Queen Creek, AZ.



MARK LANGSTON

RADIO COLOR ANALYST

Mark Langston enters his 13th full season on the Angels broadcast team after joining Terry Smith on the air as an analyst on a part-time basis during the 2012 regular season. During the 2019 season, Langston announced two games for the "MLB Game of the Week Live on YouTube" on July 29th (Angels vs Detroit) and September 10th (Angels vs Cleveland).

Langston pitched 16 seasons at the Major League level, including eight with the Angels. He was originally drafted by Seattle in the 1981 draft and pitched for the Mariners (1984-89) and Montreal Expos (1989) before joining the Angels prior to the 1990 season.

On Apr. 11, 1990 Langston and Mike Witt combined to pitch the eighth no-hitter in Angels history and the first combined no-hitter in club history. He pitched to an 88-74 record with a 3.97 ERA in his eight seasons with the Angels before finishing his career with the San Diego Padres (1998) and Cleveland Indians (1999). A four-time All-Star, Langston also won seven Gold Glove Awards, including five straight from 1991-95 with the Angels.

After retiring, Langston became the head baseball coach at Orange Lutheran High School where he guided the Lancers to a playoff berth in 2002. In Nov. 2018, Langston was inducted into the San Jose Sports Hall of Fame.

A native of San Diego, Langston resides with his wife, Michelle. The couple has two daughters, Katie and Gabi, and three grandkids.



MARCO PERALTA

SPANISH RADIO BROADCASTER

Marco Peralta enters his second season on the Angels broadcast team calling the Halos action in Spanish, after making his broadcasting debut with the Club in 2024.

Prior to calling games for the Angels, Peralta served as a bilingual in-game host and PA announcer for the 2023 World Baseball Classic, the 2022 FIFA World Cup and the 2021 CONCACAF Gold Cup. He also served as a Spanish voice of the Phoenix Suns for two seasons, including calling the 2021 NBA Finals, and made his MLB broadcasting debut on Spanish radio with the Arizona Diamondbacks on May 20, 2022.

A native of El Centro, CA, Peralta attended Arizona State University, and resides in Ontario, CA.



UNDER THE HALO

The Los Angeles Angels baseball team was created in 1960 as an expansion franchise, and played their first game in 1961. Named “Angels” for the English translation and nickname (“The City of Angels”) of the city, the club remained in Los Angeles from 1961-65, before moving to Anaheim in 1966. The organization officially became the California Angels in Sept. 1965 to coincide with a uniform change the following season, and has remained in Anaheim since the move in 1966. On Nov. 19, 1996, it was announced that the California Angels were renamed the Anaheim Angels during a press conference held at Anaheim Stadium to also announce a uniform change. On Jan. 3, 2005, the team announced its official name to be the Los Angeles Angels of Anaheim. The inclusion of Los Angeles reflects the original expansion name and returned the Angels to Major League Baseball’s American League representative in the Greater Los Angeles territory. The team is now known as the Los Angeles Angels.

On Jan. 9, 2002, the Angels unveiled new official team colors and logos featuring red as the dominant color for the first time in club history. The announcement represented the seventh uniform change in franchise history. The look to the Angels logo and uniforms captures the tradition of Angels baseball and a contemporary “back to basics” flare. The logo features the signature halo surrounding the ‘A,’ while the uniforms are reminiscent of decades past.

The Angels selected red, dark red, navy and silver as their colors. The red and navy that have been the team’s official colors since the inaugural season have been maintained. The official Angels logo consists of the block letter

‘A’ in red, including dark red shading along the outside of the left side, inside the right side and bottom of the cross of the ‘A.’ A silver halo filled with navy circles the top of the ‘A.’ The same navy outlines the ‘A’ as well as the halo.

Both home and road uniforms follow the traditional look of jerseys past. The club wears red belts, red stirrups and red shoes. Helmets are similar in color and logo to the home and road cap. Large numerals in red outlined in blue and silver with the players last name in red outlined in blue will appear on the back of all jerseys. A smaller number in red outlined in blue and silver appears below the script on the front left side of all jerseys.

The Angels home uniforms include a red cap and bill, official club logo and red button. Jersey is button down and white in color, with red piping around neck and arms. Red ANGELS script appears on front, with silver halo circling top of the ‘A.’ Script is outlined in blue and silver. Pants are white with red piping down each leg.

The Angels road uniforms include a red cap and bill, official club logo and red button. Jersey is button down and gray in color, with red piping around neck and sleeves. Red ANGELS appears on front, with silver halo circling top of the ‘A.’ Script is outlined in blue and silver. Pants are gray with red piping down each leg.

The Angels alternate uniform used for home or road games includes a red cap and bill, official club logo and red button. Jersey is button down and red in color, with silver piping around neck and arms. Red ANGELS script will appear on front, with silver halo circling top of ‘A.’ Script is outlined in blue and silver.



HOME UNIFORM



ROAD UNIFORM



ALTERNATE UNIFORM

UNDER THE HALO



On June 11, 2022, the Angels unveiled their Nike MLB City Connect Series Uniform.

Launched in 2021, the Nike MLB City Connect program was created to celebrate the bond between each Club and its city. It explores the

personality, values and customs that make each community and their residents unique. Nike and MLB Clubs partnered to design jerseys inspired by their cities to celebrate new baseball traditions and invite more fans into the game of baseball.

The Angels Nike City Connect design blends the Club's iconic red with retro baseball and Southern California beach and surf style.

Jersey Chest Graphic: Written in the sand, "Angels" adorns the cream-colored jerseys in lettering inspired by vintage surf brands. As the Club of Mike Trout and Tim Lincecum, the end of the Angels "s" is none other than the shape of a "fish tail" end of a surfboard.

Numbers: The jersey numbers mirror the bold typeface on the side of local lifeguard towers while the deep blue coloring takes inspiration from the Pacific Ocean. The diamond, which surrounds the number on the front of the jersey, is another tribute to popular surf culture brands.

Sleeve Patch: The patch pays tribute to the early railway that connected Southern

California, bringing those from all over to enjoy the coast. Palm fronds peak from behind the "A," a reflection of the familiar foliage throughout the area.

Stripes: Two asymmetrical stripes featured on the left sleeve draw inspiration from the sleek and simple design of retro surfboards.

Cap: Balancing the sandy cream with fiery red akin to a summer sunset, the two-toned cap from New Era and helmet by Rawlings sports a style commonly seen on skaters who carve by the Southern California shores.

Jock Tag: A reminder to keep paddling, the jock tag is a surfboard with fins featuring the iconic Angels logo.

Socks: With a vintage-inspired look, the Stance socks make a splash with a wave pattern as the focus.

The Angels City Connect launch video highlights landmarks and the beauty of the Southern California coast while bringing together locals and tourists alike to celebrate the vintage, beach-inspired design.



CITY CONNECT UNIFORM



Prior to the 2023 season, the Angels announced a partnership with Foundation Building Materials (FBM) as their Official Jersey Patch Partner. FBM's logo will be featured on the sleeve of all on-field Angels players, manager and coaches' jerseys. The logo features a lone Cypress Tree, representing something built, established, or grown on a firm foundation, able to withstand the test of time and prevail. The rectangular FBM logo will share the same red and navy colors as the Angels official colors since the team's inaugural season in 1961.

**ANGELS BASEBALL
FOUNDATION**

The Angels are proud to support many local charitable organizations and community groups throughout Orange County and the Greater Los Angeles region. Through the combined efforts of the Angels and the Angels Baseball Foundation, the team has been able to impact many people in our community, specifically children, with life-changing opportunities. Among the Angels' notable beneficiaries are the Angels Nike RBI Program, the Boys & Girls Clubs of Central Orange Coast, Anaheim Family YMCA, the AVID Program and Southern California Little Leagues.

The Angels have been given the opportunity to serve more than 5,000 organizations, providing them with positive experiences and resources, as well as allowing children to experience the remarkable game of baseball during each regular season. For more information, please visit www.angels.com/community.

ANGELS BASEBALL FOUNDATION:

The Angels Baseball Foundation was established in 2004 under Arte and Carole Moreno. Together with the Los Angeles Angels, the two organizations have contributed more than \$25 million in value toward local causes. Each year, the Angels Baseball Foundation awards community organizations with grants to benefit the individual needs and to support programs that impact our youths. The Foundation focuses on improving education, healthcare, arts and sciences, as well as community related youth programs and military engagement throughout the region. Below is a glimpse of some of the Club programs supported by ABF:

Adopt-A-School, presented by O.C. Waste and Recycling

In 2025, the Angels will select their 17th class of adopted elementary schools for the Adopt-A-School program. As a part of the Adopt-A-School program, each student receives an Angels gift and each school will be given an allotment of tickets to be used in their school incentive programs. Each year, Angels Baseball Foundation presents each elementary school with a \$2,000 grant towards the education program of their choice. The Angels will host an Art Contest again in 2025 during Black History Month to help students learn more about baseball's history and the Negro Leagues, as well as an Up-Cycle Challenge around Earth Day to encourage kids to take care of the environment.



Angels 5K & Fun Run presented by Lexus

The Foundation's Annual 5K & Fun Run is scheduled during the summer months of the season. Last year, nearly 5,000 Angels fans participated in the 5K & Fun Run races on the course around Angel Stadium. Participants earn a commemorative shirt and medal to commemorate the occasion while also receiving the opportunity to pick up goodies and resources at the Race Expo. The 2024 event raised over \$175,000 for the Angels Baseball

Foundation. The 15th annual event is scheduled to take place on June 21, 2025 before the Angels host the Houston Astros.



Angels Baseball Foundation Kids Holiday Party

Each year, the Angels Baseball Foundation aims to make the holiday season brighter for underprivileged kids and families by hosting a Holiday Party for various non-profit organizations in the Southern California area. During the 2024 event at Angel Stadium, over 400 kids and family members were able to walk through a winter wonderland at the stadium, eat dinner, activities and games to play. Attendees also enjoyed a movie night on the field, watching *Angels In the Outfield* on the outfield grass. Children in attendance received Angels hats, promotional items, holiday crafts, and at the end of the night, each child received a toy from Santa, along with a pair of pajamas.



Angels AVID 8th Grade Standout Award

The Angels 8th Grade AVID Scholarship, entering its 20th year, was founded in 2006 by the Angels Baseball Foundation in conjunction with the Orange County Department of Education and non-profit organization Advancement Via Individual Determination (AVID). A total of 129 outstanding students in Orange County have been awarded \$4,000-\$10,000 as a one-time lump-sum college scholarship. Funds are held for the scholars in a trust until they graduate from high school and are accepted into an accredited university. As part of the program, the Angels Baseball Foundation also donates laptops annually to over 60 nominees in Orange County for their exceptional achievements.



Angels Scholars

Since its inception in 2016, the Angels Baseball Foundation has awarded four-year scholarships to 179 exceptional high school seniors from the Orange County and Los Angeles area. The Angels College Scholarship funds are applied to tuition, room & board, textbooks, and more. Scholars are selected based on merit, leadership, strong academic performance, financial need, and the desire to achieve a higher education. Funding is

awarded for a maximum of four years with the expectation that a bachelor's degree will be obtained during this period. The Angels Baseball Foundation takes the time to assess the individual needs of each student once other scholarships and grants have been applied. The Foundation strives to empower students to overcome adversity and develop skills that allow them to achieve their career and long-term goals.

Angels Youth Baseball and Softball

Angels Baseball and the Angels Baseball Foundation annually host Angels Youth Clinics that are open to the public in the outfield at Angel Stadium or local park facilities. These events aim to teach the proper fundamentals of the game of baseball and softball, as well as the enjoyment that participating in the game can provide. These include events such as the JR42, Clemente Clinics and Play Ball Weekend to celebrate the work done by these baseball legends.

In addition, through a partnership with Major League Baseball and the Boys and Girls Clubs of America, the Angels Nike RBI League provides a free opportunity for 7-to-10-year-olds to play baseball as they learn important life skills. The Angels Nike RBI League concentrates on fundamentals and teamwork, while stressing the importance of citizenship and academics off the field.

Participants are provided with catcher's gear, bats, balls and helmets. The Angels Nike RBI League athletes also have an opportunity to attend the Angels Nike RBI Clinic, a special baseball and softball clinic in the outfield of Angel Stadium.





UNDER THE HALO

Back-2-School Event

In July 2024, the Angels Baseball Foundation hosted a Back-2-School Event at Angel Stadium. Over 800 children attended the event in which each student received Angels t-shirts, hoodies, new shoes and school supplies. Everyone in attendance had the opportunity to walk on the field and visit the dugout, while also receiving necessary items for the upcoming school year. In addition, each family left with a bag of fresh groceries and produce, courtesy of Second Harvest Food Bank.



Science of Baseball Showcase, presented by Toyota

In the Fall of 2024, the Angels and Science of Sport hosted 250 local 4th grade students at Angel Stadium for the Science of Baseball Showcase. Students had the opportunity to learn and participate in different STEM-themed baseball activities throughout the day. Students and teachers also received workbooks and training from the team to continue their lessons in the classroom and at home.

Making Wishes Come True

The Angels have joined forces with Make-A-Wish Foundation and other wish organizations to help grant the wishes of children with life-threatening medical conditions. Throughout the season, the Angels are pleased to have Wish Kids and their families as guests to enjoy an experience that uses baseball to provide encouragement and joy amidst a difficult journey.



Going to Bat Against Breast Cancer

The Angels annually join Major League Baseball and Susan G. Komen for the Cure on Mother's Day to raise awareness and funding for the fight against breast cancer. Players, coaches and umpires throughout the league support the cause by wearing pink wristbands and pink ribbons on their uniforms. Many players also choose to play with special pink bats on Mother's Day and the Angels celebrate a breast cancer survivor on the field during the pregame ceremony.

Father's Day Home Run Challenge

The Angels and Major League Baseball are committed to the fight against prostate cancer. 2025 will mark the 26th year of the Home Run Challenge to raise money for the cure of prostate cancer and will take place near Father's Day weekend with events scheduled at stadiums across the nation.



Hospital Visits

Throughout the season, Angels players and their significant others make visits to children's hospitals in the community to lift the spirits of the patients and their families. The players and coaches make special appearances to distribute Angels items, sign autographs and spend time with the children and their families.

Strike Force Visits

The Angels Strike Force is an interactive group that contributes to fan experience at Angels Baseball home games. In addition to their game day presence, members of the Angels Strike Force help with Angels community efforts by making special appearances at various events. Some of these appearances include Angels RBI, Angels Baseball Foundation events, Rally Readers, library visits, hospital visits and Adopt-A-School assemblies.



Furthermore, the Angels work together with numerous community partners including: The Anaheim Family YMCA, Project Access, OC Rescue Mission and more. The Angels Families have also taken an active role in the community throughout the season by contributing their time and efforts toward numerous charitable organizations. Many of the players, wives, and significant others organize their own events as well to benefit both the Angels Baseball Foundation and causes personal to them.



GET INVOLVED WITH THE ANGELS AND THE ANGELS BASEBALL FOUNDATION:

Personalized Bricks

Fans can purchase a brick, inscribe their name or a message on it and become a permanent fixture of Angel Stadium. All proceeds from the bricks go directly to the Angels Baseball Foundation. Visit angels.com/bricks for more information.

Stadium Messages

The Angels post birthday, anniversary, congratulations and welcome messages during games on the Angel Stadium video boards. With a donation per message, fans have the opportunity to share their messages with all those in attendance. All donations go to the Angels Baseball Foundation. Visit angels.com/messages for more information.





Stadium Tours

The “Behind-The-Scenes” tour of Angel Stadium is both an enjoyable and educational experience. Attendees are invited to view areas that are normally restricted to the public. The complete tour includes a visit to the press box, visitor’s clubhouse, bullpen, dugout and Angel Stadium’s suites. Tours of the stadium are available year round and all donations support the Angels Baseball Foundation. Visit angels.com/tours for more information.




Angels Online Donations

The Angels are happy to help numerous charitable organizations in Southern California that are dedicated to making a difference in our community. To help support these organizations, the Angels regularly donate various autographed items to be used for fundraising auctions. Through the Community Ticket Program, the Angels also distribute thousands of free tickets to non-profits in our region. To request a donation from the Angels please visit angels.com/donations.

ANGELS BASEBALL FOUNDATION

The Angels Baseball Foundation, together with the Los Angeles Angels, are responsible for the distribution of over \$25 million since its inception in 2004. The Foundation Board is comprised of President Dennis Kuhl, Vice President Nicole Moreno, Arte & Carole Moreno, Chip Carey and Secretary and Treasurer Molly Jolly.



MANAGER AND COACHES





MANAGER

RON WASHINGTON



37

BORN: APRIL 29, 1952
BIRTHPLACE: NEW ORLEANS, LA
APPOINTED: NOV. 8, 2023

OPENING DAY AGE: 72
RESIDES: NEW ORLEANS, LA

MANAGERIAL AND COACHING HIGHLIGHTS

- ◆ Begins second season as manager of the **Angels**...Named the 20th field manager in franchise history on Nov. 8, 2023.
- ◆ Embarking on 54th season in professional baseball, 35th as a coach (30th as a Major League coach) and 10th as a manager.
- ◆ Enters **2025** with a lifetime 727-710 (.506) managerial record between the **Texas Rangers** (2007-14) and Angels (2023)... Guided the Rangers to back-to-back World Series berths in **2010** and **2011**...His Texas Clubs finished in first or second place in the A.L. West in six consecutive seasons (2008-13).
- ◆ 727 wins rank 10th among active managers...Remains the winningest manager in Rangers history.
- ◆ Joined the Angels staff after spending the previous seven seasons (**2017-23**) as Atlanta's third base coach, including the Braves 2021 World Series title...Also worked with Braves infielders during tenure...Under tutelage, Freddie Freeman and Dansby Swanson won first career Rawlings Gold Gloves while Ozzie Albies and Josh Donaldson were finalists at their respective positions.
- ◆ Spent the **2015** and **2016** seasons as a coach for the Oakland A's...Joined the staff May 21, 2015 as a Major League coach before assuming third base coaching role Aug. 24, a position he held for the 2016 season.
- ◆ Managed the American League All-Star Teams in 2011 (Phoenix) and 2012 (Kansas City)...In 2011, became first Rangers manager to serve in that role...Was Mike Trout's first All-Star Game Manager (2012)...Also served as a coach for the A.L. All-Stars in 2007 under manager Jim Leyland.

COACHING HISTORY

| | |
|---------|--|
| 2024- | Angels Manager |
| 2017-23 | Braves Third Base Coach |
| 2015-16 | A's Third Base Coach |
| 2015 | A's Special Instructor |
| 2007-14 | Rangers Manager |
| 1997-06 | A's Third Base Coach |
| 1996 | A's First Base Coach |
| 1995 | Triple-A Norfolk (NYM) Hitting Coach |
| 1993-94 | Single-A Capital City (NYM) Manager |
| 1991-92 | Triple-A Tidewater (NYM) Hitting Coach |

MANAGERIAL YEARLY SUMMARY

2024

- ◆ Returned to managing for the first time since 2014...Club posted a 63-99 record (.389), finishing in fifth place in A.L. West (-25.5 behind HOU).

2014

- ◆ In eighth season with Rangers, Club went 53-87 before stepping down as manager Sept. 5, 2014
- ◆ Finished Texas tenure with a 664-611 (.521) record, the most wins by a manager in Rangers history.

2013

- ◆ Helped Rangers to a 91-72 (.558) record and a second place finish in the A.L. West...Marked fourth straight 90-win season and sixth straight first or second place finish in A.L. West.
- ◆ Rangers lost game 163 on Oct. 1 vs. Tampa Bay, a tiebreaker...Club became first team to win 91 games and not make postseason since 2005 (Cleveland, 93-69)...Marked just the second time in club history to not to make the postseason in a 90-win season (also, 1977).
- ◆ Win on Aug. 4 at Oakland was career no. 582, breaking a tie with Bobby Valentine for most managerial wins in Rangers history.



RON WASHINGTON



2012

- ◆ During sixth season as manager, Club went 93-69 (.574), finishing second in the division and capturing a Wild Card berth...Marked third straight postseason appearance for Rangers.
- ◆ At the time, 93 wins were the fourth-most in franchise history.
- ◆ Lost to the Baltimore Orioles (5-1) in A.L. Wild Card Game at Rangers Ballpark in Arlington.
- ◆ Managed the American League All-Star team for the second straight season...A.L. defeated N.L. 8-0...Was Mike Trout's first All-Star Game Manager.

2011

- ◆ Led Rangers to second straight World Series appearance in fifth season as manager...Club fell to the Cardinals in deciding Game 7 at Busch Stadium.
- ◆ Finished the regular season with a 96-66 record, the most wins in franchise history...Won second consecutive A.L. West title by franchise-record 10.0 games and the fifth division title in club history.
- ◆ Managed the American League All-Star Teams in Phoenix...A.L. lost to N.L. 5-1...Became first Rangers manager to serve in that role.
- ◆ Also served as a coach for the A.L. All-Stars in 2007 under manager Jim Leyland.

2010

- ◆ In fifth season as manager, guided Rangers to first World Series appearance in franchise history...Dropped series 4-1 against the Giants.
- ◆ Posted a 90-72 regular season record, the fourth 90-win season in franchise history...Marked the Club's first division title and postseason berth since 1999.
- ◆ Finished second in A.L. Manager of the Year voting (Ron Gardenhire, MIN).
- ◆ Rangers OF Josh Hamilton was named A.L. Most Valuable Player.

2009

- ◆ Club finished the season at 87-75, an eight-win improvement from 2008...87 wins were the most since 2004 (89 wins) and second most since 1999...Finished second in the division, 10 games behind the Angels.
- ◆ Finished T4th in A.L. Manager of the Year voting (Mike Scioscia, LAA).

2008

- ◆ Managed a club that overcame a 9-17 start to finish in second place in the division (-21 GB, LAA).

2007

- ◆ In first season as a big league manager, Rangers posted a 75-87...From April 25 - Aug. 5, the Rangers were the 3rd-best team in the majors (53-38, .582).

PLAYING CAREER

- ◆ Played in 564 career big league games across parts of 10 seasons...Finished career with a .261 (414/1586) average with 190 runs scored, 65 doubles, 22 triples, 30 home runs, 146 RBI and 28 stolen bases...Saw action with the Dodgers, Twins, Orioles, Indians and Astros at the Major League level...Defensively, appeared in 372 games at shortstop, 111 games at second base, 43 games at third base, four games in the outfield and one game at first base...Made MLB debut with Dodgers in 1977; despite hitting .368 in 10 games, did not return to Majors until 1981 with Minnesota...In 1982, established career highs in nearly every category with Twins, batting .271 with five home runs, 122 hits, 48 runs and 39 RBI...Originally signed by Kansas City as an amateur free agent, July 17, 1970 as a catcher out of the Royals Baseball Academy.

PERSONAL/MISC

- ◆ Ronald Washington...Wife, Gerry reside in New Orleans in the offseason...Couple was married Sept. 16, 1972.
- ◆ Native of New Orleans and attended John McDonogh High School in 1970...Played baseball and football...Attended Manatee Junior College in Bradenton, FL...Honored by high school Feb. 3, 2009 in what was declared "Ronald Washington Day" in the City of New Orleans.
- ◆ Participated in MLB's Advancing Bases event during the 2023 Winter Meetings...Event focused on adding diversity to baseball...Was a guest speaker at MLB's 2024 DREAM Series at Tempe Diablo Stadium...Received 2010 Martin Luther King, Jr. Special Achievement Award...Named 2011 Focus Award for Commitment to Healthy Lifestyle by Near Southeast Community Dev. Corp...was honorary chair for the New Orleans Golf Tournament to raise funds for the local RBI program...Inducted into Texas Black Sports Hall of Fame Dec. 11, 2010...Has been honored with the Sam Lacy Pioneer Award by National Association of Black Journalists.



MANAGER

RON WASHINGTON

WASHINGTON'S MANAGERIAL RECORD

| Year | Club | League | Won | Lost | Pct. | Finish | Postseason |
|---------------------------------|--------------|----------------|-----|------|------|--------|------------------------------|
| 1993 | Capital City | South Atlantic | 64 | 77 | .454 | 6th | None |
| 1994 | Capital City | South Atlantic | 60 | 75 | .437 | 5th | None |
| 2007 | TEXAS | American | 75 | 87 | .463 | 4th | None |
| 2008 | TEXAS | American | 79 | 83 | .488 | 2nd | None |
| 2009 | TEXAS | American | 87 | 75 | .537 | 2nd | None |
| 2010 | TEXAS | American | 90 | 72 | .537 | 1st | Lost in World Series |
| 2011 | TEXAS | American | 96 | 66 | .593 | 1st | Lost in World Series |
| 2012 | TEXAS | American | 93 | 69 | .574 | 2nd | Lost in Wild Card Game |
| 2013 | TEXAS | American | 91 | 72 | .558 | 2nd | Lost in Wild Card Tiebreaker |
| 2014 | TEXAS | American | 53 | 87 | .379 | - | - |
| 2024 | ANGELS | American | 63 | 99 | .389 | 5th | None |
| MAJOR LEAGUE TOTALS (9 seasons) | | | 727 | 710 | .506 | | |
| MINOR LEAGUE TOTALS (2 seasons) | | | 124 | 152 | .449 | | |

WASHINGTON'S MANAGERIAL RECORD IN PLAYOFFS

| Year | Match Up | Series | Won | Lost | Pct. |
|----------------|-------------|--------|-----|------|------|
| 2010 | TEX vs. TB | ALDS | 3 | 2 | .600 |
| | TEX vs. NYY | ALCS | 4 | 2 | .667 |
| | TEX vs. SF | WS | 1 | 4 | .200 |
| 2011 | TEX vs. TB | ALDS | 3 | 1 | .750 |
| | TEX vs. DET | ALCS | 4 | 2 | .667 |
| | TEX vs. STL | WS | 3 | 4 | .429 |
| | TEX vs. BAL | ALWC | 0 | 1 | .000 |
| PLAYOFF TOTALS | | | 18 | 16 | .529 |

WASHINGTON'S MAJOR LEAGUE PLAYING RECORD

| Year | Club | AVG | G | AB | R | H | 2B | 3B | HR | RBI | BB | SO | SB |
|-------------------------|------|------|------|------|-----|------|-----|----|----|-----|-----|-----|-----|
| 1977—LOS ANGELES (N.L.) | | .368 | 10 | 19 | 4 | 7 | 0 | 0 | 0 | 1 | 0 | 2 | 1 |
| 1981—MINNESOTA | | .226 | 28 | 84 | 8 | 19 | 3 | 1 | 0 | 5 | 4 | 14 | 4 |
| 1982—MINNESOTA | | .271 | 119 | 451 | 48 | 122 | 17 | 6 | 5 | 39 | 14 | 79 | 3 |
| 1983—MINNESOTA | | .246 | 99 | 317 | 28 | 78 | 7 | 3 | 4 | 26 | 22 | 50 | 10 |
| 1984—MINNESOTA | | .294 | 88 | 197 | 25 | 58 | 11 | 5 | 3 | 23 | 4 | 31 | 1 |
| 1985—MINNESOTA | | .274 | 70 | 135 | 24 | 37 | 6 | 4 | 1 | 14 | 8 | 15 | 5 |
| 1986—MINNESOTA | | .257 | 48 | 74 | 15 | 19 | 3 | 0 | 4 | 11 | 3 | 21 | 1 |
| 1987—BALTIMORE | | .203 | 26 | 79 | 7 | 16 | 3 | 1 | 1 | 6 | 1 | 15 | 0 |
| 1988—CLEVELAND | | .256 | 69 | 223 | 30 | 57 | 14 | 2 | 2 | 21 | 9 | 35 | 3 |
| 1989—HOUSTON | | .143 | 7 | 7 | 1 | 1 | 1 | 0 | 0 | 0 | 0 | 4 | 0 |
| MAJORS TOTALS | | .261 | 564 | 1586 | 190 | 414 | 65 | 22 | 20 | 146 | 65 | 266 | 28 |
| MINOR TOTALS | | .280 | 1321 | 4806 | 667 | 1344 | 213 | 70 | 70 | 543 | 277 | 799 | 271 |

ANGELS MANAGERIAL RECORDS

| Years | Manager | W | L | PCT | Years | Manager | W | L | PCT |
|---------|-----------------|-----|-----|------|---------|--------------------|------|------|------|
| 1961-69 | Rigney, Bill | 625 | 707 | .469 | 1991-94 | Rodgers, Buck | 140 | 173 | .447 |
| 1969-71 | Phillips, Lefty | 222 | 225 | .497 | 1992 | Wathan, John# | 39 | 50 | .438 |
| 1972 | Rice, Del | 75 | 80 | .484 | 1992 | Lachemann, Marcel# | 3 | 1 | .750 |
| 1973-74 | Winkles, Bob | 109 | 127 | .462 | 1994 | Knoop, Bobby# | 1 | 1 | .500 |
| 1974 | Herzog, Whitey# | 2 | 2 | .500 | 1994-96 | Lachemann, Marcel | 160 | 170 | .485 |
| 1974-76 | Williams, Dick | 147 | 194 | .431 | 1996 | McNamara, John# | 10 | 18 | .357 |
| 1976-77 | Sherry, Norm | 76 | 71 | .517 | 1996 | Maddon, Joe# | 8 | 14 | .364 |
| 1977-78 | Garcia, Dave | 60 | 67 | .472 | 1997-99 | Terry Collins | 214 | 235 | .477 |
| 1978-81 | Fregosi, Jim | 237 | 248 | .489 | 1999 | Maddon, Joe# | 19 | 10 | .655 |
| 1981-82 | Mauch, Gene | 122 | 103 | .542 | 2000-18 | Scioscia, Mike | 1650 | 1428 | .536 |
| 1983-84 | McNamara, John | 151 | 173 | .466 | 2019 | Ausmus, Brad | 72 | 90 | .444 |
| 1985-87 | Mauch, Gene | 257 | 229 | .529 | 2020-22 | Maddon, Joe | 130 | 148 | .468 |
| 1988 | Rojas, Cookie | 75 | 79 | .487 | 2022-23 | Nevin, Phil## | 46 | 60 | .434 |
| 1988 | Stubing, Moose# | 0 | 8 | .000 | 2024- | Washington, Ron | 63 | 99 | .389 |
| 1989-91 | Rader, Doug | 232 | 216 | .518 | | | | | |

- Interim Manager
- Interim Manager (interim manager in 2022 and full-time in 2023)

JASON BROWN



93

BORN: MAY 22, 1974
BIRTHPLACE: LONG BEACH, CA
APPOINTED: NOV. 6, 2019

OPENING DAY AGE: 49
RESIDES: PALOS VERDES, CA

COACHING HIGHLIGHTS

- ◆ **2025** marks the Southern California native's sixth season with **Angels** as a bullpen catcher...Prior to joining Halos, spent prior two seasons (**2018-19**) as **Yankees** catching coach...In **2017**, was New York's Major League Coaching Assistant and Bullpen Catcher...Made professional coaching debut as Bullpen and Catching Coach for Triple-A Scranton/Wilkes-Barre in **2015** and **2016**...Was an assistant coach for Orleans Firebirds of the Cape Cod League from **2009-14**...Returned to alma mater, USC, in **2012** as an assistant coach...Spent three seasons (**2009-11**) as a varsity assistant coach at Palos Verdes High School (40 miles from Angel Stadium).

PLAYING CAREER & MISC

- ◆ Pitched to Shohei Ohtani during the 2021 Home Run Derby at Coors Field.
- ◆ Signed by Dodgers as a non-drafted free agent in May 1997 and went on to play 12 minor league seasons (1997-08)...Saw action in Dodgers, Devil Rays, Marlins, Pirates, Expos and Yankees systems, reaching as high as Triple-A...Spent majority of playing time at catcher...Attended University of Southern California...Posted a career .311 average with the Trojans with 14 home runs and 77 RBI...Earned All-Pac 10 honorable mention as a senior in 1997...Was member of 1995 Trojans team that made its first trip to College World Series since 1978.

MINOR LEAGUE PLAYING RECORD

| Years | AVG | G | AB | R | H | 2B | 3B | HR | RBI | BB | SO | SB |
|-------|------|-----|------|-----|-----|-----|----|----|-----|-----|-----|----|
| 12 | .239 | 609 | 1899 | 200 | 454 | 105 | 6 | 44 | 240 | 152 | 509 | 2 |





STAFF ASSISTANT
TIM BUSS



95

BORN: AUG. 28, 1972
BIRTHPLACE: DODGEVILLE, WI
APPOINTED: NOV. 6, 2019

OPENING DAY AGE: 51
RESIDES: CHANDLER, AZ

COACHING HIGHLIGHTS

- ◆ Returns for sixth season with the **Angels** and fourth as Coaching Assistant...Held the title of Quality Assurance Coach during the **2020** and **2021** seasons...Joined the Angels following 18 seasons (**2001-19**) as the Head Strength and Conditioning Coach for the **Cubs**...During his 18-year tenure, worked under Cubs managers Don Baylor, Dusty Baker, Mike Quade, Dale Sveum, Rick Renteria and Joe Maddon...Spent the **2000** season working in the Dodgers organization as Strength and Conditioning Coach for Single-A San Bernardino and the Club's Instructional League team... Began his career in professional baseball in the **1998** and **1999** seasons with the Cubs spring and Instructional League camps as well as strength and conditioning coach at Triple-A Iowa.

MISC

- ◆ Member of the National Strength and Conditioning Association and the International Fitness Professionals Association...Received his associate degree from Ellsworth Community College in Iowa Falls, IA and a bachelor's degree in physical education from Iowa Wesleyan College.



BARRY ENRIGHT




84

BORN: MARCH 30, 1986
BIRTHPLACE: STOCKTON, CA
APPOINTED: NOV. 20, 2023

OPENING DAY AGE: 37
RESIDES: SCOTTSDALE, AZ

COACHING HIGHLIGHTS

- ◆ **2025** marks second season as **Angels** pitching coach... In **2024**, saw Club's pitching staff improve in several categories compared to 2023, including ERA, BAA, WHIP, runs allowed and walks...Joined the Halos prior to the 2024 season following two years (**2022-23**) as the **Diamondbacks** assistant Major League pitching coach/Minor League pitching coordinator...Prior to joining the big league staff, served as a pitching coach for three seasons (**2019-21**) in Arizona's minor league system: **2021** with Low-A Visalia, **2020** with Single-A Kane County (no minor league season) and **2019** with Single-A Hillsboro...The 2019 Hillsboro Hops captured the Northwest League Championship after the Club led league with a 2.87 ERA and a 1.181 WHIP...Spent 2020 campaign as a coach at Arizona's Alternate Training Site.



PLAYING CAREER & MISC

- ◆ Appeared in 31 Major League games over parts of four big league seasons with the Diamondbacks (2010-11) and Angels (2012-13)...Registered a 7-13 career mark with a 5.57 ERA (148.2 IP - 92 ER)...Made Major League debut June 30, 2010 at St. Louis...Would go on to make 17 starts during rookie campaign, going 6-7 with a 3.91 ERA (99 IP - 43 ER)...Also appeared in the Mexican League, Mexican Pacific Winter League and Venezuelan Winter League from 2014-2018...Saw action in the minor league systems for the Phillies (2014), Dodgers (2014), Rockies (2017) and Padres (2017) before returning to the D-backs system in 2018...Attended Pepperdine University (Malibu, CA), where he ranked second in Waves' history and was tied for fourth in West Coast Conference with a 35-8 career record...Earned third team All-America honors after his junior year by Collegiate Baseball as well as earning Freshman All-America and WCC Freshman of Year honors in 2005...2004 graduate of St. Mary's High School in Stockton (CA)...Inducted into the Stockton Athletic Hall of Fame in 2019...Named First-Team All-State in baseball and football as a senior in high school, including throwing for 2,572 yards and 27 touchdowns...Originally drafted in second round of the 2007 draft by Arizona.

MAJOR LEAGUE PITCHING RECORD

| Years | W-L | ERA | G | GS | CG | SHO | SV | IP | H | R | ER | BB | SO |
|-------|------|------|----|----|----|-----|----|-------|-----|----|----|----|----|
| 4 | 7-13 | 5.57 | 31 | 26 | 0 | 0 | 0 | 148.2 | 166 | 92 | 92 | 52 | 76 |



ASSISTANT PITCHING COACH

SAL FASANO

90

BORN: AUG. 10, 1971
BIRTHPLACE: CHICAGO, IL
APPOINTED: NOV. 7, 2024

OPENING DAY AGE: 53
RESIDES: MINOOKA, IL

COACHING HIGHLIGHTS

- ◆ Returns to **Angels** organization in **2025** as assistant pitching coach after serving seven seasons as **Braves** catching coach...Also worked closely with Braves pitching coach Rick Kranitz on game preparations...Prior to stint with Atlanta, served as the Angels Double-A Mobile Manager in **2017**, seeing the Club post a 64-75 record and a fourth place finish in the Southern League's South Division...Spent **2015-16** as a Minor League Pitching Coordinator and **2013-14** as Minor League Catching Coordinator for **Blue Jays**...Managed Double-A **New Hampshire** in Toronto system from **2011-12**...Led Fisher Cats to Eastern League Championship in 2011 and earned Eastern League Manager of the Year honors...Managed Travis d'Arnaud in 2011, who won Eastern League MVP...Began minor league managerial career in **2010** with Single-A **Lansing** and led Lugnuts to a 70-69 record.

PLAYING CAREER & MISCS

- ◆ Professional playing career spanned 16 seasons (1993-2009), including 11 in the Majors with Royals (1996-99, 2001), Athletics (2000-01), Rockies (2001), Angels (2002), Orioles (2005), Phillies (2006), Yankees (2006), Blue Jays (2007) and Indians (2008)...Appeared in two games for Angels in 2002 after being acquired at trade deadline; did not appear in postseason during Angels World Series title run...During tenure with Philadelphia, his distinctive Fu Manchu mustache led to a cult following from Phillies fans and the formation of a popular fan club known as Sal's Pals...In 427 career Major League games, batted .221 with 47 home runs and 140 RBI, while posting a 31% caught stealing rate for his career as a catcher...On June 4, 2000 for Oakland, hit a deep home run to left-center field which broke the window of a suite at the Oakland Coliseum.

MAJOR LEAGUE PLAYING RECORD

| Years | AVG | G | AB | R | H | 2B | 3B | HR | RBI | BB | SO | SB |
|-------|------|-----|------|-----|-----|----|----|----|-----|----|-----|----|
| 11 | .221 | 427 | 1109 | 136 | 245 | 49 | 0 | 47 | 140 | 72 | 327 | 2 |

MANAGERIAL RECORD

| Year | Club | League | Won | Lost | Pct. | Finish | Postseason |
|---------------------------------|---------------|----------|-----|------|------|--------|------------------|
| 2010 | Lansing | Midwest | 70 | 69 | .504 | 4th | None |
| 2011 | New Hampshire | Eastern | 77 | 65 | .542 | 1st | Won League Title |
| 2011 | New Hampshire | Eastern | 61 | 81 | .430 | 6th | None |
| 2017 | Mobile | Southern | 54 | 75 | .430 | 4th | None |
| MINOR LEAGUE TOTALS (4 seasons) | | | 272 | 290 | .484 | | |

LONGEST HOME RUNS HIT AT ANGEL STADIUM SINCE 2015

| Player | Date | Distance (ft.) |
|-----------------|----------------|----------------|
| Shohei Ohtani | June 30, 2023 | 493 |
| Joey Gallo | Sept. 17, 2017 | 490 |
| Mike Trout | May 18, 2019 | 473 |
| Mike Trout | July 12, 2019 | 471 |
| Shohei Ohtani | June 8, 2021 | 470 |
| Carlos Correa | Sept. 12, 2015 | 469 |
| Jonathan Schoop | May 23, 2019 | 467 |

RYAN GOINS



89

BORN: FEB. 13, 1988
BIRTHPLACE: TEMPLE, TX
APPOINTED: NOV. 13, 2023

OPENING DAY AGE: 37
RESIDES: LEANDER, TX

COACHING HIGHLIGHTS

- ◆ Eight-year Major League veteran returns for second season in **2025** as the Club's infield coach...**2024** marked first stint as a big league coach after retiring following the **2023** campaign...During first season, saw Angel infielders collect 23 more defensive runs saved compared to the 2023 campaign.

PLAYING CAREER & MISC

- ◆ Played in parts of eight Major League seasons for the Blue Jays (2013-17), Royals (2018) and White Sox (2019-20)...In 555 big league games, hit .228 (353/1545) with 71 doubles, 12 triples, 22 home runs, 158 RBI and 154 runs scored...Enjoyed finest season in 2017 with Blue Jays when he set career highs in hits (99), doubles (21), home runs (9), RBI (62) and stolen bases (3)...On Sept. 30, 2015, became the first Blue Jays shortstop in franchise history to record a five-hit game...Hit first career postseason home run October 19, 2015 vs. KC...Marked first Blue Jay player to bat ninth and hit a postseason home run and joined Roberto Alomar as the only Jay second baseman to hit a home run in the playoffs...In 2014, finished 2nd in fielding percentage (min. 55 G) among second baseman at .995, trailing only Dustin Pedroia (.997)...Made MLB debut on Aug. 23, 2013 at Houston, going 2-for-4 with a double...Began big league career with an eight-game hit streak (August 23 - 31, 2013) tying the club record set by Jesse Barfield in 1981 for longest hit streak by a rookie to begin their major league career...Attended Dallas Baptist University, where he played three seasons as an infielder and pitcher...Slugged .672 in his career, a school record...Prepped at Stony Point HS (Round Rock, TX)...Originally drafted by the Toronto Blue Jays in the fourth round of the 2009 draft out of Dallas Baptist University.

MAJOR LEAGUE PLAYING RECORD

| Years | AVG | G | AB | R | H | 2B | 3B | HR | RBI | BB | SO | SB |
|-------|------|-----|------|-----|-----|----|----|----|-----|-----|-----|----|
| 8 | .228 | 555 | 1545 | 154 | 353 | 71 | 12 | 22 | 158 | 108 | 371 | 6 |

ANGEL STADIUM GROUND RULES

DUGOUT AND PHOTOGRAPHERS AREAS

- Ball striking any forward facing green padded dugout or photographer well railing and rebounding onto playing field: In Play.
- Ball striking or resting on padded flat area at the home plate end of both dugouts is considered in the dugout: Out of Play. (Fielder is permitted to lean on or over this area in an attempt to field the ball.)

OUTFIELD AREA

- The netted extension from the foul pole to the top of the outfield wall is treated as part of the foul pole:
 - Ball in flight striking extension: Home Run
 - Ball striking the top of the outfield wall in fair territory then extension: Home Run
 - Bounding ball (off of the playing surface) striking the extension: Two Bases
- Ball in flight striking higher wall at a point above the lower wall and continuing over the lower wall in fair territory: Home Run
- Ball striking yellow square at top of outfield wall adjacent to the left field bullpen gate: In Play
 - Ball in flight striking vertical fence support above yellow square at top of outfield wall adjacent to the left field bullpen gate: Home Run
 - Fair bounding ball striking vertical fence support above yellow square at top of outfield wall adjacent to the left field bullpen gate: Out of Play, Two Bases
- Ball in flight striking beyond the yellow line, including the video board, in right field: Home Run



BULLPEN COACH

STEVE KARSAY



86

BORN: MARCH 24, 1972
 BIRTHPLACE: FLUSHING, NY
 APPOINTED: NOV. 28, 2023

OPENING DAY AGE: 53
 RESIDES: SCOTTSDALE, AZ

COACHING HIGHLIGHTS

- ◆ **2025** represents second season as the Angels Bullpen Coach...From June 17 through the end of the **2024** season, Angels relief pitchers ranked second in the Majors in ERA (2.91) and led the Majors in BAA (.206)...Overall, Halo relief core finished the campaign with the third-best BAA in the A.L...2024 also saw Carlos Estévez win A.L. Reliever of the Month in June, the first such award for an Angel since 2021...2024 marked first season in a Major League coaching role since 2021...Spent the **2019-21** seasons as the Milwaukee **Brewers** bullpen coach...During final campaign with the Brewers, Milwaukee relievers ranked third in the N.L. in strikeouts (712), fourth in saves (44) and BAA (.226) and paced the Majors in SO/9 (10.89)...In **2020**, Brewers relief corps led the National League in strikeouts for the second straight season with 304...Additionally, saw Devin Williams register an 0.33 ERA (27 IP - 1 ER) in 22 relief outings...In **2019**, Milwaukee relief pitchers led the N.L. with 304 strikeouts while Josh Hader's 37 saves ranked second in the N.L. and tied for third in the Majors...Prior to joining the Brewers, spent seven seasons (**2012-18**) as a pitching coach in the **Cleveland** organization: Rookie Arizona (**2012**), Single-A Lake County (**2013** and **2015**), Single-A Carolina (**2014**) and Triple-A **Columbus** (2016-18).

PLAYING CAREER & MISC

- ◆ 11-year Major League veteran, posted a 32-39 lifetime record with a 4.01 ERA (603.1 IP - 269 ER) and 41 saves in 357 games with the A's (1993-94, 1997 and 2006), Indians (1998-2001), Braves (2001), Yankees (2002, 2004-05) and Rangers (2005)...Appeared in 78 games with the Yankees in 2002, which at the time were the second most relief appearances in franchise history behind his 2002 teammate Mike Stanton's 79...Pitched in the postseason in 1999, 2001 and 2002...Originally drafted by Toronto in the first round (22nd overall) of the 1990 draft...Traded by Toronto to Oakland in July 1993 as part of deal for Rickey Henderson...Prepped at Christ the King HS (Queens, NY).

MAJOR LEAGUE PITCHING RECORD

| Years | W-L | ERA | G | GS | CG | SHO | SV | IP | H | R | ER | BB | SO |
|-------|-------|------|-----|----|----|-----|----|-------|-----|-----|-----|-----|-----|
| 11 | 32-39 | 4.01 | 357 | 40 | 1 | 0 | 41 | 603.1 | 636 | 289 | 269 | 199 | 158 |

WHAT A RELIEF

Notable Angels Bullpens...

| CATEGORY | TOTAL | YEAR |
|-----------------|-------|------|
| Lowest ERA | 2.67 | 1971 |
| Most Strikeouts | 764 | 2019 |
| Fewest Hits | 282 | 1972 |
| Lowest BAA | .219 | 2002 |
| Opponent OPS | .619 | 1971 |
| WHIP | 1.20 | 2002 |
| Saves | 66 | 2008 |
| Save Percentage | 84.8% | 1969 |
| K/9 | 9.51 | 2017 |

TIM LAKER



83

BORN: NOV. 27, 1969
 BIRTHPLACE: ENCINO, CA
 APPOINTED: NOV. 21, 2023

OPENING DAY AGE: 55
 RESIDES: SIMI VALLEY, CA

COACHING HIGHLIGHTS

- ◆ Joined the **Angels** coaching staff as Offensive Coordinator prior to the 2024 season...Works alongside hitting coach Johnny Washington...Spent previous two seasons (**2022-23**) as a roving hitting coordinator for the **Dodgers**...From **2019-21**, served as **Mariners** hitting coach...In 2020, saw Kyle Lewis capture the A.L. Rookie of the Year after batting .262 with three doubles, 11 home runs and 28 RBI in 58 games...In first season with Seattle, Mariners hitters connected for 63 more home runs and scored 81 more runs over previous season (176 HR, 677 R in 2018 to 239 HR, 758 R in 2019)...Spent the **2017** and **2018** campaigns as **Diamondbacks** assistant hitting coach...Prior to joining Arizona, spent 10 seasons as a minor league coach in various roles with the **Indians**, **Mariners** and **White Sox**...Spent the **2016** season as the hitting coach for Cleveland's Double-A Akron...From 2011-15, served in multiple roles with the White Sox: minor league hitting instructor in **2015**, minor league hitting coordinator from **2012-14** and hitting coach with Triple-A Charlotte in 2011...Managed Seattle's Double-A West Tennessee in **2010** to a 73-66 record and an appearance in the Southern League playoffs...Began his coaching career with Cleveland in **2007**, spending the campaign as the manager of Single-A Mahoning Valley and the **2008-09** seasons as the Indians minor league catching coordinator.

PLAYING CAREER & MISC

- ◆ Appeared in parts of 11 Major League seasons as a catcher for Montreal (1992-95), Baltimore (1997), Tampa Bay (1998, 2005), Pittsburgh (1998-99) and Cleveland (2001-04, 2006)...Hit .226 (147/651) with 11 home runs and 79 RBI in 281 games.
- ◆ Attended Simi Valley HS (Simi Valley, CA) and played collegiately at Oxnard Community College (Oxnard, CA)...Originally was drafted by the Kansas City Royals in the 49th round of the 1987 draft but did not sign...Drafted in the 6th round of the 1988 draft by Montreal.

MAJOR LEAGUE PLAYING RECORD

| Years | AVG | G | AB | R | H | 2B | 3B | HR | RBI | BB | SO | SB |
|-------|------|-----|-----|----|-----|----|----|----|-----|----|-----|----|
| 11 | .226 | 281 | 651 | 66 | 147 | 28 | 2 | 11 | 79 | 44 | 162 | 5 |


MANAGERIAL RECORD

| Year | Club | League | Won | Lost | Pct. | Finish | Postseason |
|---------------------------------|-----------------|---------------|-----|------|------|--------|----------------|
| 2007 | Mahoning Valley | New York-Penn | 37 | 37 | .500 | 2nd | None |
| 2010 | West Tennessee | Southern | 73 | 66 | .525 | 2nd | Lost in finals |
| MINOR LEAGUE TOTALS (2 seasons) | | | 110 | 103 | .516 | | |



BENCH COACH

RAY MONTGOMERY



81

BORN: AUG. 8, 1969

BIRTHPLACE: BRONXVILLE, NY

APPOINTED: JAN. 6, 2022

OPENING DAY AGE: 55

RESIDES: SIMSBURY, CT

COACHING HIGHLIGHTS

- ◆ **2025** represents fifth season in the **Angels** organization and fourth as bench coach...During **2022** season, was Angels acting manager for eight games (3-5) while Phil Nevin served a suspension... Served as the Club's Director, Player Personnel in **2021**...Spent six seasons (**2015-20**) with the **Brewers**, his second stint with the organization...Held title of Vice President and Special Assistant to the General Manager...Served as lead evaluator across the entire spectrum of baseball operations, including professional, international and amateur scouting...From **2011-14**, was the **Diamondbacks** Director of Scouting...Originally joined the Brewers organization in **2002** as an area scout until he was named Milwaukee's Midwest region crosschecker (**2007-10**).

PLAYING CAREER & MISC

- ◆ Veteran of 12 professional seasons (1990-21) which included parts of three Major League campaigns with the Astros (1996-98)...Originally selected in the 13th round by Houston in the 1990 Draft...Former outfielder also played in the Pirates (1999-2000) and Mets (2001) organizations... Was a First-Team All-American at Fordham University in 1990...Inducted into the university's Hall of Fame in 1999...He and wife, Daniela, have two children: Jack and Emma.

MAJOR LEAGUE PLAYING RECORD

| Years | AVG | G | AB | R | H | 2B | 3B | HR | RBI | BB | SO | SB |
|-------|------|----|----|----|----|----|----|----|-----|----|----|----|
| 3 | .241 | 47 | 87 | 14 | 21 | 5 | 1 | 1 | 8 | 6 | 23 | 0 |



JERRY NARRON



87

BORN: JAN. 15, 1956
BIRTHPLACE: GOLDSBORO, NC
APPOINTED: NOV. 17, 2023

OPENING DAY AGE: 69
RESIDES: GOLDSBORO, NC

COACHING HIGHLIGHTS

- Enters third season in **Angels** organization and second as catching coach...**2025** represents his 30th overall on a Major League coaching staff...Catchers he has worked with as a coach include Hall-of-Famer Iván Rodríguez, Jason Varitek, Jonathan Lucroy and David Ross...In **2024**, saw Logan O'Hoppe finish fourth in the Majors in caught stealing and fourth in fielding percentage by a catcher (min. 1,000 innings)...Spent **2023** season as organization's minor league catching coordinator...Served as **White Sox** Major League Instructor in **2021** and **2022**...Managed five seasons with the **Rangers** (**2001-02**) and **Reds** (**2005-07**)...Served as a bench coach for 13 years with the **Orioles** (**1993**), **Red Sox** (**2003 & 2020**), **Reds** (**2004-05**), **Brewers** (**2011-15**) and **Diamondbacks** (**2017-19**)...Also served as a third base coach with the **Orioles** (**1994**) and **Rangers** (**1995-01**)...For full coaching history, see chart on the right.

PLAYING CAREER & MISC

- Originally selected by the Yankees in the sixth round of the 1974 First-Year Player Draft...Played 11 professional seasons including eight at the big league level...Hit .211 (177/840) with 21 home runs and 96 RBI in 392 big league games...Made debut April 13, 1979...First big league hit came off Hall of Famer Jim Palmer and first home run came against Hall of Famer Dennis Eckersley...Started the first game at catcher for the Yankees after Thurman Munson's passing.
- Played in parts of five seasons with the Angels (1983-87), including three games during the 1986 ALCS, going 1-for-2 with a walk and run scored.
- He and wife, Donna have seven children: Callie, Caitlyn, Clare, Cara, Chelsy, Connor and Hunter...Attended East Carolina University and prepped at Goldsboro HS (NC)...Son Connor played five minor league seasons with the Orioles and Brewers.

COACHING HISTORY

| | |
|---------|--|
| 2024- | Angels Catching Coach |
| 2023 | Angels Minor League Catching Coordinator |
| 2021-22 | White Sox Major League Instructor |
| 2020 | Red Sox Bench Coach |
| 2017-19 | Diamondbacks Bench Coach |
| 2017 | Triple-A Reno (ARI) Manager |
| 2011-15 | Brewers Bench Coach |
| 2006-07 | Reds Manager |
| 2005 | Reds Interim Manager (as of 6/21) |
| | Reds Bench Coach |
| 2004-05 | Reds Bench Coach |
| 2003 | Red Sox Bench Coach |
| 2002 | Rangers Manager |
| 2001 | Rangers Interim Manager (as of 5/4) |
| | Rangers Third Base Coach |
| 1995-01 | Rangers Third Base Coach |
| 1994 | Orioles Third Base Coach |
| 1993 | Orioles Bench Coach |
| 1992 | Triple-A Rochester (BAL) Manager |
| 1990-91 | Double-A Hagerstown (BAL) Manager |
| 1989 | Single-A Frederick (BAL) Manager |

MAJOR LEAGUE PLAYING RECORD

| Years | AVG | G | AB | R | H | 2B | 3B | HR | RBI | BB | SO | SB |
|-------|------|-----|-----|----|-----|----|----|----|-----|----|-----|----|
| 8 | .211 | 392 | 177 | 64 | 177 | 23 | 2 | 21 | 96 | 67 | 127 | 0 |

MANAGERIAL RECORD

| Year | Club | League | Won | Lost | Pct. | Finish | Postseason |
|---------------------------------|------------|-----------------|-----|------|------|--------|---------------------|
| 1989 | Frederick | Carolina League | 70 | 68 | .570 | 1st | Won League Title |
| 1990 | Hagerstown | South Atlantic | 75 | 63 | .543 | 6th | None |
| 1991 | Hagerstown | South Atlantic | 81 | 59 | .579 | 2nd | Lost in first round |
| 1992 | Rochester | International | 70 | 74 | .486 | 3rd | None |
| 2001 | TEXAS | American | 62 | 72 | .463 | 4th | None |
| 2002 | TEXAS | American | 72 | 90 | .444 | 4th | None |
| 2005 | CINCINNATI | National | 46 | 46 | .500 | 5th | None |
| 2006 | CINCINNATI | National | 80 | 82 | .494 | 3rd | None |
| 2007 | CINCINNATI | National | 31 | 51 | .378 | - | - |
| 2017 | Reno | Pacific Coast | 80 | 62 | .563 | 1st | Lost in semifinals |
| MAJOR LEAGUE TOTALS (5 seasons) | | | 291 | 341 | .460 | | |
| MINOR LEAGUE TOTALS (4 seasons) | | | 371 | 331 | .528 | | |



ASSISTANT COACH

JAYSON NIX



80

BORN: AUG. 26, 1982
BIRTHPLACE: DALLAS, TX
APPOINTED: DEC. 21, 2023

OPENING DAY AGE: 47
RESIDES: LEWISVILLE, TX

COACHING HIGHLIGHTS

- ◆ **2025** marks ninth season in the **Angels** organization and second as Major League Assistant Coach... Joined Ron Washington's staff prior to **2024** after spending two seasons (**2022-23**) as the Club's minor league assistant field coordinator...Spent five seasons as a pro scout for the Angels, after initially joining the organization in **2017**.

PLAYING CAREER & MISC

- ◆ Former first round pick (44th overall) by the Rockies in the 2001 draft...Played 14 professional seasons, including seven at the big league level...Appeared in the Majors with the Rockies (2008), White Sox (2009-10), Indians (2010), Blue Jays (2011), Yankees (2012-13), Phillies (2014), Pirates (2014) and Royals (2014)...Posted a .212 (277/1305) career average with 38 home runs and 130 RBI in 466 games...Appeared in two different postseasons with the Yankees in 2012 and Royals in 2014, including two games in the 2014 World Series against the Giants...Drafted out of Midland HS (TX)... Brother, Laynce, played 11 big league seasons with the Rangers, Brewers, Reds, Nationals and Phillies.

MAJOR LEAGUE PLAYING RECORD

| Years | AVG | G | AB | R | H | 2B | 3B | HR | RBI | BB | SO | SB |
|-------|------|-----|------|-----|-----|----|----|----|-----|-----|-----|----|
| 7 | .212 | 466 | 1305 | 143 | 277 | 55 | 2 | 38 | 130 | 108 | 371 | 36 |



BO PORTER



88

BORN: JULY 5, 1972
BIRTHPLACE: NEWARK, NJ
APPOINTED: NOV. 16, 2023

OPENING DAY AGE: 52
RESIDES: HOUSTON, TX

COACHING HIGHLIGHTS

- ◆ **2025** marks second season as the Club's first base coach and 25th as either a player, coach or manager in the Major and minor leagues...Returned to the coaching ranks in **2024** after spending three years working with Major League Baseball on coaching development and as an analyst on MLB Network...Prior to the **2018** campaign, ran the MLBPA's spring training camp...Spent three seasons with the **Braves** as a Special Assistant to the General Manager (**2017**) and third base coach (2015 and 2016)...Named the 17th manager in **Astros** history on Sept. 27, 2012...Managed the Astros during the **2013** and part of the **2014** season...Was the first Astros Manager to manage the Club in the A.L....Made coaching debut in **2005** as hitting coach for Single-A Greensboro of the South Atlantic League alongside manager Brandon Hyde...For full coaching history, see chart on the right.

COACHING HISTORY

| | |
|---------|---|
| 2024- | Angels First Base Coach |
| 2015-16 | Braves Third Base Coach |
| 2013-14 | Astros Manager |
| 2011-12 | Nationals Third Base Coach |
| 2010 | Diamondbacks Bench Coach Diamondbacks Third Base Coach |
| 2007-09 | Marlins Third Base Coach |
| 2006 | Single-A Jamestown (FLA) Manager |
| 2005 | Single-A Greensboro (FLA) Hitting Coach |

PLAYING CAREER & MISC

- ◆ Appeared in three Major League seasons with the Cubs (1999), A's (2000) and Rangers (2001)...Played on the 2000 A's when Ron Washington was third base coach...Outfielder appeared in 89 games, batting .214 (27/126) with five doubles, two triples, two home runs, eight RBI and 23 runs scored...Appeared in two playoff games for Oakland during the 2000 ALDS, going 1-for-1....Originally drafted by the Cubs in the 1993 draft.
- ◆ Attended the University of Iowa...Played baseball and football...Earned All-Big 10 honors in both sports and MVP honors during senior season on the football team...Prepped at Weequahic HS (NJ).
- ◆ In 2012, he and wife, Stacey established the S.E.L.F. Foundation, which provides and supports programs that are dedicated to improving and impacting lives of underprivileged and underserved youth and communities through sports, education, life skills and faith...On February 2, 2017, the City of Houston recognized the Stacey and Bo Porter S.E.L.F. Foundation by proclaiming that day Stacey and Bo Porter S.E.L.F. Foundation Day...On December 13, 2012, was honored in his home state...Date was proclaimed "Essex County Bo Porter Day," during which he was presented with the Key to Essex County...On May 5, 2016, City of Newark renamed Green Acres/St. Peter's Park to Marquis "Bo" Porter Sports Complex...Has authored two books, "Real Life Empowered" and "The End Game".

MAJOR LEAGUE PLAYING RECORD

| Years | AVG | G | AB | R | H | 2B | 3B | HR | RBI | BB | SO | SB |
|-------|------|----|-----|----|----|----|----|----|-----|----|----|----|
| 3 | .214 | 89 | 126 | 23 | 27 | 5 | 2 | 2 | 8 | 13 | 52 | 3 |

MANAGERIAL RECORD

| Year | Club | League | Won | Lost | Pct. | Finish | Postseason |
|------|-----------|-----------------|-----|------|------|--------|------------|
| 2006 | Jamestown | New York-Penn | 33 | 39 | .458 | 5th | None |
| 2013 | HOUSTON | American (West) | 51 | 111 | .315 | 5th | None |
| 2014 | HOUSTON | American (West) | 59 | 79 | .428 | - | - |

MAJOR LEAGUE TOTALS (2 seasons) **110** **190** **.367**



HITTING COACH

JOHNNY WASHINGTON



82

BORN: MAY 6, 1984
 BIRTHPLACE: COMPTON, CA
 MLB SERVICE: NOV. 18, 2023

OPENING DAY AGE: 40
 RESIDES: SAN ANTONIO, TX

COACHING HIGHLIGHTS

- ◆ **2025** represents second season as the **Angels** hitting coach...In 2024, Angels hitters slashed overall strikeout total by over 100 compared to 2023 (1,524 to 1,416)...Saw several players improve offensively, including Zach Neto, Logan O'Hoppe, Nolan Schanuel, Jo Adell and Taylor Ward...Joined Angels staff following a two-year stint (**2022-23**) as assistant hitting coach for the **Cubs**...During the **2021** campaign, served as the hitting coach for the KBO's **Hanwha Eagles**...Spent five seasons (**2016-2020**) working in various roles with the **Padres** including first base coach, assistant hitting coach and hitting coach...Began coaching career in **2009** with **Dodgers** Rookie-Level Ogden...For full coaching history, see chart on the right.

COACHING HISTORY

| | |
|---------|--|
| 2024- | Angels Hitting Coach |
| 2022-23 | Cubs Assistant Hitting Coach |
| 2021 | KBO League Hanwha hitting coach |
| 2020 | Padres minor league director of hitting |
| 2019 | Padres Hitting Coach |
| 2018 | Padres Assistant Hitting Coach |
| 2017 | Padres First Base Coach |
| 2016 | Double-A San Antonio (SD) Hitting Coach |
| 2015 | Triple-A Oklahoma City (LAD) Hitting Coach |
| 2014 | Single-A Great Lakes (LAD) Hitting Coach |
| 2013 | Single-A Rancho Cucu. (LAD) Hitting Coach |
| 2012 | Single-A Camelback Ranch (LAD) Hitting Coach |
| 2009-11 | Single-A Ogden (LAD) Hitting Coach |

PLAYING CAREER & MISC

- ◆ Former infielder played five seasons in the minors with the Rangers (2003-06) and Dodgers (2009)...Also played three seasons in the independent leagues (2007-09)...Appeared defensively at second base and shortstop during career...Drafted by the Rangers in the 27th round of the 2003 draft out of Mt. San Jacinto College (Menifee, CA).

MINOR LEAGUE PLAYING RECORD

| Years | AVG | G | AB | R | H | 2B | 3B | HR | RBI | BB | SO | SB |
|-------|------|-----|-----|----|----|----|----|----|-----|----|----|----|
| 5 | .185 | 102 | 286 | 34 | 53 | 10 | 0 | 2 | 21 | 35 | 96 | 10 |

MOST WALK-OFF WINS IN FRANCHISE HISTORY

| Number of walk-offs | Season | Players |
|---------------------|--------|--|
| 14 | 1985 | Boone, Schofield, Beniquez, Jones, Jackson, Jones, DeCinces, Beniquez, Boone, Downing, DeCinces, Boone, Downing, Carew |
| 13 | 1972 | Spencer, Rivers, Stanton, Oliver, McMullen, Llenas, Alomar, Cardenas, Oliver, Llenas, Berry, Cardenas, Stephenson |
| 12 | 1967 | Fregosi, Rodgers, Reichardt, Fregosi, Rodgers, Mincher, Skowron, Hall, Morton, Rodgers, Reichardt, Reichardt, |
| 12 | 1990 | Bichette, Parrish, Ray, Joyner, Parrish, Winfield, Downing, Ray, Winfield, Parrish, Anderson, White |
| 12 | 1989 | Ray, Parrish, Joyner, Armas, Joyner, Joyner, Davis, Joyner, Washington, Downing, Joyner, Joyner |
| 12 | 1971 | Repoz, McMullen, Gonzalez, O'Brien, Cowan, McMullen, Berry, McMullen, Spencer, Parker, Fregosi |
| 12 | 1997 | Salmon, DiSarcina, Erstad, Edmonds, Edmonds, Anderson, DiSarcina, Hollins, Phillips, Salmon, Anderson, Salmon |

* Club record for career walk off hits as an Angel is 11 by Tim Salmon

ERIC YOUNG SR.



85

BORN: MAY 18, 1967
BIRTHPLACE: NEW BRUNSWICK, NJ
APPOINTED: NOV. 14, 2023

OPENING DAY AGE: 57
RESIDES: HATTIESBURG, MS

COACHING HIGHLIGHTS

- ◆ **2025** represents second season as the **Angels** third base coach following appointment on Nov. 14, 2023...Joined the Angels in **2024** after six seasons (**2018-23**) as the **Braves** first base coach...Also worked with Atlanta outfielders during tenure...Prior to joining the Braves, served as **Rockies** first base/base running/outfield coach from **2014-16**...During the **2011-12** seasons, was the first base coach for the **Diamondbacks**...Began coaching career with the **Astros** in **2010** as a minor league outfield and base running instructor.

PLAYING CAREER & MISC

- ◆ After retiring from baseball, spent 2007-09 working as an in-studio analyst for ESPN's *Baseball Tonight*.
- ◆ Played 15 seasons in the Majors for the Dodgers (1992 & 1997-99), Rockies (1993-97), Cubs (200-01), Brewers (2002-03), Giants (2003), Rangers (2004 & 2006), Padres (2005-06)...A 1996 All-Star and Silver Slugger, posted a career .283 (1731/6119) average with 327 doubles, 46 triples, 79 home runs and 996 runs in 1,730 games...Stole 465 bases in career, the second most in the Majors during the time he was active (1992-06)...Stole at least 40 bases in six different seasons (1993, 1996-2000)...After making big league debut for the Dodgers in 1992, was selected by the Rockies in the 11th round of the expansion draft...Paced the N.L. in stolen bases with 53 in 1996...Drafted in the 43rd round of the 1989 draft by the Dodgers...Two-sport athlete at Rutgers University (baseball and football)...Prepped at New Brunswick HS (NJ)...Has two sons Eric Jr. and Dallas...Eric Jr. played 10 seasons in the Majors including his final two (2017-18) with the Angels...Dallas is a teenage actor, who starred in Nickelodeon's "Cousins for Life"...He also made appearances on others shows, including "9-1-1," "Shameless," "Cobra Kai," and "The Fosters."

MAJOR LEAGUE PLAYING RECORD

| Years | AVG | G | AB | R | H | 2B | 3B | HR | RBI | BB | SO | SB |
|-------|------|------|------|-----|------|-----|----|----|-----|-----|-----|-----|
| 15 | .283 | 1730 | 6119 | 996 | 1731 | 327 | 46 | 79 | 543 | 660 | 462 | 465 |



OFFICIAL APP OF THE ANGELS



Get access to everything Angels everywhere you go. MLB is the #1 app for live Angels baseball. Delivering live audio broadcasts with your favorite announcers, updates on all of your followed Angels players, customizable favorite team features, breaking news, video highlights and much more.





2025 LOS ANGELES ANGELS



OUTFIELDER

JO ADELL



7

BATS
RIGHTTHROWS
RIGHTHEIGHT
6-3WEIGHT
215

BORN: APRIL 8, 1999

BIRTHPLACE: SHELBY, NC

MLB SERVICE: 3 YEARS, 85 DAYS

ACQUIRED: SELECTED IN THE FIRST ROUND (10TH OVERALL) OF THE 2017
FIRST-YEAR PLAYER DRAFT

SIGNED THRU: 2025; UNDER CLUB CONTROL, 3/3 OPTIONS USED

OPENING DAY AGE: 25

RESIDES: SCOTTSDALE, AZ

ADELL'S LIFETIME PLAYING RECORD

| Year | Club | AVG | G | AB | R | H | 2B | 3B | HR | RBI | SH | SF | HBP | BB | IBB | SO | SB | CS | GDP | SLG | OBP | E |
|--------------|---------------|------|-----|------|-----|-----|-----|----|----|-----|----|----|-----|-----|-----|-----|----|----|-----|------|------|----|
| 2017— | Angels (AZL) | .288 | 31 | 118 | 18 | 34 | 6 | 6 | 4 | 21 | 1 | 1 | 2 | 10 | 1 | 32 | 5 | 0 | 0 | .542 | .351 | - |
| | Orem | .376 | 18 | 85 | 25 | 32 | 5 | 2 | 1 | 9 | 0 | 0 | 1 | 4 | 0 | 17 | 3 | 2 | 3 | .518 | .411 | - |
| 2018— | Burlington | .326 | 25 | 95 | 23 | 31 | 7 | 1 | 6 | 29 | 0 | 1 | 1 | 11 | 0 | 26 | 4 | 1 | 5 | .611 | .398 | 2 |
| | Inland Empire | .290 | 57 | 238 | 47 | 69 | 19 | 3 | 12 | 42 | 0 | 2 | 6 | 15 | 0 | 63 | 9 | 2 | 2 | .546 | .345 | 3 |
| | Mobile | .238 | 17 | 63 | 14 | 16 | 6 | 0 | 2 | 6 | 0 | 0 | 2 | 6 | 0 | 22 | 2 | 0 | 0 | .429 | .324 | 1 |
| 2019— | Inland Empire | .280 | 6 | 25 | 4 | 7 | 1 | 0 | 2 | 5 | 0 | 0 | 1 | 1 | 0 | 10 | 0 | 0 | 0 | .560 | .333 | 1 |
| | Mobile | .308 | 43 | 159 | 28 | 49 | 15 | 0 | 8 | 23 | 0 | 1 | 3 | 19 | 0 | 41 | 6 | 0 | 7 | .553 | .390 | 4 |
| | Salt Lake | .264 | 27 | 121 | 22 | 32 | 11 | 0 | 0 | 8 | 0 | 0 | 0 | 10 | 0 | 43 | 1 | 0 | 0 | .355 | .321 | 1 |
| 2020— | LAA | .161 | 38 | 124 | 9 | 20 | 4 | 0 | 3 | 7 | 0 | 0 | 1 | 7 | 0 | 55 | 0 | 1 | 3 | .266 | .212 | 3 |
| 2021— | Salt Lake | .289 | 73 | 311 | 57 | 90 | 17 | 4 | 23 | 69 | 0 | 2 | 4 | 22 | 0 | 99 | 8 | 2 | 5 | .592 | .342 | 3 |
| | LAA | .246 | 35 | 130 | 17 | 32 | 5 | 2 | 4 | 26 | 1 | 0 | 1 | 8 | 0 | 32 | 2 | 1 | 3 | .408 | .295 | 0 |
| 2022— | LAA | .224 | 88 | 268 | 22 | 60 | 12 | 2 | 8 | 27 | 0 | 1 | 4 | 11 | 0 | 107 | 4 | 2 | 6 | .373 | .264 | 5 |
| | Salt Lake | .239 | 40 | 155 | 35 | 37 | 15 | 0 | 13 | 33 | 0 | 2 | 3 | 20 | 0 | 56 | 3 | 3 | 2 | .587 | .333 | 2 |
| 2023— | Salt Lake | .273 | 74 | 278 | 62 | 76 | 15 | 0 | 24 | 57 | 0 | 3 | 7 | 40 | 3 | 87 | 9 | 1 | 7 | .586 | .375 | 2 |
| | LAA | .207 | 17 | 58 | 7 | 12 | 3 | 1 | 3 | 6 | 0 | 0 | 0 | 4 | 0 | 25 | 1 | 0 | 1 | .448 | .258 | 0 |
| 2024— | LAA | .207 | 130 | 405 | 54 | 84 | 15 | 2 | 20 | 62 | 0 | 3 | 7 | 35 | 1 | 126 | 15 | 10 | 9 | .402 | .280 | 4 |
| MAJOR TOTALS | | .211 | 308 | 985 | 109 | 208 | 39 | 7 | 38 | 128 | 1 | 4 | 13 | 65 | 1 | 345 | 22 | 14 | 22 | .381 | .268 | 12 |
| MINOR TOTALS | | .286 | 411 | 1648 | 334 | 472 | 117 | 16 | 95 | 302 | 1 | 12 | 30 | 158 | 4 | 496 | 50 | 10 | 31 | .550 | .357 | 19 |

Disabling Injuries: 2024 — Left oblique strain; disabled Sept. 7 - end of season

2023 — Left oblique strain; disabled July 14 (retro to July 11) - Sept. 18

2024 SEASON

- ◆ Made second career Opening Day roster and played in career-high 130 games for **Angels**...Also set career highs in runs scored, hits, doubles, home runs, RBI, stolen bases, walks, total bases (163), OBP and SLG.
- ◆ Posted first career 20 HR/15 SB season, and became the first Angels outfielder to do it since Mike Trout in 2018 (39 HR/24 SB)...On August 28, became the fifth Angels right fielder all time to post a 15 HR/15 SB season and first since Bobby Abreu in 2009 (15 HR/30 SB).
- ◆ Batted .253 (38/150) with 20 runs, eight doubles, one triple, six home runs, 24 RBI, and a .781 OPS in final 46 games of the season (since July 12).
- ◆ One of four Angels to hit 20+ home runs in 2024...Also ranked third on team with 62 RBI and 15 stolen bases and fourth with 37 XBH.
- ◆ Recorded hits in 20 of 27 games in August...Batted .277 (26/94) with a .816 OPS in the month with 12 runs, 14 RBI and 11 extra-base hits.
- ◆ Had career-high nine-game hitting streak Aug. 1-10...Batted .333 (11/33) with four runs, two doubles, one home run, six RBI and recorded a .874 OPS.
- ◆ In May, led all players with nine Runs Saved...Five Good Fielding Plays for the month ranked second among right fielders (Starling Marte - 8); (Sports Info Solutions).
- ◆ Hit game-tying grand slam on May 31 at Seattle (first by an Angel since Alberto Callaspo May 26, 2012 at SEA)...Seventh pinch-hit grand slam in Angels history.
- ◆ Missed final 21 games of the season on IL due to left oblique strain.



MAJOR LEAGUE SUMMARY

2023

- ◆ Played in 17 games for Angels and batted .207 (12/58) with seven extra-base hits, including three home runs.
- ◆ Missed 59 games on IL due to left oblique strain.
- ◆ Connected on 451-foot HR in first AB of the season on June 8 vs. Cubs (at 117.2 MPH, the home run was the third-hardest hit ball for Halos in 2023).
- ◆ In 74 games with Salt Lake, batted .273 (76/278) with 62 runs, 15 doubles, 24 home runs, 57 RBI, and nine stolen bases.
- ◆ Connected on a 514-foot home run June 20 vs. Sugar Land in Triple-A; the longest home run tracked in the Majors or minors during the Statcast era.
- ◆ Named PCL Player of the Week for April 3-9...Set Salt Lake franchise record by homering in six consecutive games April 4-9; totalled seven HR during streak and collected 12 RBI.

2022

- ◆ Made first career Opening Day roster during third season with the Angels...Set new career highs in games, at-bats, runs, hits, doubles, home runs, RBI and stolen bases across three stints with the Halos.
- ◆ Logged five outfield assists, good for second on the Club (Taylor Ward, 6)...His four outfield assists as a left fielder were the most by an Angel since 2018 (Justin Upton, 7)...Was the first Halos left fielder to log at least four assists in less than 70 games since 2016 (Rafael Ortega).
- ◆ Connected for second career grand slam April 24 vs. Baltimore.

2021

- ◆ In sophomore season with the Angels, improved in nearly every offensive category including hits, runs, average, doubles, triples, home runs, RBI, walks, and runs scored...Cut strikeout rate from 41.7% in 2020 to 22.9% in 2021...Did not commit an error in 84 chances...Improved UZR in right field from -3.5 to 1.3...Recalled by the Angels Aug. 2nd...Placed on the IL with a left abdominal strain Sept. 15 and missed the remainder of the season.
- ◆ Began the season at the **Alternate Training Site** before being assigned to Triple-A in May.

2020

- ◆ Made Major League debut Aug. 4, 2020 vs. Seattle...Started game in right field and tallied first hit during first at-bat (infield single in third inning)...Hit first two home runs of career on Aug 29 and became third-youngest Angels player ever with a multi-HR game and fifth Angels player to hit first two career HR in the same game.

NOTABLE MINOR LEAGUE AWARDS AND HONORS

- ◆ **2023** Pacific Coast League All-Star Selection...MiLB Organization All-Star...Pacific Coast League Player of the Week (April 3)
- ◆ **2021** MiLB Organization All-Star
- ◆ **2019** MiLB Organization All-Star...Angels Organizational Player of the Month for June...MLB Futures Game Selection...Participated in the Arizona Fall League...Arizona Fall League Player of the Week (Oct. 6)...Arizona Fall League Rising Stars Game
- ◆ **2018** MiLB Organization All-Star...MLB Futures Game Selection...*Baseball America* Minor League All-Star...MiLB.com Cal Player of the Month (June)...California League Player of the Week (June 17)...California League Player of the Week (May 20)
- ◆ **2017** MiLB Organization All-Star

CAREER TRANSACTIONS

- ◆ June 12, 2017...Selected by **Angels** in first round (10th overall) of First-Year Player Draft (signed June 15, 2017).



OUTFIELDER

JO ADELL

PERSONAL/MISC

- ◆ Jordon 'Jo' Scott Adell (Uh-DEL)...On Instagram: @adell7.
- ◆ Founded Jo Adell Foundation, which focuses on Education and Workforce, Sports and Leadership, and Health and Wellness...Has hosted annual 'Jo Adell Turkey Drive' providing Thanksgiving dinners to those in need and 'Jo Adell Baseball Camp' for youth at his former high school (Ballard HS) in Louisville, KY.
- ◆ In January 2019, partnered with Reds' top prospect Hunter Greene for Inaugural Baseball and Leadership Camp in Inglewood, CA...Over 400 current/former professional baseball players, campers and coaches gathered for a free day of baseball, leadership and development for local youths.
- ◆ As high school senior in 2017, batted .562 with 25 home runs, 61 RBI, 22 stolen bases and 53 runs...25 HR led nation and fell four shy of the all-time Kentucky High School record (was highest single-season total in state since introduction of BBCOR bats in 2012)...Ranked fourth in nation in slugging percentage (1.437) and seventh in RBI.
- ◆ Named Gatorade Kentucky Baseball Player of the Year...Ranked #14 prospect in nation for 2017 Amateur Draft by MLB.com, which also listed him under best tools of any outfielder/RHP in country...Became first player drafted directly out of a Louisville high school in first round since 2001...Had verbally committed to University of Louisville...Named a two-time Under Armour All-American...Fastball clocked in mid-90s range as a prep.
- ◆ Father, Scott, was an offensive lineman drafted in 12th round by New Orleans Saints in 1992...Mother, Nicole, is principal at Newburg Junior High School (Louisville, KY) where Jo has spoken to students on multiple occasions...Sister, Jessica, played softball at the University of Louisville and University of Tennessee (freshman year).
- ◆ Originally signed by Angels scout John Burden.

MISCELLANEOUS STATS

TWO-HR GAMES (4)

Aug. 31, 2024 vs. SEA
Aug. 29, 2020 vs. SEA

Aug. 26, 2022 vs. TOR

Sept. 5, 2021 vs. TEX

CAREER GRAND SLAMS (3)

May 31, 2024 at SEA

April 24, 2022 vs. BAL

Aug. 17, 2021 at DET

CAREER WALK-OFF PLATE APPEARANCES (1)

Sept. 5, 2020 (G1) vs. HOU (2-RBI single; 7th)

CAREER FIELDING

| POS | PCT | G | PO | A | E | TC | DP |
|-----|------|-----|-----|----|----|-----|----|
| OF | .980 | 295 | 567 | 12 | 12 | 591 | 2 |

ADELL'S CAREER HIGHS

| | SEASON | | GAME |
|-----|-------------|------------|------------------------------------|
| AVG | .224 — 2022 | H | 4 — 8/26/22 at TOR |
| H | 84 — 2024 | HR | 2 — 4 times; last, 8/31/24 vs. SEA |
| R | 54 — 2024 | R | 3 — 8/26/22 at TOR |
| BB | 62 — 2024 | BB | 2 — 4 times; last, 5/18/24 at TEX |
| 2B | 15 — 2024 | 2B | 2 — Twice; last, 8/8/21 at LAD |
| HR | 20 — 2024 | RBI | 4 — 4 times; last, 5/31/24 at SEA |
| RBI | 62 — 2024 | Hit Streak | 9 — Aug. 1 - Aug. 10, 2024 |

SAM ALDEGHERI



66

BATS
LEFTTHROWS
LEFTHEIGHT
6-1WEIGHT
180

BORN: SEPT. 19, 2001

BIRTHPLACE: VERONA, ITALY

MLB SERVICE: 31 DAYS

ACQUIRED: FROM PHILADELPHIA WITH RHP GEORGE KLASSEN FOR RHP CARLOS ESTÉVEZ, JULY 27, 2024

SIGNED THRU: 2025; UNDER CLUB CONTROL; 0/3 OPTIONS USED

OPENING DAY AGE: 23

RESIDES: VERONA, ITALY

ALDEGHERI'S LIFETIME PITCHING RECORD

| Year | Club | W-L | ERA | G | GS | CG | GF | SHO | SV | IP | H | R | ER | HR | HB | BB | IBB | SO | WP | BK | BAA |
|--------------|--------------|-------|------|----|----|----|----|-----|----|-------|-----|----|----|----|----|----|-----|-----|----|----|------|
| 2019— | Parma (ITSA) | 0-0 | 0.00 | 1 | 0 | 0 | 0 | 0 | 0 | 0.1 | 1 | 0 | 0 | 0 | 0 | 2 | 0 | 0 | 0 | 0 | - |
| 2020— | Parma (ITSA) | 2-0 | 4.82 | 8 | 1 | 0 | 0 | 0 | 0 | 9.1 | 8 | 6 | 5 | 0 | 1 | 7 | 0 | 13 | 2 | 0 | - |
| 2021— | FCL Phillies | 1-0 | 2.08 | 3 | 1 | 0 | 1 | 0 | 0 | 8.2 | 8 | 3 | 2 | 0 | 1 | 3 | 0 | 14 | 1 | 0 | .235 |
| | Clearwater | 0-1 | 2.92 | 5 | 2 | 0 | 2 | 0 | 0 | 12.1 | 9 | 4 | 4 | 0 | 1 | 7 | 0 | 18 | 2 | 0 | .200 |
| 2022— | FCL Phillies | 0-0 | 1.46 | 8 | 4 | 0 | 1 | 0 | 0 | 12.1 | 9 | 2 | 2 | 0 | 0 | 7 | 0 | 17 | 3 | 0 | .191 |
| 2023— | Clearwater | 3-1 | 3.86 | 16 | 15 | 0 | 0 | 0 | 0 | 67.2 | 59 | 35 | 29 | 8 | 5 | 30 | 0 | 79 | 4 | 0 | .234 |
| | Jersey Shore | 1-0 | 5.63 | 4 | 4 | 0 | 0 | 0 | 0 | 16.0 | 19 | 10 | 10 | 1 | 1 | 5 | 0 | 20 | 0 | 1 | .288 |
| 2024— | Jersey Shore | 6-5 | 3.18 | 13 | 13 | 0 | 0 | 0 | 0 | 68.0 | 44 | 27 | 24 | 3 | 3 | 28 | 0 | 95 | 6 | 0 | .182 |
| | Reading | 0-2 | 3.60 | 2 | 2 | 0 | 0 | 0 | 0 | 10.0 | 9 | 7 | 4 | 0 | 0 | 4 | 0 | 14 | 2 | 0 | .214 |
| | Rocket City | 0-2 | 5.19 | 4 | 4 | 0 | 0 | 0 | 0 | 17.1 | 16 | 11 | 10 | 0 | 0 | 9 | 0 | 25 | 2 | 0 | .232 |
| | LAA | 1-2 | 4.85 | 3 | 3 | 0 | 0 | 0 | 0 | 13.0 | 15 | 12 | 7 | 2 | 2 | 10 | 0 | 10 | 2 | 0 | .283 |
| MAJOR TOTALS | | 1-2 | 4.85 | 3 | 3 | 0 | 0 | 0 | 0 | 13.0 | 15 | 12 | 7 | 2 | 2 | 10 | 0 | 10 | 2 | 0 | .283 |
| ITALY TOTALS | | 2-0 | 4.66 | 9 | 1 | 0 | 0 | 0 | 0 | 9.2 | 9 | 6 | 5 | 0 | 1 | 9 | 0 | 13 | 2 | 0 | - |
| MINOR TOTALS | | 11-11 | 3.60 | 55 | 45 | 0 | 3 | 0 | 0 | 212.1 | 173 | 99 | 85 | 12 | 11 | 93 | 0 | 282 | 20 | 1 | .217 |

Disabling Injuries: 2024 — Left middle finger blister; disabled Sept. 15 (retro to Sept. 14) - end of season

2024 SEASON

- Went 1-2 with a 4.85 ERA (13.0 IP - 7 ER) and 10 strikeouts in three starts for **Angels**.
- Made Major League debut Aug. 30 vs. Seattle and allowed two earned runs on six hits with two walks and three strikeouts across 5.0 innings pitched (L, 5.0 IP, 6 H, 7 R, 2 ER, 2 BB, 3 SO, 1 HR, 2 HBP).
- Earned first Major League win in his second career start, Sept. 6 at Texas, and became the first Italian-born player to win a Major League game since Cleveland's Marino Pieretti in 1949.
- Became first pitcher born and raised in Italy to play in the Majors...He was the fifth Italian-born MLB pitcher and first since Cleveland's Marino Pieretti in 1950, but each of the previous four Italian-born pitchers moved to the United States in their childhoods...Overall, became eighth Italian-born player in Major League history and first since Seattle's Alex Liddi (2011-2013)...First Italian-born player in Angels franchise history.
- Placed on injured list with left middle finger blister on Sept. 15 (retro to Sept. 14) and missed final 15 games of the season.
- Acquired by Angels alongside minor league RHP George Klassen from Philadelphia in exchange for RHP Carlos Estévez on July 27.
- Assembled a 6-9 record and 3.59 ERA (95.1 IP - 38 ER) with 134 strikeouts in 19 starts between High-A Jersey Shore (PHI) and Double-A Reading (PHI) and Rocket City (LAA).
- At the time of his promotion to Double-A on July 9, led South Atlantic League and ranked second at the High-A level with 95 strikeouts...Also led High-A with 12.57 strikeouts per nine innings (min. 60 IP).
- Named South Atlantic League Pitcher of the Week for June 10-16 following a start against the Wilmington Blue Rocks where he tossed 6.0 shutout innings on just two hits and two walks with nine strikeouts.

EUROPEAN-BORN ANGELS

| Player | Position | Country | Year(s) with Angels |
|-----------------|----------|-------------|---------------------|
| Mickey Scott | LHP | Germany | 1975-77 |
| Bert Blyleven | RHP | Netherlands | 1989-92 |
| Craig Lefferts | LHP | Germany | 1994 |
| Robert Eenhoorn | INF | Netherlands | 1996-97 |
| Sam Aldegheri | LHP | Italy | 2024 |



LHP

SAM ALDEGHERI

CAREER HIGHLIGHTS

- ◆ Made Major League debut Aug 30, 2024 vs. Seattle.
- ◆ Enters 2025 ranked by *Baseball America* as Angels #3 prospect (#2 pitcher).
- ◆ Named South Atlantic League Pitcher of the Week for June 10-16, 2024.
- ◆ Was rated as having the best pitch control in the Phillies system by *Baseball America* following the 2023 season.
- ◆ Started a combined no-hitter for High-A Clearwater against the Bradenton Marauders on April 8, 2023.

CAREER TRANSACTIONS

- ◆ June 13, 2019...Signed by **Phillies** as an international free agent.
- ◆ July 27, 2024...Traded by **Phillies** with RHP George Klassen to **Angels** for RHP Carlos Estévez.

PERSONAL/MISC

- ◆ Samuel Aldegheri (pronounced al-duh-GEAR-ee)...On Instagram: @samuel.aldegheri.
- ◆ Began professional career pitching for Parmaclima Baseball Club in the Italian Serie A1.
- ◆ Pitched alongside his older brother Mattia Aldegheri for Parmaclima from 2019-2020...Mattia Aldegheri has a career 3.24 ERA (294.1 IP - 106 ER) across 80 games (51 starts) from 2019-2024 with Parma (2019-23) and Verona (2024) in Italian Serie A.
- ◆ Represented Italy in the WBSC U-18 Baseball World Cup in 2017.
- ◆ Is the first pitcher to be born and raised in Italy in Major League history, and the first Italian-born player in Angels franchise history.
- ◆ First exposure to baseball in Italy was watching videos of Clayton Kershaw on YouTube.
- ◆ Originally signed by Phillies scout Claudio Scerrato.

CONNAZIONALE!

Major League players born in Italy

| Player | Position | Team(s) | Years Active | Birthplace |
|------------------|----------|--------------------|---------------|-------------------------|
| Lou Polli | RHP | SLB, NYG | 1932, 1944 | Baveno |
| Julio Bonetti | RHP | SLB, CHC | 1937-38, 1940 | Genoa |
| Marino Pieretti | RHP | WSH, CWS, CLE | 1945-1950 | Lucca |
| Rugger Ardizoaia | RHP | NYN | 1947 | Oleggio |
| Hank Biasatti | INF | PHA | 1949 | Beano |
| Reno Bertoia | INF | DET, WSH, MIN, KCA | 1953-1962 | San Vito al Tagliamento |
| Alex Liddi | INF | SEA | 2011-2013 | Sanremo |
| Sam Aldegheri | LHP | LAA | 2024-Present | Verona |





RHP

SHAUN ANDERSON



64

BATS
RIGHTTHROWS
RIGHTHEIGHT
6-6WEIGHT
230

BORN: OCT. 29, 1994

BIRTHPLACE: CORAL SPRINGS, FL

MLB SERVICE: 2 YEARS, 57 DAYS

ACQUIRED: SIGNED AS MINOR LEAGUE FREE AGENT, FEB. 6, 2025

SIGNED THRU: 2025; SIGNED ONE-YEAR CONTRACT, FEB. 6, 2025

OPENING DAY AGE: 30

RESIDES: CORAL SPRINGS, FL

NON-ROSTER INVITEE

ANDERSON'S LIFETIME PITCHING RECORD

| Year | Club | W-L | ERA | G | GS | CG | GF | SHO | SV | IP | H | R | ER | HR | HB | BB | IBB | SO | WP | BK | BAA |
|---------------|------------------|-------|-------|-----|----|----|----|-----|----|-------|-----|-----|-----|----|----|-----|-----|-----|----|----|------|
| 2016 | Lowell | 0-0 | 30.38 | 2 | 2 | 0 | 0 | 0 | 0 | 2.2 | 12 | 9 | 9 | 1 | 0 | 0 | 0 | 4 | 3 | 0 | .571 |
| 2017 | Greenville | 3-0 | 2.56 | 7 | 7 | 0 | 0 | 0 | 0 | 38.2 | 30 | 12 | 11 | 2 | 2 | 11 | 0 | 37 | 7 | 0 | .216 |
| | Salem | 3-3 | 3.99 | 11 | 11 | 0 | 0 | 0 | 0 | 58.2 | 53 | 30 | 26 | 6 | 2 | 18 | 0 | 48 | 3 | 0 | .236 |
| | San Jose | 3-3 | 3.51 | 6 | 5 | 0 | 0 | 0 | 0 | 25.2 | 19 | 13 | 10 | 1 | 2 | 4 | 0 | 22 | 3 | 0 | .198 |
| 2018 | Richmond | 6-5 | 3.45 | 17 | 16 | 0 | 0 | 0 | 0 | 94.0 | 93 | 42 | 36 | 9 | 2 | 22 | 0 | 93 | 7 | 0 | .256 |
| | Sacramento | 2-2 | 4.18 | 8 | 8 | 0 | 0 | 0 | 0 | 47.1 | 48 | 27 | 22 | 5 | 1 | 11 | 0 | 34 | 2 | 0 | .261 |
| 2019 | Sacramento (1) | 2-1 | 3.76 | 8 | 8 | 0 | 0 | 0 | 0 | 38.1 | 36 | 18 | 16 | 3 | 0 | 13 | 0 | 41 | 3 | 0 | .245 |
| | SAN FRANCISCO | 3-5 | 5.44 | 28 | 16 | 0 | 4 | 0 | 2 | 96.0 | 111 | 61 | 58 | 13 | 2 | 38 | 3 | 70 | 6 | 0 | .291 |
| 2020 | SAN FRANCISCO | 0-0 | 3.52 | 18 | 0 | 0 | 4 | 0 | 0 | 15.1 | 10 | 6 | 6 | 3 | 0 | 12 | 0 | 18 | 2 | 0 | .182 |
| 2021 | St. Paul (1) | 1-0 | 0.00 | 5 | 0 | 0 | 0 | 0 | 0 | 6.0 | 2 | 0 | 0 | 0 | 0 | 3 | 0 | 5 | 0 | 0 | .105 |
| | MINNESOTA | 0-0 | 9.35 | 4 | 0 | 0 | 0 | 0 | 0 | 8.2 | 13 | 12 | 9 | 1 | 1 | 5 | 0 | 8 | 0 | 0 | .317 |
| | Round Rock | 0-0 | 0.00 | 2 | 0 | 0 | 0 | 0 | 0 | 3.0 | 0 | 0 | 0 | 0 | 0 | 1 | 0 | 4 | 0 | 0 | .000 |
| | BALTIMORE | 0-0 | 9.00 | 7 | 0 | 0 | 5 | 0 | 0 | 10.0 | 17 | 15 | 10 | 3 | 1 | 5 | 0 | 7 | 3 | 0 | .347 |
| | El Paso | 1-0 | 4.40 | 11 | 0 | 0 | 2 | 0 | 1 | 14.1 | 13 | 7 | 7 | 2 | 0 | 6 | 0 | 18 | 3 | 0 | .236 |
| | SAN DIEGO | 0-0 | 5.79 | 5 | 0 | 0 | 1 | 0 | 0 | 4.2 | 6 | 3 | 3 | 0 | 0 | 2 | 1 | 4 | 0 | 0 | .316 |
| 2022 | Buffalo | 3-3 | 3.58 | 36 | 15 | 0 | 1 | 0 | 1 | 88.0 | 75 | 39 | 35 | 11 | 2 | 32 | 0 | 76 | 5 | 0 | .225 |
| | TORONTO | 0-0 | 18.00 | 1 | 0 | 0 | 1 | 0 | 0 | 1.0 | 4 | 2 | 2 | 0 | 0 | 0 | 0 | 0 | 0 | 0 | .667 |
| 2023 | Kia Tigers (KBO) | 4-7 | 3.76 | 14 | 14 | 0 | 0 | 0 | 0 | 79.0 | 76 | 42 | 33 | 6 | 2 | 26 | 0 | 64 | 10 | 0 | - |
| | Lehigh Valley | 4-2 | 4.85 | 11 | 11 | 0 | 0 | 0 | 0 | 52.0 | 59 | 30 | 28 | 11 | 2 | 15 | 0 | 35 | 1 | 0 | .278 |
| 2024 | Tabasco (Mex.) | 1-0 | 0.00 | 1 | 1 | 0 | 0 | 0 | 0 | 7.0 | 3 | 0 | 0 | 0 | 0 | 0 | 0 | 4 | 0 | 0 | - |
| | Round Rock | 3-0 | 2.53 | 4 | 4 | 0 | 0 | 0 | 0 | 21.1 | 18 | 6 | 6 | 2 | 0 | 4 | 0 | 22 | 1 | 0 | .228 |
| | TEXAS | 0-0 | 5.40 | 2 | 0 | 0 | 1 | 0 | 0 | 3.1 | 6 | 2 | 2 | 0 | 0 | 1 | 0 | 3 | 0 | 0 | .375 |
| | Jacksonville | 3-1 | 3.24 | 15 | 5 | 0 | 0 | 0 | 0 | 41.2 | 43 | 16 | 15 | 3 | 0 | 11 | 0 | 38 | 3 | 1 | .270 |
| | MIAMI | 0-2 | 9.00 | 4 | 2 | 0 | 2 | 0 | 0 | 13.0 | 28 | 17 | 13 | 3 | 1 | 0 | 0 | 7 | 2 | 0 | .424 |
| MAJOR TOTALS | | 3-7 | 6.10 | 69 | 18 | 0 | 18 | 0 | 2 | 152.0 | 195 | 118 | 103 | 23 | 5 | 63 | 4 | 117 | 13 | 0 | .308 |
| N.L. TOTALS | | 3-7 | 5.58 | 55 | 18 | 0 | 11 | 0 | 2 | 129.0 | 155 | 87 | 80 | 19 | 3 | 52 | 4 | 99 | 10 | 0 | .297 |
| A.L. TOTALS | | 0-0 | 9.00 | 14 | 0 | 0 | 7 | 0 | 0 | 23.0 | 40 | 31 | 23 | 4 | 2 | 11 | 0 | 18 | 3 | 0 | .357 |
| KOREA TOTALS | | 4-7 | 3.76 | 14 | 14 | 0 | 0 | 0 | 0 | 79.0 | 76 | 42 | 33 | 6 | 2 | 26 | 0 | 64 | 10 | 0 | - |
| MEXICO TOTALS | | 1-0 | 0.00 | 1 | 1 | 0 | 0 | 0 | 0 | 7.0 | 3 | 0 | 0 | 0 | 0 | 0 | 0 | 4 | 0 | 0 | - |
| MINOR TOTALS | | 34-20 | 3.74 | 143 | 92 | 0 | 3 | 0 | 2 | 531.2 | 501 | 249 | 221 | 56 | 13 | 151 | 0 | 477 | 41 | 1 | .245 |

(1) rehab assignment

Disabling Injuries: 2021 — Right hand blisters; disabled June 6 - June 16
Left quadriceps strain; disabled May 18 - May 31
2019 — Right middle finger blister; disabled Aug. 8 - Aug. 24

2024 SEASON

- ◆ Signed minor league contract with **Rangers** on Apr. 18 and opened season with Triple-A **Round Rock**...Made four starts with a 2.53 ERA (21.1 IP - 6 ER) before earning promotion to Texas on May 15.
- ◆ Made two appearances in relief with Rangers...Designated for assignment on May 26 and traded to **Miami** for cash on May 30.
- ◆ Appeared in 15 games (five starts) with a 3.24 ERA (41.2 IP - 15 ER) and 38 strikeouts across two stretches with Triple-A **Jacksonville**...Recalled by Miami for the first time on June 22, went 0-2 in four games (two starts) with a 9.00 ERA (13.0 IP - 13 ER) with Marlins during three Major League stints to finish the season.
- ◆ Also appeared in one game for **Olmecas de Tabasco** in the Mexican League.



RHP

SHAUN ANDERSON

MAJOR LEAGUE SUMMARY

2022

- ◆ Started season with Triple-A **Buffalo**...Went 2-1 with a 3.91 ERA (46.0 IP - 20 ER) and 39 strikeouts in 14 minor league appearances (six starts).
- ◆ Contract selected by **Blue Jays** on June 27 and appeared in one game in relief before being optioned back to Triple-A Buffalo, where he ended the season with a 2.77 ERA (39.0 IP - 12 ER) across his final 21 games.

2021

- ◆ Traded to **Twins** for OF Lamonte Wade Jr. on Feb. 4; Began year with Triple-A **St. Paul**...Appeared in two games before being recalled by Twins on May 12...Placed on injured list with left quadricep strain on May 18 and was sent on a rehab assignment to Triple-A St. Paul on May 28...Optioned to Triple-A St. Paul on May 31.
- ◆ Recalled by Minnesota on June 3; Placed on injured list on June 6 with right hand blisters and sent on rehab assignment to Triple-A St. Paul...Appeared in one game for Saints on rehab assignment before being activated on June 16, and designated for assignment on June 18.
- ◆ Claimed off waivers by **Texas** on June 18 and appeared in two games with Triple-A **Round Rock** before being designated for assignment on June 29.
- ◆ Claimed off waivers by **Baltimore** on July 3 and recalled on July 8...Appeared in seven games for Orioles and posted a 9.00 ERA (10.0 IP - 10 ER) before being designated for assignment on Aug. 4.
- ◆ Claimed off waivers by Padres on Aug. 7 and optioned to Triple-A **El Paso**...Finished the season in the **Padres** organization, and compiled a 5.79 ERA (4.2 IP - 3 ER) in five games across three stints with the Major League club.

2020

- ◆ Made **Giants** Opening Day roster and appeared in 18 games in relief in 2020.
- ◆ Did not allow a run in 13 of 18 appearances...Held opponents scoreless in last six outings from Aug. 25 to Sept. 26.
- ◆ Did not allow more than one hit in an outing all season.
- ◆ Held left-handed hitters to a .143 AVG (3/21) with just one extra-base hit.

2019

- ◆ Began season with Triple-A **Sacramento** and posted a 4.11 ERA (35.0 IP - 16 ER) with 37 strikeouts in seven starts before promotion.
- ◆ Contract selected by **Giants** on May 15...Made Major League debut that night against Toronto and took no-decision (5.0 IP, 2 H, 3 R, 2 ER, 3 BB, 5 SO)...Struck out Rowdy Tellez looking for first MLB strikeout in the 1st inning.
- ◆ Earned first Major League win on June 1 at Baltimore...Pitched a career-long seven innings and allowed just two runs on five hits, one walk, and four strikeouts...Also marked first career MLB quality start, and the first of four in 2019.
- ◆ Placed on injured list with right middle finger blister on Aug. 8...Sent on rehab assignment to Triple-A Sacramento and made one start with River Cats.
- ◆ Finished season with Giants, and posted a 6.08 ERA (13.1 IP - 9 ER) in 12 appearances in relief to end the year...Recorded first career save on Sept. 10 against Pittsburgh.

NOTABLE MINOR LEAGUE AWARDS AND HONORS

- ◆ **2022** International League Pitcher of the Week for week of June 19.
- ◆ **2018** MiLB.com Organization All-Star...Futures Game Selection...Eastern League Mid-Season All-Star.
- ◆ **2017** California League Pitcher of the Week for week of Sept. 4.

CAREER TRANSACTIONS

- ◆ June 10, 2016...Selected by **Red Sox** in third round of First-Year Player Draft.
- ◆ July 26, 2017...Traded by **Red Sox** with RHP Gregory Santos to **Giants** for INF Eduardo Núñez.
- ◆ Feb. 4, 2021...Traded by **Giants** to **Twins** for OF LaMonte Wade Jr.
- ◆ June 18, 2021...Claimed off waivers from **Twins** by **Rangers**.
- ◆ July 3, 2021...Claimed off waivers from **Rangers** by **Orioles**.
- ◆ Aug. 7, 2021...Claimed off waivers from **Orioles** by **Padres**.
- ◆ Nov. 19, 2021...Claimed off waivers from **Padres** by **Blue Jays**.
- ◆ Nov. 26, 2022...Signed by **Kia Tigers (KBO)** as foreign free agent.
- ◆ July 20, 2023...Signed by **Phillies** as minor league free agent.
- ◆ Feb. 23, 2024...Signed by **Olmecas de Tabasco** as free agent.
- ◆ Apr. 18, 2024...Signed by **Rangers** as minor league free agent.
- ◆ May 30, 2024...Traded by **Rangers** to **Marlins** for cash considerations.
- ◆ Feb. 6, 2025...Signed by **Angels** as minor league free agent.

SHAUN ANDERSON



PERSONAL/MISC

- ◆ Shaun Anderson.
- ◆ Hobbies include cooking, training others/creating workout routines, and driving a golf ball...Favourite type of exercise is a Bulgarian lunge, which is supposed to help develop lower-body strength and stability.
- ◆ Attended American Heritage High School, a private prep school in Plantation, FL, before playing three seasons at the University of Florida...In his junior year as a Gator, he fashioned a 3-0 record with a 0.97 ERA and a 0.82 WHIP over 36 games.
- ◆ Drafted by Washington out of high school in 2013 but did not sign...Was selected with the final pick of the 40th round.
- ◆ Named a Rawlings Preseason All-American and Florida All Region 1st Team member in 2013.
- ◆ Originally signed by Red Sox scout Stephen Hargett.

CAREER FIELDING

| POS | PCT | G | PO | A | E | TC | DP | PK |
|-----|------|----|----|----|---|----|----|----|
| P | .941 | 69 | 13 | 19 | 2 | 34 | 2 | 0 |

ANDERSON'S CAREER HIGHS

| SEASON | | GAME | |
|--------|-------------|------|-----------------------------------|
| Wins | 3 — 2019 | SO | 8 — 7/12/19 at MIL |
| Losses | 5 — 2019 | IP | 7.0 — 6/1/19 at BAL |
| ERA | 3.52 — 2020 | ER | 5 — Twice; last, 6/22/24 vs. SEA |
| IP | 96.0 — 2019 | BB | 3 — 6 times; last, 8/7/19 vs. WSH |
| SO | 70 — 2019 | H | 9 — Twice; last, 6/14/24 at WSH |

POSITION PLAYERS PITCHING

| Player | Date | Opponent | Pitching Line |
|------------------|--------------------|-------------|--|
| Donnie Hill | July 8, 1990 | @Milwaukee | 1 IP, 0 H, 0 R, 1 BB, 1 SO (20 PIT - 9 STR) |
| Rene Gonzales | June 6, 1993 | @Detroit | 1 IP, 0 H, 0 R, 0 BB, 0 SO (13 PIT - 5 STR) |
| Chilli Davis | June 17, 1993 | vs. Texas | 2 IP, 0 H, 0 R, 0 BB, 0 SO, 1 HBP (17 PIT - 8 STR) |
| Francisco Arcia | Aug. 11, 2018 | vs. Oakland | 1 IP, 1 H, 0 R, 0 BB, 0 SO (8 PIT - 6 STR) |
| Francisco Arcia | Sept. 20, 2018 | @Oakland | 2 IP, 4 H, 3 R, 3 ER, 0 BB, 0 SO, 2 HR (24 PIT - 17 STR) |
| Anthony Bemboom | Aug. 24, 2020 | @Houston | 1 IP, 0 H, 0 R, 1 BB, 0 SO (16 PIT - 9 STR) |
| Anthony Bemboom | April 24, 2021 | @Houston | 1 IP, 3 H, 2 R, 2 ER, 0 BB, 0 SO, 1 HR (21 PIT - 14 STR) |
| Adam Eaton | July 27, 2021 | Colorado | 1 IP, 2 H, 0 R, 0 BB, 0 SO (21 PIT - 13 STR) |
| Jack Mayfield | June 17, 2022 | @Seattle | 1 IP, 1 H, 0 R, 0 BB, 0 SO (13 PIT - 8 STR) |
| Phil Gosselin | Aug. 23, 2022 | @Tampa Bay | 1 IP, 0 H, 0 R, 0 BB, 0 SO (5 PIT - 3 STR) |
| Brett Phillips | May 6, 2023 | Texas | 0.1 IP, 1 H, 0 R, 1 B, 0 SO (7 PIT - 3 STR) |
| Jake Lamb | May 7, 2023 | Texas | 1 IP, 1 H, 0 R, 0 BB, 0 SO (8 PIT - 5 STR) |
| Eduardo Escobar | Aug. 14, 2023 | @Texas | 1 IP, 1 H, 1 R, 0 ER, 0 BB, 0 SO (15 PIT - 9 STR) |
| Eduardo Escobar | Aug. 19, 2023 (G2) | Tampa Bay | 1 IP, 1 H, 1 R, 1 ER, 1 BB, 0 SO (14 PIT - 6 STR) |
| Eduardo Escobar | Sept. 15, 2023 | Detroit | 1.2 IP, 0 H, 0 R, 0 BB, 0 SO (15 PIT - 9 STR) |
| Miguel Sanó | April 7, 2024 | Boston | 0.1 IP, 0 H, 0 R, 0 BB, 0 SO (3 PIT - 3 STR) |
| Aaron Hicks | April 27, 2024 | Minnesota | 1.0 IP, 2 H, 2 R, 2 ER, 1 BB, 0 SO (18 PIT - 13 STR) |
| Cole Tucker | June 1, 2024 | @Seattle | 1.0 IP, 1 H, 1 R, 1 ER, 1 BB, 0 SO (10 PIT - 6 STR) |
| Luis Guillorme | June 16, 2024 | @Seattle | 1.0 IP, 0 H, 0 R, 0 BB, 0 SO (6 PIT - 3 STR) |
| Luis Guillorme | July 19, 2024 | @Oakland | 1.0 IP, 1 H, 0 R, 1 BB, 0 SO (17 PIT - 9 STR) |
| Michael Stefanic | Sept. 21, 2024 | @Houston | 1.0 IP, 1 H, 0 R, 0 BB, 0 SO (15 PIT - 9 STR) |

• Bobby Darwin made one appearance for Angels in 1962...Worked primarily as minor league pitcher until 1969 and became full-time outfielder in 1970.

- Willie Smith made 15 appearances for Angels in 1964...Was converted to full-time outfielder later that year.
- Shohei Ohtani served as a two-way player from 2018-23.
- Jared Walsh served as a two-way player in 2019.



INFILDER

TIM ANDERSON



77

BATS
RIGHTTHROWS
RIGHTHEIGHT
6-1WEIGHT
185

BORN: JUNE 23, 1993

BIRTHPLACE: TUSCALOOSA, AL

MLB SERVICE: 8 YEARS, 43 DAYS

ACQUIRED: SIGNED AS MINOR LEAGUE FREE AGENT, JAN. 21, 2025

SIGNED THRU: 2025; SIGNED ONE-YEAR CONTRACT, JAN. 21, 2025

OPENING DAY AGE: 31

RESIDES: GOODYEAR, AZ

NON-ROSTER INVITEE

ANDERSON'S LIFETIME PLAYING RECORD

| Year | Club | AVG | G | AB | R | H | 2B | 3B | HR | RBI | SH | SF | HBP | BB | IBB | SO | SB | CS | GDP | SLG | OBP | E |
|--------------|------------------|-------|-----|------|-----|------|-----|----|----|-----|----|----|-----|-----|-----|-----|-----|----|-----|------|------|-----|
| 2013 | — Kannapolis | .277 | 68 | 267 | 45 | 74 | 10 | 5 | 1 | 21 | 2 | 2 | 7 | 23 | 0 | 78 | 24 | 4 | 5 | .363 | .348 | 19 |
| 2014 | — Winston-Salem | .297 | 68 | 286 | 48 | 85 | 18 | 7 | 6 | 31 | 0 | 2 | 5 | 7 | 0 | 68 | 10 | 3 | 4 | .472 | .323 | 31 |
| | AZL White Sox | .200 | 5 | 15 | 2 | 3 | 0 | 0 | 2 | 2 | 0 | 0 | 0 | 2 | 0 | 5 | 0 | 1 | 0 | .600 | .294 | 0 |
| | Birmingham | .364 | 10 | 44 | 7 | 16 | 3 | 0 | 1 | 7 | 1 | 0 | 0 | 0 | 0 | 9 | 0 | 1 | 0 | .500 | .364 | 3 |
| 2015 | — Birmingham | .312 | 125 | 513 | 79 | 160 | 21 | 12 | 5 | 46 | 4 | 2 | 7 | 24 | 0 | 114 | 49 | 13 | 6 | .429 | .350 | 25 |
| 2016 | — Charlotte | .304 | 55 | 247 | 39 | 75 | 10 | 2 | 4 | 20 | 1 | 0 | 0 | 8 | 0 | 58 | 11 | 4 | 5 | .409 | .326 | 10 |
| | CHICAGO (A.L.) | .283 | 99 | 410 | 57 | 116 | 22 | 6 | 9 | 30 | 6 | 1 | 1 | 13 | 0 | 117 | 10 | 2 | 15 | .432 | .306 | 14 |
| 2017 | — CHICAGO (A.L.) | .257 | 146 | 587 | 72 | 151 | 26 | 4 | 17 | 56 | 2 | 1 | 3 | 13 | 0 | 162 | 15 | 1 | 13 | .402 | .277 | 28 |
| 2018 | — CHICAGO (A.L.) | .240 | 153 | 567 | 77 | 136 | 28 | 3 | 20 | 64 | 2 | 3 | 4 | 30 | 2 | 149 | 26 | 8 | 15 | .406 | .282 | 20 |
| 2019 | — CHICAGO (A.L.) | .335★ | 123 | 498 | 81 | 167 | 32 | 0 | 18 | 56 | 0 | 2 | 3 | 15 | 0 | 109 | 17 | 5 | 12 | .508 | .357 | 26 |
| | Charlotte (1) | .348 | 5 | 23 | 3 | 8 | 1 | 0 | 1 | 4 | 0 | 0 | 0 | 0 | 0 | 2 | 0 | 0 | 0 | .522 | .348 | 1 |
| 2020 | — CHICAGO (A.L.) | .322 | 49 | 208 | 45★ | 67 | 11 | 1 | 10 | 21 | 0 | 1 | 2 | 10 | 0 | 50 | 5 | 2 | 4 | .529 | .358 | 6 |
| 2021 | — CHICAGO (A.L.) | .309 | 123 | 527 | 94 | 163 | 29 | 2 | 17 | 61 | 0 | 1 | 1 | 22 | 1 | 119 | 18 | 7 | 5 | .469 | .338 | 10 |
| 2022 | — CHICAGO (A.L.) | .301 | 79 | 332 | 50 | 100 | 13 | 0 | 6 | 25 | 0 | 0 | 5 | 14 | 1 | 55 | 13 | 0 | 10 | .395 | .339 | 12 |
| | Charlotte (1) | .333 | 4 | 15 | 0 | 5 | 0 | 0 | 1 | 0 | 0 | 0 | 0 | 0 | 0 | 5 | 0 | 0 | 0 | .333 | .333 | 0 |
| 2023 | — CHICAGO (A.L.) | .245 | 123 | 493 | 52 | 121 | 18 | 2 | 1 | 25 | 0 | 2 | 3 | 26 | 0 | 122 | 13 | 2 | 15 | .296 | .286 | 15 |
| | Charlotte (1) | .200 | 3 | 10 | 1 | 2 | 1 | 0 | 0 | 1 | 0 | 0 | 0 | 0 | 0 | 1 | 0 | 0 | 0 | .300 | .200 | 0 |
| 2024 | — MIAMI | .214 | 65 | 234 | 16 | 50 | 3 | 0 | 0 | 9 | 0 | 0 | 0 | 7 | 0 | 68 | 4 | 4 | 6 | .227 | .237 | 9 |
| | Jacksonville (1) | .444 | 2 | 9 | 5 | 4 | 0 | 0 | 1 | 2 | 0 | 0 | 0 | 1 | 0 | 1 | 0 | 0 | 0 | .778 | .500 | 0 |
| MAJOR TOTALS | | .278 | 960 | 3856 | 544 | 1071 | 182 | 18 | 98 | 347 | 10 | 11 | 22 | 150 | 4 | 951 | 121 | 31 | 95 | .411 | .308 | 140 |
| MINOR TOTALS | | .302 | 345 | 1429 | 229 | 432 | 64 | 26 | 21 | 135 | 8 | 6 | 19 | 65 | 0 | 341 | 94 | 26 | 20 | .428 | .340 | 89 |

★ led or tied for league lead

(1) rehab assignment

Disabling Injuries: 2024 — Lower back tightness; disabled May 13 (retro to May 11) - May 21
 2023 — Left knee sprain; disabled Apr. 11 - May 2
 2022 — Sagittal band tear on left middle finger; disabled Aug. 9 - end of season
 Right groin strain; disabled May 31 (retro to May 30) - June 20
 2021 — Left hamstring strain; Sept. 1 - Sept. 14
 Left hamstring strain; disabled Apr. 7 - Apr. 15
 2020 — Right groin strain; disabled Aug. 1 - Aug. 11
 2019 — Right ankle sprain; disabled June 28 (retro to June 26) - July 29

2024 SEASON

- ◆ Appeared in 65 games in ninth career Major League season and first with **Miami**...Batted .214 (50/234) with 16 runs scored, three doubles, and nine RBI...Signed one-year contract Marlins on Feb. 24, 2024.
- ◆ Placed on 10-day IL (lower back tightness) from May 11-18...Also missed time on bereavement list from June 7-10...Appeared in two games on rehab assignment with Triple-A **Jacksonville**.
- ◆ Batted .405 (17/42) from June 11-21 (10 games)...Had seven multi-hit games in that span, including in four straight games from June 11-14 (nine hits).
- ◆ Designated for assignment on July 2...Released by Marlins on July 5.



MAJOR LEAGUE SUMMARY

2023

- ◆ Appeared in eighth MLB season with **White Sox**...Appeared in 121 games, including 117 starts at shortstop and two at second base (first professional appearances).
- ◆ Slashed .304/.331/.384 (38/125) vs. LHP, compared to .226/.272/.266 (83/368) vs. RHP.
- ◆ Batted .274/.321/.338 (60/219) in the second half (56 games), after starting the season with a .223/.259/.263 (61/274) line prior to the break (67 games).
- ◆ Matched his career high with four hits three times: April 7 at PIT, May 26 at DET, and Sept. 18 at WSH.
- ◆ Was placed on the Injured List on April 11 with a sprained left knee (suffered on April 10 at MIN). Appeared in three injury rehabilitation games with Triple-A **Charlotte** and was reinstated on May 2.
- ◆ Was ejected from the game on Aug. 6 at CLE following an on-field altercation with CLE's José Ramírez. Was suspended six games and fined an undisclosed amount by MLB. Reached a settlement with MLB to reduce the suspension to five games, and served from Aug. 18-22.
- ◆ Stole home on July 22 at MIN...First steal of home for the White Sox since Billy Hamilton on Sept. 26, 2021 at CLE.
- ◆ Reached 1,000 career hits on Sept. 3 vs. DET, becoming the 30th player in franchise history to reach the milestone and the 19th to record his first 1,000 career hits with White Sox.
- ◆ Went 16/38 (.421) with a double, RBI and four runs scored over a season-high 10-game hitting streak from Sept. 9-20.

2022

- ◆ Was limited in seventh MLB season with **White Sox** to a career-low 79 games due to injury...Did not play after undergoing surgery on left hand in early August.
- ◆ Hit .301 (100/332), his fourth consecutive season batting over .300.
- ◆ Slashed .397/.426/.534 (23/58) vs. LHP, compared to .281/.321/.365 (77/274) vs. RHP.
- ◆ Was successful on all 13 stolen-base attempts...Recorded 100th-career stolen base on June 27 at LAA.
- ◆ Hit two leadoff homers to bring his career total to 15, second-most in White Sox history behind Ray Durham (20).
- ◆ Batted .356 (58/163) with nine doubles, five homers, 19 RBI, and an .896 OPS in 40 combined games in April and May.
- ◆ Homered on the first pitch of the game for the sixth time in his career on April 24 at MIN, tying Hall-of-Famer Craig Biggio for the third-highest total in MLB history.
- ◆ Left the game in the fifth inning on May 29 vs. CHC with a strained right groin and placed on the 10-day Injured List on May 31 (retroactive to May 30)...Appeared in four rehab games with Triple-A **Charlotte** and was reinstated on June 20.
- ◆ Voted A.L. starting shortstop in the All-Star Game, his second All-Star appearance (also 2021)...Named the second African American player to be voted A.L. starting shortstop, joining Derek Jeter (nine times, last 2014).
- ◆ Placed on 10-day Injured List on Aug. 9 with a sagittal band tear on the middle finger of his left hand. Underwent successful surgery on Aug. 11 in Chicago in a procedure performed by hand specialist Dr. John Fernandez of Midwest Orthopedics at RUSH, Surgery Center. Missed the remainder of the season.

2021

- ◆ Began sixth season with **Chicago (A.L.)**...Ranked fourth in the A.L. in AVG (.309) in first-career All-Star season.
- ◆ First player in White Sox history to finish in the top five of the A.L. batting average leaders in three consecutive seasons (2019-2021).
- ◆ Led the White Sox in hits (163), runs scored (94), stolen bases (18), multi-hit games (46) and three-hit games (16).
- ◆ Was the White Sox Opening Day shortstop for the fifth consecutive season.
- ◆ Left in the first inning on April 4 at LAA with left hamstring tightness, missed two games before being placed on the 10-day Injured List on April 7 (retroactive to April 5) with a strained left hamstring...Reinstated from the I.L. on April 15.
- ◆ Connected on his second career grand slam on May 1 vs. CLE off Triston McKenzie.
- ◆ Had a career-high 16-game hitting streak from June 27 to July 19 and batted .394 (28/71) with six doubles, three home runs, 10 RBI, and seven multi-hit efforts during the span.
- ◆ Scored a run in 13 straight games from July 2-20, the fifth-longest streak in club history, and the longest by a White Sox player since Jim Thome's club-record 17 games from April 2-22, 2006 (22 runs scored total).
- ◆ Recorded a hit and scored a run in 12 straight games from July 2-19, the longest streak in club history.
- ◆ Hit his second career game-ending home run on Aug. 12 vs. NYY, a two-run shot off LHP Zach Britton in the inaugural "MLB at the Field of Dreams" Game in Dyersville, Iowa.
- ◆ Missed four games from Aug. 21-24 with left hamstring tightness and back-to-back games on Aug. 29 vs. CHC and Aug. 31 vs. PIT before being placed on the 10-day IL (retroactive to Aug. 29)...Reinstated on Sept. 14.
- ◆ Selected as the cover athlete for R.B.I. Baseball '21.



2020

- ◆ Finished second in the A.L. with a .322 AVG (67/208) in fifth season with **White Sox**.
- ◆ Won first career A.L. Silver Slugger Award, joining Alexei Ramírez (2010, 2014) as the only shortstops in White Sox history to earn the honor.
- ◆ Tied CLE's José Ramírez for the A.L. lead with 45 runs scored; Joined John Mostil (135 in 1925) and Frank Thomas (106 in 1994) as the only players in White Sox history to lead the A.L. in runs.
- ◆ Batted .449/.509/1.000 (22/49) with seven doubles, six home runs, and 12 RBI vs. LHP; Led the A.L. in slugging and OPS vs. LHP, and ranked second in AVG and OBP.
- ◆ Became the fifth player in MLB history to hit a leadoff homer in three straight games against a single opponent (DET on Aug. 12 and Aug. 17-18).
- ◆ For the second straight year, was selected as the White Sox nominee for the Roberto Clemente Award.

2019

- ◆ Played fourth season with **White Sox** and led the Major Leagues with a .335 AVG (167/498), joining Luke Appling (.388 in 1936) as the only players in White Sox history to accomplish the feat.
- ◆ Became the first player in MLB history to lead his league in AVG while finishing last among qualifiers in walks (15) (STATS).
- ◆ Set then-career highs in runs scored (81), hits (167), doubles (32), and total bases (253).
- ◆ Six four-hit games led the Majors and were the most by a White Sox shortstop since Appling in 1936 (seven).
- ◆ Selected as the White Sox nominee for the Roberto Clemente Award.
- ◆ Named A.L. Player of the Month for March/April, his first career monthly honor and became the first White Sox middle infielder ever to earn an A.L. monthly honor...Hit .375/.394/.615 (36/96) with five doubles, six home runs, 18 RBI, 21 runs scored, 10 stolen bases, and a 1.009 OPS over 23 games during March/April.
- ◆ On the Paternity List from April 3-4 after he and his wife, Bria, welcomed their second child, daughter Paxton, on April 1.
- ◆ Led off the ninth inning on April 26 vs. DET with his first career game-winning home run to cap a four-hit night.
- ◆ Left the game on June 25 at BOS after spraining his right ankle and was placed on the 10-day Injured List (retroactive to June 26)...Appeared in five rehab games with Triple-A **Charlotte** from July 24-29; Reinstated from the IL on July 30.

2018

- ◆ Appeared in career-high 153 games for **White Sox** in third MLB season.
- ◆ Became the first shortstop in White Sox history to record at least 20 home runs and 20 stolen bases in a season...Joined Mookie Betts, Francisco Lindor, José Ramírez, Starling Marte, and Trevor Story as the only players in the Majors with at least 20 home runs and 25 stolen bases.
- ◆ 20 home runs were the most by a White Sox shortstop since Juan Uribe in 2007 (20).
- ◆ Recorded his first-career multi-homer game on Opening Day at KC.

2017

- ◆ Second MLB season with **White Sox**...His 17 home runs ranked sixth among A.L. shortstops.
- ◆ Became the youngest shortstop (age 24) in White Sox history to hit at least 10 home runs.
- ◆ Was successful on 93.8 percent (15/16) of his steal attempts.
- ◆ Batted .343 (36/105) over his last 25 games and .299 (66/221) with 13 doubles, eight home runs, and 27 RBI over his last 53 games.
- ◆ Agreed to terms on a six-year, \$25-million contract on March 21, including club options for 2023 and 2024.

2016

- ◆ Began season with Triple-A **Charlotte** and batted .304 (75/247) with a .734 OPS in 55 games before contract was selected by **White Sox** on June 10.
- ◆ Made Major League debut with Chicago on June 10 against Royals...Doubled in first plate appearance off RHP Ian Kennedy in the 3rd inning...Also singled in the 6th inning.
- ◆ Hit first career home run on June 23 at BOS, a leadoff shot off RHP Clay Buchholz. Became the first White Sox player to lead off the first with his first-career homer since Thad Bosley on May 29, 1978 vs. OAK (STATS).
- ◆ Finished the season having led all A.L. rookies in triples and ranked second in runs (57), doubles (tied; 22), and stolen bases (tied; 10), and third in hits (116), total bases (177), and extra-base hits (37).



POSTSEASON SUMMARY

- ◆ Has made appearances in two postseasons, in 2020 and 2021, both with the White Sox...Batting .485 (16/33) over seven games in postseason career...16 hits are the most in MLB history over a player's first seven playoff games, and tied for the fifth-most in White Sox history...Has five games with at least three hits, a Chicago (A.L.) postseason record...Anderson's .485 playoff average is the highest in White Sox history (min. 30 PA).
- ◆ Returned to October in **2021** with White Sox...Batted .368 with four runs scored and a .737 OPS in four games as White Sox lost ALDS to Houston...Had three hits apiece in Game 2 and Game 3.
- ◆ Made postseason debut in **2020** with White Sox...Batted .643 (9/14) with a 1.429 OPS in three games as Chicago dropped Wild Card Series against Oakland...Recorded three hits in each game of the series, including two doubles.

WILD CARD SERIES TOTALS

| Year | Club, Opp | AVG | G | AB | R | H | 2B | 3B | HR | RBI | SH | SF | HBP | BB | IBB | SO | SB | CS | GDP | SLG | OBP | E |
|-------|-----------|------|---|----|---|---|----|----|----|-----|----|----|-----|----|-----|----|----|----|-----|------|------|---|
| 2020— | CWS, OAK | .643 | 3 | 14 | 2 | 9 | 2 | 0 | 0 | 0 | 0 | 0 | 0 | 0 | 0 | 0 | 0 | 0 | 0 | .786 | .643 | 0 |

DIVISION SERIES TOTALS

| Year | Club, Opp | AVG | G | AB | R | H | 2B | 3B | HR | RBI | SH | SF | HBP | BB | IBB | SO | SB | CS | GDP | SLG | OBP | E |
|-------|-----------|------|---|----|---|---|----|----|----|-----|----|----|-----|----|-----|----|----|----|-----|------|------|---|
| 2021— | CWS, HOU | .368 | 4 | 19 | 4 | 7 | 0 | 0 | 0 | 1 | 0 | 0 | 0 | 0 | 0 | 5 | 0 | 0 | 0 | .368 | .368 | 1 |

NOTABLE MINOR LEAGUE AWARDS AND HONORS

- ◆ **2016** International League Player of the Week for week of May 15.
- ◆ **2015** MiLB.com Organization All-Star...Southern League Mid-Season All-Star...Southern League All-Star Game Top Star...Southern League Post-Season All-Star...Southern League Best Utility Player...Southern League Best Hustler.
- ◆ **2014** Carolina League Mid-Season All-Star.

CAREER TRANSACTIONS

- ◆ June 6, 2013...Selected by **White Sox** in first round (17th overall) of First-Year Player Draft.
- ◆ Mar. 21, 2017...Signed six-year extension with **White Sox**.
- ◆ Feb. 24, 2024...Signed by **Marlins** to one-year contract.
- ◆ Jan. 21, 2025...Signed by **Angels** as minor league free agent.

PERSONAL/MISC

- ◆ Timothy Devon Anderson...On Instagram: @TimAnderson7.
- ◆ Married Brianna...the couple has two daughters: Peyton and Paxton.
- ◆ Attended East Central Community College (Decatur, MS), where he led the nation with a .495 average and ranked second with 41 stolen bases as a sophomore in 2013.
- ◆ Graduated in 2011 from Hillcrest High School (Tuscaloosa, AL)...Did not play baseball until his junior year...led the basketball team to the state title as a senior.
- ◆ Originally signed by White Sox scout Warren Hughes.

MISCELLANEOUS STATS

TWO-HR GAMES (6)

Sept. 23, 2021 (G1) at CLE
May 26, 2018 at DET

Sept. 19, 2020 at CIN
May 5, 2018 vs. MIN

Aug. 17, 2020 vs. DET
Mar. 29, 2018 at KC

CAREER GRAND SLAM HOME RUNS (2)

May 1, 2021 vs. CLE

Apr. 14, 2019 at NYY

CAREER LEADOFF HOME RUNS (16)

July 29, 2023 vs. CLE
Sept. 23, 2021 (G1) at CLE
May 13, 2021 vs. MIN
Aug. 17, 2020 vs. DET
Aug. 15, 2017 at LAD
June 21, 2016 at BOS

Apr. 30, 2022 vs. LAA
Aug. 9, 2021 at MIN
Apr. 18, 2021 (G1) at BOS
Aug. 12, 2020 at DET
Aug. 5, 2017 at BOS

Apr. 24, 2022 at MIN
Aug. 8, 2021 at CHC
Aug. 18, 2020 vs. DET
Apr. 28, 2018 (G2) at KC
Apr. 13, 2017 at CLE

CAREER WALK-OFF PLATE APPEARANCES (4)

June 21, 2024 vs. SEA (RBI single; 10th)
Aug. 23, 2017 vs. MIN (RBI single; 9th)

Aug. 12, 2021 vs. NYY (2-run HR; 9th)

Apr. 26, 2019 vs. DET (solo HR; 9th)



INFIELDER

TIM ANDERSON

ALL-STAR GAME RECORD

| Year | Club, Site | AVG | G | AB | R | H | 2B | 3B | HR | RBI | SH | SF | HBP | BB | IBB | SO | SB | CS | GDP | SLG | OBP | E |
|----------------|------------|-------------|----------|----------|----------|----------|----------|----------|----------|----------|----------|----------|----------|----------|----------|----------|----------|----------|----------|-------------|-------------|----------|
| 2021—A.L., COL | | --- | 1 | 0 | 0 | 0 | 0 | 0 | 0 | 0 | 0 | 0 | 0 | 0 | 0 | 0 | 0 | 0 | 0 | --- | --- | 0 |
| 2022—A.L., LAD | | .500 | 1 | 2 | 0 | 1 | 0 | 0 | 0 | 0 | 0 | 0 | 0 | 0 | 0 | 0 | 0 | 0 | 0 | .500 | .500 | 0 |
| TOTALS | | .500 | 2 | 2 | 0 | 1 | 0 | 0 | 0 | 0 | 0 | 0 | 0 | 0 | 0 | 0 | 0 | 0 | 0 | .500 | .500 | 0 |

WORLD BASEBALL CLASSIC TOTALS

| Year | Club | AVG | G | AB | R | H | 2B | 3B | HR | RBI | SH | SF | HBP | BB | IBB | SO | SB | CS | GDP | SLG | OBP | E |
|-------|---------------|------|---|----|---|---|----|----|----|-----|----|----|-----|----|-----|----|----|----|-----|------|------|---|
| 2023— | United States | .333 | 6 | 18 | 3 | 6 | 1 | 1 | 0 | 5 | 0 | 1 | 0 | 2 | 0 | 7 | 1 | 0 | 0 | .500 | .381 | 0 |

CAREER FIELDING

| POS | PCT | G | PO | A | E | TC | DP |
|-----|------|-----|------|------|-----|------|-----|
| SS | .962 | 948 | 1248 | 2314 | 139 | 3701 | 494 |
| 2B | .833 | 2 | 3 | 2 | 1 | 6 | 0 |

ANDERSON'S CAREER HIGHS

| | SEASON | | GAME |
|-----|-------------|------------|--|
| AVG | .335 — 2019 | H | 4 — 16 times; last, 9/18/23 at WSH |
| H | 167 — 2019 | HR | 2 — 6 times; last, 9/23/21 (G1) at CLE |
| R | 94 — 2021 | R | 4 — 3 times; last, 4/7/23 at PIT |
| BB | 30 — 2018 | BB | 2 — 10 times; last, 7/23/22 (G2) vs. CLE |
| 2B | 32 — 2019 | 2B | 2 — 11 times; last, 4/7/23 at PIT |
| HR | 20 — 2018 | RBI | 4 — 5 times; last, 9/23/21 (G1) at CLE |
| RBI | 64 — 2018 | Hit Streak | 16 — June 27, 2021 - July 19, 2021 (G1) |

MICHELLE CAREW COMMUNITY COURTYARD

Dedicated Sept. 17, 1999

The Michelle Carew Community Courtyard features a bronze statue bust of Michelle with the family's Rottweiler dog Hunter. The statue is placed in the Angel Stadium perimeter plaza, located just inside Gate 3.

Michelle Carew passed away April 17, 1996 at the age of 18 after a courageous battle with leukemia. Michelle, daughter of former Angel and Hall of Famer Rod Carew, became ill Sept. 10, 1995 and was diagnosed with acute non-lymphocytic leukemia (ANLL), Sept. 18. In the months that followed, the Carew family went on a nationwide publicity campaign that generated more than 70,000 phone calls to the National Bone Marrow Program. As a result, phone calls from minorities more than doubled weekly, and overall donor registration increased by 33 percent.

INSCRIPTION: *This courtyard was dedicated September 17th 1999 in loving memory of Michelle Carew. Her spirited battle against leukemia raised awareness of the National Marrow Donor Program throughout this country. In the process, her legacy has saved countless lives. "When she went to sleep, she woke up the world."*



TYLER ANDERSON



31

BATS
LEFTTHROWS
LEFTHEIGHT
6-2WEIGHT
220

BORN: DEC. 30, 1989

BIRTHPLACE: LAS VEGAS, NV

MLB SERVICE: 9 YEARS, 65 DAYS

ACQUIRED: SIGNED AS FREE AGENT; NOV. 16, 2022

SIGNED THRU: 2025; SIGNED THREE-YEAR CONTRACT, NOV. 16, 2022

OPENING DAY AGE: 35

RESIDES: SCOTTSDALE, AZ

ANDERSON'S LIFETIME PITCHING RECORD

| Year | Club | W-L | ERA | G | GS | CG | GF | SHO | SV | IP | H | R | ER | HR | HB | BB | IBB | SO | WP | BK | BAA |
|--------------|----------------------|------------------------|-------|-----|-----|----|----|-----|----|--------|------|-----|-----|-----|----|-----|-----|-----|----|----|------|
| 2012 | — Asheville | 12-3 | 2.47 | 20 | 20 | 2 | 0 | 1 | 0 | 120.1 | 102 | 43 | 33 | 5 | 3 | 28 | 0 | 81 | 5 | 1 | .232 |
| 2013 | — Modesto | 3-2 | 3.25 | 13 | 13 | 0 | 0 | 0 | 0 | 74.2 | 62 | 34 | 27 | 10 | 2 | 24 | 0 | 63 | 3 | 0 | .224 |
| | Tri-City | 1-1 | 0.60 | 3 | 3 | 0 | 0 | 0 | 0 | 15.0 | 9 | 6 | 1 | 0 | 0 | 3 | 0 | 13 | 2 | 0 | .164 |
| 2014 | — Tulsa | 7-4 | 1.98 | 23 | 23 | 0 | 0 | 0 | 0 | 118.1 | 91 | 37 | 26 | 3 | 4 | 40 | 0 | 106 | 8 | 3 | .216 |
| 2015 | — COLORADO | INJURED — DID NOT PLAY | | | | | | | | | | | | | | | | | | | |
| 2016 | — Modesto (1) | 0-0 | 4.91 | 1 | 1 | 0 | 0 | 0 | 0 | 3.2 | 2 | 2 | 2 | 0 | 0 | 5 | 0 | 6 | 0 | 0 | .154 |
| | Hartford | 1-1 | 1.80 | 2 | 2 | 0 | 0 | 0 | 0 | 10.0 | 6 | 3 | 2 | 0 | 0 | 2 | 0 | 11 | 3 | 0 | .167 |
| | Albuquerque | 1-1 | 2.12 | 3 | 3 | 0 | 0 | 0 | 0 | 17.0 | 15 | 4 | 4 | 1 | 0 | 6 | 0 | 13 | 2 | 1 | .238 |
| | COLORADO | 5-6 | 3.54 | 19 | 19 | 0 | 0 | 0 | 0 | 114.1 | 119 | 50 | 45 | 12 | 3 | 28 | 2 | 99 | 4 | 3 | .272 |
| 2017 | — COLORADO | 6-6 | 4.81 | 17 | 15 | 0 | 1 | 0 | 0 | 86.0 | 88 | 48 | 46 | 16 | 2 | 26 | 0 | 81 | 6 | 2 | .269 |
| | Albuquerque (1) | 0-2 | 4.38 | 4 | 2 | 0 | 0 | 0 | 0 | 12.1 | 14 | 6 | 6 | 0 | 0 | 4 | 0 | 13 | 0 | 0 | .304 |
| 2018 | — COLORADO | 7-9 | 4.55 | 32 | 32 | 0 | 0 | 0 | 0 | 176.0 | 165 | 94 | 89 | 30 | 3 | 59 | 1 | 164 | 9 | 2 | .248 |
| 2019 | — COLORADO | 0-3 | 11.76 | 5 | 5 | 0 | 0 | 0 | 0 | 20.2 | 33 | 27 | 27 | 8 | 0 | 11 | 0 | 23 | 0 | 1 | .363 |
| 2020 | — SAN FRANCISCO | 4-3 | 4.37 | 13 | 11 | 1 | 0 | 0 | 0 | 59.2 | 58 | 32 | 29 | 5 | 4 | 25 | 0 | 41 | 1 | 0 | .256 |
| 2021 | — PITTSBURGH | 5-8 | 4.35 | 18 | 18 | 0 | 0 | 0 | 0 | 103.1 | 99 | 52 | 50 | 16 | 1 | 25 | 0 | 86 | 0 | 0 | .251 |
| | SEATTLE | 2-3 | 4.81 | 13 | 13 | 0 | 0 | 0 | 0 | 63.2 | 71 | 35 | 34 | 11 | 0 | 13 | 2 | 48 | 1 | 1 | .280 |
| 2022 | — LOS ANGELES (N.L.) | 15-5 | 2.57 | 30 | 28 | 0 | 0 | 0 | 0 | 178.2 | 145 | 57 | 51 | 14 | 9 | 34 | 0 | 138 | 6 | 0 | .221 |
| 2023 | — LAA | 6-6 | 5.43 | 27 | 25 | 0 | 0 | 0 | 0 | 141.0 | 146 | 90 | 85 | 20 | 7 | 64 | 1 | 119 | 6 | 2 | .266 |
| 2024 | — LAA | 10-15 | 3.81 | 31 | 31 | 0 | 0 | 0 | 0 | 179.1 | 158 | 83 | 76 | 24 | 7 | 73 | 2 | 142 | 3 | 1 | .232 |
| MAJOR TOTALS | | 60-64 | 4.26 | 205 | 197 | 1 | 1 | 0 | 0 | 1122.2 | 1082 | 568 | 532 | 156 | 36 | 358 | 8 | 941 | 36 | 12 | .253 |
| A.L. TOTALS | | 18-24 | 4.57 | 71 | 69 | 0 | 0 | 0 | 0 | 384.0 | 375 | 208 | 195 | 55 | 14 | 150 | 5 | 309 | 10 | 4 | .253 |
| N.L. TOTALS | | 42-40 | 4.11 | 134 | 128 | 1 | 1 | 0 | 0 | 738.2 | 707 | 360 | 337 | 101 | 22 | 208 | 3 | 632 | 26 | 8 | .253 |
| MINOR TOTALS | | 25-14 | 2.45 | 69 | 67 | 2 | 0 | 1 | 0 | 371.1 | 301 | 135 | 101 | 19 | 9 | 112 | 0 | 306 | 23 | 5 | .223 |

(1) rehab assignment

Disabling Injuries: 2023 — Left knee pain; disabled Sept. 24 (retro to Sept. 21) - end of season
 2019 — Left knee chondral defect; disabled May 22 - end of season
 Left knee inflammation; disabled April 7 - April 22
 2017 — Left knee inflammation; disabled June 26 - Sept. 10
 Left knee inflammation; disabled June 4 (retro to June 1) - June 22
 2016 — Oblique strain; disabled Apr. 3 - May 28
 2015 — Left elbow stress fracture; disabled July 10 - end of season

2024 SEASON

- ◆ Pitched to a 10-15 record and 3.81 ERA (179.1 IP - 76 ER) with 142 strikeouts against 73 walks in 31 starts in his second season with the **Angels**...His 179.1 innings pitched set a career-high and were the most in a season for an Angels pitcher since Andrew Heaney pitched 180 innings in 2018.
- ◆ Made second career All-Star team and first with Halos after going 8-8 with a 2.97 ERA (118.0 IP - 39 ER) and 81 strikeouts in 19 starts in the first half.
- ◆ Made nine starts against Interleague opponents in 2024 and went 3-4 with a 2.16 ERA (58.1 IP - 14 ER) with 43 strikeouts; Interleague ERA was lowest in American League (min. 50 IP).
- ◆ Held opponents to one run in six of seven outings from May 17 - June 19, with a 2.00 ERA (45.0 IP - 10 ER) in that span.
- ◆ Did not allow a run in 14.0 consecutive innings to begin the season, the longest scoreless streak to start a campaign in his career (previously, 8.0 innings in 2023)...First pitcher in Angels history to toss 7.0+ scoreless innings in each of his first two starts of a season...His 14.0 consecutive scoreless innings tied for second-longest streak by an Angels starter to begin a season (Ken Hill, 1998; Ted Bowsfield, 1961).



CAREER HIGHLIGHTS

- ◆ Enters 10th Major League season in 2025 and third year of a three-year contract with Angels...Has pitched in 205 career MLB games (197 starts) with Rockies (2016-2019), Giants (2020), Pirates (2021), Mariners (2021), Dodgers (2022), and the Angels (2023-2024).
- ◆ Made first career All-Star game in 2022 as a member of the Dodgers...Finished 2022 with career bests in ERA (2.57), WHIP (1.00), and opponent average (.221)...Made second career All-Star game in 2024 and represented the Angels; Reached career highs in innings pitched (179.1) and road ERA (2.77).
- ◆ Tossed first career complete game, Aug. 22, 2020 vs. Arizona as a member of Giants, allowing one run (unearned) on three hits with four strikeouts.
- ◆ Recorded consecutive outings of 8.0 scoreless innings on June 29, 2018 at Dodgers and July 4, 2018 vs. Giants.
- ◆ Made first Opening Day roster with Colorado in 2017 and has done so each subsequent season.
- ◆ In 2017, recorded second-lowest ERA (3.54) by a Colorado rookie pitcher (minimum 100 IP).
- ◆ On July 9, 2016 vs. Philadelphia, became second player in Rockies history to record his first Major League win and hit a home run in the same game, joining Jason Jennings (MLB debut - Aug. 23, 2001 at New York (N.L.).
- ◆ Made Major League debut with Colorado, June 12, 2016 vs. San Diego.

MAJOR LEAGUE SUMMARY

2023

- ◆ Pitched to a 6-6 record and 5.43 ERA (141.0 IP - 85 ER) with 119 strikeouts against 64 walks in 27 games (25 starts) in his first season with the **Angels**.
- ◆ Posted a 3.28 ERA (24.2 IP - 9 ER) with 20 strikeouts across five games (four starts) in July, and posted a 2.66 ERA (20.1 IP - 6 ER) with 15 strikeouts in his four starts in the month.
- ◆ Tossed a season-long 8.0 innings and allowed just two runs on four hits, one walk, and four strikeouts in Sept. 9 start against the Guardians.
- ◆ Took a no-decision in seven consecutive starts from April 8 - May 18, tied for the second-longest streak in franchise history (Eight straight no-decisions; Jim McGlothlin from 1966-1967).
- ◆ Earned the win in Angels debut on April 2 at Oakland after working 6.0 shutout frames, allowing four hits and two walks with four strikeouts.

2022

- ◆ Across 30 games (28 starts) for **Dodgers**, produced a 15-5 record with 2.57 ERA (178.2 IP - 51 ER) with 138 strikeouts against just 34 walks.
- ◆ Held a 1.00 WHIP and limited opponents to a .221 average on the year.
- ◆ Tossed 5.0+ innings in 26 of his 28 starts...Tallied season-high 10 strikeouts Oct. 2 vs. Colorado; third 10 strikeout game of career (also 8/24/16 at MIL and 5/6/17 vs. ARI - both as member of Rockies).
- ◆ Led Dodgers staff with 178.2 IP (career-high) and ranked third with 15 wins (career-high), second with 28 starts, and second with 138 strikeouts...Also had career-bests in ERA (2.57), WHIP (1.00) and opponent average (.221).
- ◆ Made first career All-Star game, but did not pitch in the game.
- ◆ Posted a 3-0 record with a 1.11 ERA (32.1 IP - 4 ER) and 24 strikeouts in July.
- ◆ Took a no-hitter into 9th inning of June 15 start vs. Angels, walking two and striking out eight...Shohei Ohtani's one out triple in the 9th inning originally broke up the no-hit bid; following the game, an official scoring change overturned an error call, resulting in Jared Walsh breaking up the no-hitter with a 7th inning infield single.

2021

- ◆ Split season between **Pirates** and **Mariners**, totaling 31 starts between both clubs.
- ◆ Began year with Pittsburgh, where he appeared in 18 starts and posted a 1.20 WHIP, before being dealt to Seattle, July 27, for two prospects, C Carter Bins and RHP Joaquin Tejada.
- ◆ Went a season-high 8.0 innings May 9 at Chicago (N.L.) during his time with the Pirates.
- ◆ Registered a season-high seven strikeouts in five different starts (four with Pirates), his last coming Sept. 20 at Oakland.
- ◆ Held righties to a .261 (127/486) average in 126.2 IP along with tallying 108 of 134 strikeouts against right-handed batters.

2020

- ◆ In only season with **Giants**, ranked second on San Francisco's staff in wins and starts and tied for second in innings pitched.
- ◆ Recorded four starts without allowing an earned run, becoming one of just five pitchers in MLB to record 4+ games of at least 5.0 innings pitched and no earned runs allowed, along with Cleveland's Shane Bieber (6), Kansas City's Brad Keller (5), Milwaukee's Corbin Burnes (4) and St. Louis' Kwang Hyun Kim...(4).
- ◆ Tossed first career complete game Aug. 22 vs. Arizona, allowing one run (unearned) on three hits with four strikeouts.
- ◆ Made two relief appearances (July 29 vs. San Diego & Aug. 2 vs. Texas) during the first two weeks of the season.
- ◆ Went 3-0 with a 2.75 ERA (19.2 IP - 6 ER) in his last four games of the season, including two starts with no earned runs allowed.



2019

- ◆ Made third career Opening Day roster with **Rockies** in his fourth Major League season.
- ◆ Totaled five starts before missing remainder of the season due to a left knee injury.
- ◆ On April 28 at Atlanta, became fifth Rockies pitcher to record at least nine strikeouts in fewer than 5.0 innings pitched.
- ◆ Placed on the 10-day injured list April 7 after making two starts...Was reinstated April 22 and made three starts additional starts before being optioned to Triple-A Albuquerque May 4...Recalled and placed on 60-day injured list May 22 with a left-knee chondral defect.
- ◆ Underwent season-ending left knee surgery June 11, to correct a chondral defect.

2018

- ◆ Set professional career highs in starts (32) and strikeouts (164) in third season with **Rockies**.
- ◆ Went 6-3 with a 3.72 ERA (113.2 IP - 47 ER) in 20 starts in first half.
- ◆ Recorded consecutive outings of 8.0 scoreless innings June 29 at Los Angeles (N.L.) and July 4 vs. San Francisco... Was third pitcher in Colorado history to record consecutive outings of 8.0+ scoreless innings (also: Ubaldo Jiménez, May 26-31, 2010 and Jason Marquis, June 30 - July 6, 2009)...First Rockies pitcher to accomplish that feat while allowing four or fewer hits in each start and first MLB pitcher to do so since Jake Arrieta, Aug. 30 - Sept. 5, 2015.
- ◆ Pitched 7.2 shutout innings in final start of regular season Sept. 30 vs. Washington...Marked third start of season with 7.2+ shutout innings, marking the most such starts for a Rockies pitcher since Ubaldo Jiménez in 2010.

2017

- ◆ With **Rockies**, made first career Opening Day roster and went 6-6 with a 4.81 ERA (86.0 IP - 46 ER) across 17 appearances (15 starts).
- ◆ Had two relief appearances (June 22 vs. Arizona and Sept. 11 at Arizona), which were the first of his professional career...Went 1-0 and pitched 5.0 scoreless innings across the two bullpen outings.
- ◆ Had two different stints on disabled list...Initially placed on Colorado's 10-day disabled list June 4 (retroactive to June 1) with left knee inflammation...Reinstated June 22 but made just two appearances (one start) before being placed back on IL June 26.
- ◆ Underwent arthroscopic surgery on left knee July 3 and was transferred to the 60-day DL July 26.
- ◆ After being reinstated from IL Sept. 10, was 3-1 with a 1.19 ERA (22.2 IP - 3 ER), three walks and 18 strikeouts in four appearances (three starts).
- ◆ Pitched 7.0 scoreless innings in last start of season, Sept. 26 vs. Miami; was longest scoreless outing of his career, to date.

2016

- ◆ Began season on 15-day disabled list after straining his oblique in Spring Training.
- ◆ Made one rehab start for High-A **Modesto** May 8, before being reinstated and optioned to Double-A **Hartford**... After two starts with Yard Goats, was transferred to Triple-A **Albuquerque**, May 26 where he made three starts before being recalled by Colorado June 11 and would spend rest of the season in Majors.
- ◆ Made Major League debut with **Rockies** June 12 vs. San Diego (ND; 6.1 IP, 6 H, 1 ER, 0 BB, 6 SO).
- ◆ Finished year with a 3.54 ERA (114.1 IP - 45 ER) in 19 total starts for Colorado...The ERA was second-lowest by a rookie in franchise history (minimum 100 IP)...Only lower ERA belongs to Jhoulys Chacin (3.28 ERA in 2010).
- ◆ After his recall, ranked among MLB rookie pitchers in FIP (3.64; 1st), innings pitched (114.1; 1st), ERA (3.54; 2nd), starts (19; T3rd) and strikeouts (99; 4th).
- ◆ Earned first career win July 9 vs. Philadelphia (W; 6 IP, 9 H, 2 ER, 0 BB, 6 SO) and went 2-for-2 with a home run and two RBI...Recorded a single in 3rd inning for his first Major League hit and hit his first Major League home run in his next at-bat (both hits came off Philadelphia's Jerad Eickhoff); only homer by a Rockies pitcher in 2016... Became second Rockies pitcher to record his first Major League win, hit and home run in same game since Jason Jennings did so Aug. 23, 2001 at New York (N.L.)...Became second active pitcher to accomplish the feat, joining Kenta Maeda, April 6, 2016 at San Diego.

2015

- ◆ Had contract selected by **Rockies** Nov. 20, 2014 but missed entire 2015 season due to a left elbow injury.

POSTSEASON SUMMARY

- ◆ Made postseason debut in **2017** with **Rockies** and pitched 1.0 inning of relief in National League Wild Card Game at Arizona, allowing two runs on two hits, including one home run.
- ◆ Made first career postseason start in **2018** with **Rockies** in Game 2 of NLDS at Milwaukee...Pitched 6.0 innings and allowed one run on four hits with two walks and five strikeouts, but took losing decision in Brewers 4-0 victory.
- ◆ In **2022**, with **Dodgers** worked 5.0 scoreless innings in start in Game 4 of NLDS at San Diego...Allowed two hits and two walks with six strikeouts in Padres 5-3 win.



LHP

TYLER ANDERSON

WILD CARD TOTALS

| Year | Club, Opp. | W-L | ERA | G | GS | CG | SHO | SV | IP | H | R | ER | BB | SO |
|-------|------------|-----|-------|---|----|----|-----|----|-----|---|---|----|----|----|
| 2017— | COL, ARI | 0-0 | 18.00 | 1 | 0 | 0 | 0 | 0 | 1.0 | 2 | 2 | 2 | 0 | 1 |
| 2018— | COL, CHC | | | | | | | | | | | | | |

Did not pitch

DIVISION SERIES TOTALS

| Year | Club, Opp. | W-L | ERA | G | GS | CG | SHO | SV | IP | H | R | ER | BB | SO |
|--------|------------|-----|------|---|----|----|-----|----|------|---|---|----|----|----|
| 2018— | COL, MIL | 0-1 | 1.50 | 1 | 1 | 0 | 0 | 0 | 6.0 | 4 | 1 | 1 | 2 | 5 |
| 2022— | LAD, SD | 0-0 | 0.00 | 1 | 1 | 0 | 0 | 0 | 5.0 | 2 | 0 | 0 | 2 | 6 |
| Totals | | 0-1 | 0.82 | 2 | 2 | 0 | 0 | 0 | 11.0 | 6 | 1 | 1 | 4 | 11 |

NOTABLE MINOR LEAGUE AWARDS AND HONORS

- ◆ **2014** Texas League Pitcher of the Year...Texas League Post-Season All-Star...MiLB.com Organization All-Star...Baseball America Double-A All-Star.
- ◆ **2013** MiLB.com Organization All-Star.
- ◆ **2012** South Atlantic League Post-Season All-Star...MiLB.com Organization All-Star...South Atlantic League Pitcher of the Week (July 23-29).

CAREER TRANSACTIONS

- ◆ June 5, 2008...Selected by **Twins** in 50th round of First-Year Player Draft (did not sign).
- ◆ June 6, 2011...Selected by **Rockies** in first round (20th overall) of First-Year Player Draft (signed Aug. 15, 2011).
- ◆ Oct. 30, 2019...Claimed off waivers from **Rockies** by **Giants**.
- ◆ Dec. 3, 2019...Signed by **Giants** to one-year contract.
- ◆ Feb. 17, 2021...Signed by **Pirates** to one-year contract.
- ◆ July 28, 2021...Traded by **Pirates** to **Mariners** for minor league C Carter Bins and RHP Joaquin Tejada.
- ◆ March 18, 2022...Signed by **Dodgers** to one-year contract.
- ◆ Nov. 16, 2022...Signed by **Angels** to three-year contract.

PERSONAL/MISC

- ◆ Tyler John Anderson...Wife's name is Taitym...Has two daughters Halleigh and Brinkleigh and a son, Tucker.
- ◆ Is a 2008 graduate of Spring Valley HS (Las Vegas, NV)...Was Little League teammates with MLB veteran LHP Chasen Shreve.
- ◆ Studied political science at University of Oregon, where he was part of Oregon's original class as the Ducks brought back baseball for 2009 after the program was discontinued following the 1981 season...Earned Pac-10 All-Conference honors in 2010 and 2011.
- ◆ Played for Team USA's Collegiate National team, helping USA win a Silver Medal at the FISU World Championships.
- ◆ His father, John, played baseball collegiately and professionally.
- ◆ Enjoys playing golf...Favorite food is Mexican.
- ◆ Originally signed by Rockies scout Jesse Retzlaff.

ALL-STAR GAME RECORD

| Year | Club, Site | W-L | ERA | G | GS | CG | GF | SHO | SV | IP | H | R | ER | HR | HB | BB | IBB | SO | WP | BK | BAA |
|-------|------------|-----|-----|---|----|----|----|-----|----|----|---|---|----|----|----|----|-----|----|----|----|-----|
| 2022— | N.L., LAD | | | | | | | | | | | | | | | | | | | | |
| 2024— | A.L., TEX | | | | | | | | | | | | | | | | | | | | |

DID NOT PLAY

DID NOT PLAY

MAJOR LEAGUE HITTING TOTALS

| | AVG | AB | R | H | 2B | 3B | HR | RBI | SH | SF | HBP | BB | IBB | SO | SB | CS | GDP | SLG | OBP |
|--------|------|-----|----|----|----|----|----|-----|----|----|-----|----|-----|----|----|----|-----|------|------|
| CAREER | .095 | 158 | 11 | 15 | 0 | 0 | 2 | 5 | 16 | 0 | 1 | 9 | 0 | 94 | 0 | 0 | 3 | .133 | .149 |

CAREER FIELDING

| POS | PCT | G | PO | A | E | TC | DP | PK |
|-----|------|-----|----|-----|----|-----|----|----|
| P | .942 | 205 | 63 | 148 | 13 | 224 | 14 | 17 |

ANDERSON'S CAREER HIGHS

SEASON

| | |
|------------|-----------------------|
| Wins | 15 — 2022 |
| Losses | 15 — 2024 |
| ERA | 2.57 — 2022 |
| IP | 179.1 — 2024 |
| SO | 164 — 2018 |
| Win Streak | 8 — 4/15/22 - 6/15/22 |

GAME

| |
|-------------------------------------|
| 10 — 5 times; last, 7/27/24 vs. OAK |
| 9.0 — 8/22/20 vs. ARI |
| 9 — 3 times; last, 9/25/21 at LAA |
| 6 — Twice; last, 5/29/24 vs. NYY |
| 11 — Twice; last, 8/20/24 at KC |

RHP

SAM BACHMAN



40

BATS
RIGHTTHROWS
RIGHTHEIGHT
6-1WEIGHT
235

BORN: SEPT. 30, 1999

OPENING DAY AGE: 25

BIRTHPLACE: INDIANAPOLIS, IN

RESIDES: FISHERS, IN

MLB SERVICE: 1 YEAR, 36 DAYS

ACQUIRED: SELECTED IN FIRST ROUND (NINTH OVERALL) OF 2021
FIRST-YEAR PLAYER DRAFT

SIGNED THRU: 2025; UNDER CLUB CONTROL; 1/3 OPTIONS USED

BACHMAN'S LIFETIME PITCHING RECORD

| Year | Club | W-L | ERA | G | GS | CG | GF | SHO | SV | IP | H | R | ER | HR | HB | BB | IBB | SO | WP | BK | BAA |
|--------------|----------------|------|------|----|----|----|----|-----|----|-------|-----|----|----|----|----|----|-----|-----|----|----|------|
| 2021 | Tri-City | 0-2 | 3.77 | 5 | 5 | 0 | 0 | 0 | 0 | 14.1 | 13 | 7 | 6 | 1 | 1 | 4 | 0 | 15 | 0 | 0 | .245 |
| 2022 | Rocket City | 1-1 | 3.92 | 12 | 12 | 0 | 0 | 0 | 0 | 43.2 | 41 | 24 | 19 | 4 | 3 | 25 | 0 | 30 | 3 | 0 | .248 |
| 2023 | Rocket City | 3-2 | 5.81 | 6 | 6 | 0 | 0 | 0 | 0 | 26.1 | 15 | 18 | 17 | 3 | 4 | 20 | 0 | 29 | 4 | 0 | .163 |
| | LAA | 1-2 | 3.18 | 11 | 0 | 0 | 4 | 0 | 1 | 17.0 | 17 | 7 | 6 | 0 | 1 | 11 | 1 | 14 | 3 | 0 | .262 |
| 2024 | ACL Angels (1) | 0-0 | 1.35 | 4 | 4 | 0 | 0 | 0 | 0 | 6.2 | 5 | 1 | 1 | 1 | 2 | 0 | 0 | 9 | 1 | 0 | .200 |
| | Rocket City | 0-4 | 5.26 | 9 | 9 | 0 | 0 | 0 | 0 | 39.1 | 38 | 29 | 23 | 6 | 2 | 17 | 0 | 34 | 1 | 0 | .253 |
| | Salt Lake | 1-2 | 5.17 | 3 | 3 | 0 | 0 | 0 | 0 | 15.2 | 15 | 10 | 9 | 3 | 1 | 4 | 0 | 7 | 0 | 1 | .246 |
| MAJOR TOTALS | | 1-2 | 3.18 | 11 | 0 | 0 | 4 | 0 | 1 | 17.0 | 17 | 7 | 6 | 0 | 1 | 11 | 1 | 14 | 3 | 0 | .262 |
| MINOR TOTALS | | 5-11 | 4.62 | 39 | 39 | 0 | 0 | 0 | 0 | 146.0 | 127 | 89 | 75 | 18 | 13 | 70 | 0 | 124 | 9 | 1 | .233 |

(1) rehab assignment

Disabling Injuries: 2024 — Right shoulder inflammation; disabled March 28 - June 14

2023 — Right shoulder inflammation; disabled July 14 (retro to July 11) - end of season

2024 SEASON

- ◆ Entered year ranked by *Baseball America* as Angels #5 prospect (#2 pitcher) and had the best rated slider in Angels system.
- ◆ Began year on **Angels** injured list, recovering from right shoulder surgery from Sept. 28, 2023.
- ◆ Made four rehab appearances with **ACL Angels** from May 25 - June 8, and pitched to a 1.35 ERA (6.2 IP - 1 ER) with no walks and nine strikeouts.
- ◆ Was reinstated from injured list on June 14 and assigned to Double-A **Rocket City**...Made nine total starts for Trash Pandas...Finest outing came on July 13 vs. Pensacola, with a career-high 7.0 scoreless innings.
- ◆ Finished year with three starts at Triple-A **Salt Lake**...Pitched to a 0.90 ERA (10 IP - 1 ER) across first two games with Bees and earned first Triple-A win on Aug. 15 at Sacramento (6.0 IP, 4 H, 1 ER, 2 BB, 3 SO).

MAJOR LEAGUE SUMMARY

2023

- ◆ Went 3-2 with a 5.81 ERA (26.1 IP - 17 ER) and 29 strikeouts in six starts for Double-A **Rocket City** and held batters to a .163 (15/92) average.
- ◆ Had contract selected by the **Angels** May 26, and made Major League debut in relief that night in relief vs. Miami (2 IP, 4 H, 1 ER, 2 BB, 4 SO).
- ◆ Notched first Major League win June 12 at Texas after pitching two scoreless innings out of the bullpen.
- ◆ Locked down first professional save June 16 at Kansas City with two perfect innings of relief.
- ◆ Had 12-inning scoreless streak across eight games from May 26 - June 23.
- ◆ Placed on injured list with right shoulder inflammation July 14 (retro to July 11) and missed rest of season.
- ◆ Underwent right shoulder surgery on Sept. 28.

CAREER TRANSACTIONS

- ◆ July 11, 2021...Selected by **Angels** in first round (ninth overall) of First-Year Player Draft (signed July 19, 2021).

BACHMAN



RHP

SAM BACHMAN

PERSONAL/MISC

- ◆ Samuel Duane Bachman (pronounced BOCK-min)...On Twitter: @SamBachman6.
- ◆ During 2023 season, visited patients at CHOC - Children's Hospital of Orange County.
- ◆ Participated in Angels Instructional League games at Angel Stadium following 2022 season.
- ◆ Graduated from Miami University (OH) with a bachelor's degree in integrated studies on January 27, 2024.
- ◆ As the ninth overall selection in 2021 Draft, became the Angels highest drafted player since Troy Glaus was the third overall pick in the 1997 Draft.
- ◆ At Miami, pitched three seasons and was a two-time First-Team All-MAC honoree...In junior year, had a 1.81 ERA (59.2 IP – 12 ER) and 93 strikeouts in 12 starts; his ERA ranked seventh among qualified NCAA Division I pitchers...Named a Freshman All-American and MAC Freshman of the Year.
- ◆ Was first ever Miami player to be selected in the first round of Major League Baseball Draft.
- ◆ Attended Hamilton Southeastern HS (Fishers, IN) where he was a two-year letterwinner at pitcher...Made 21 career appearances, striking out 100 of 307 batters faced.
- ◆ Originally signed by Angels scout John Burden.

CAREER FIELDING

| POS | PCT | G | PO | A | E | TC | DP |
|-----|-------|----|----|---|---|----|----|
| P | 1.000 | 11 | 0 | 1 | 0 | 1 | 0 |



RHP

CONNOR BROGDON



75

BATS
RIGHTTHROWS
RIGHTHEIGHT
6-6WEIGHT
205

BORN: JAN. 29, 1995

BIRTHPLACE: CLOVIS, CA

MLB SERVICE: 3 YEARS, 139 DAYS

ACQUIRED: SIGNED AS MINOR LEAGUE FREE AGENT, DEC. 23, 2024

SIGNED THRU: 2025; UNDER CLUB CONTROL; 3/3 OPTIONS USED

OPENING DAY AGE: 30

RESIDES: MADERA, CA

NON-ROSTER INVITEE

BROGDON'S LIFETIME PITCHING RECORD

| Year | Club | W-L | ERA | G | GS | CG | GF | SHO | SV | IP | H | R | ER | HR | HB | BB | IBB | SO | WP | BK | BAA |
|--------------|-------------------|------|-------|-----|----|----|----|-----|----|-------|-----|----|----|----|----|----|-----|-----|----|----|------|
| 2017 | — Williamsport | 3-1 | 2.34 | 16 | 0 | 0 | 7 | 0 | 3 | 34.2 | 22 | 10 | 9 | 2 | 2 | 18 | 0 | 45 | 0 | 0 | .177 |
| 2018 | — Lakewood | 5-3 | 2.47 | 31 | 7 | 0 | 14 | 0 | 5 | 69.1 | 59 | 21 | 19 | 3 | 3 | 16 | 0 | 79 | 0 | 0 | .228 |
| 2019 | — Clearwater | 2-0 | 1.80 | 10 | 0 | 0 | 3 | 0 | 0 | 20.0 | 11 | 6 | 4 | 1 | 1 | 5 | 0 | 23 | 2 | 0 | .164 |
| | Reading | 1-1 | 2.66 | 15 | 0 | 0 | 6 | 0 | 2 | 23.2 | 12 | 8 | 7 | 4 | 0 | 7 | 0 | 39 | 2 | 0 | .150 |
| | Lehigh Valley | 3-1 | 3.06 | 26 | 0 | 0 | 8 | 0 | 2 | 32.1 | 23 | 12 | 11 | 4 | 1 | 12 | 0 | 44 | 4 | 0 | .193 |
| 2020 | — PHILADELPHIA | 1-0 | 3.97 | 9 | 0 | 0 | 3 | 0 | 0 | 11.1 | 5 | 5 | 5 | 3 | 0 | 5 | 1 | 17 | 0 | 0 | .128 |
| 2021 | — PHILADELPHIA | 5-4 | 3.43 | 56 | 1 | 0 | 8 | 0 | 1 | 57.2 | 47 | 27 | 22 | 6 | 1 | 18 | 2 | 50 | 2 | 0 | .221 |
| | Lehigh Valley (1) | 0-0 | 0.00 | 1 | 1 | 0 | 0 | 0 | 0 | 1.0 | 0 | 0 | 0 | 0 | 0 | 0 | 0 | 2 | 0 | 0 | .000 |
| 2022 | — PHILADELPHIA | 2-2 | 3.27 | 47 | 0 | 0 | 11 | 0 | 2 | 44.0 | 44 | 16 | 16 | 6 | 1 | 11 | 0 | 50 | 3 | 0 | .253 |
| | Lehigh Valley (1) | 0-1 | 2.89 | 10 | 1 | 0 | 3 | 0 | 2 | 9.1 | 8 | 3 | 3 | 0 | 1 | 6 | 0 | 17 | 2 | 0 | .229 |
| 2023 | — PHILADELPHIA | 2-1 | 4.03 | 27 | 1 | 0 | 3 | 0 | 0 | 29.0 | 29 | 14 | 13 | 5 | 1 | 13 | 0 | 26 | 2 | 0 | .264 |
| | Lehigh Valley | 1-1 | 5.46 | 26 | 2 | 0 | 9 | 0 | 1 | 28.0 | 22 | 17 | 17 | 4 | 2 | 16 | 1 | 34 | 0 | 0 | .216 |
| 2024 | — PHILADELPHIA | 0-1 | 27.00 | 3 | 0 | 0 | 1 | 0 | 0 | 2.0 | 3 | 7 | 6 | 2 | 0 | 6 | 0 | 3 | 1 | 0 | .375 |
| | LOS ANGELES (NL) | 0-0 | 18.00 | 1 | 0 | 0 | 1 | 0 | 0 | 1.0 | 2 | 2 | 2 | 2 | 0 | 0 | 0 | 0 | 0 | 0 | .400 |
| | Oklahoma City (1) | 0-0 | 3.46 | 13 | 0 | 0 | 2 | 0 | 1 | 13.0 | 13 | 5 | 5 | 2 | 0 | 5 | 0 | 19 | 0 | 0 | .255 |
| | R. Cucamonga (1) | 0-0 | 0.00 | 1 | 0 | 0 | 0 | 0 | 0 | 1.0 | 2 | 0 | 0 | 0 | 0 | 0 | 0 | 2 | 0 | 0 | .400 |
| MAJOR TOTALS | | 10-8 | 3.97 | 143 | 2 | 0 | 27 | 0 | 3 | 145.0 | 130 | 71 | 64 | 24 | 3 | 53 | 3 | 146 | 8 | 0 | .237 |
| MINOR TOTALS | | 15-8 | 2.91 | 149 | 11 | 0 | 52 | 0 | 16 | 232.1 | 172 | 82 | 75 | 20 | 10 | 85 | 1 | 304 | 10 | 0 | .204 |

(1) rehab assignment

Disabling Injuries: 2024 — Right plantar fasciitis; disabled Apr. 13 (retro to Apr. 10) - end of season

2022 — Disabled June 25 - July 15

2021 — Right groin tightness; disabled Oct. 2 - end of season

Right groin strain; disabled Sept. 15 - Sept. 28

Right elbow tendinitis; disabled Aug. 3 - Aug. 11

Disabled July 11 - July 17

2024 SEASON

- ◆ Began fifth MLB season with **Phillies**...Made fourth consecutive Opening Day roster.
- ◆ Appeared in three games with Philadelphia before being designated for assignment on Apr. 2..Traded to **Dodgers** on April 6 for LHP Benony Robles.
- ◆ Appeared in one game with Dodgers on Apr. 9 and was placed on injured list with right plantar faciitis on Apr. 13...Missed rest of the season.

MAJOR LEAGUE SUMMARY

2023

- ◆ Made his third consecutive Opening Day roster with **Phillies**...Posted a 2.45 ERA (25.2 IP - 7 ER) over his first 23 games of the season (through May 24) with 17 scoreless appearances.
- ◆ Made second career start on May 15 as an opener at SF (ND, 0.2 IP, 2 H, BB, SO).
- ◆ Appeared in 26 games for Triple-A **Lehigh Valley** and posted a 1-1 record and 5.46 ERA (28.0 IP - 17 ER) with 34 strikeouts.

BROGDON



RHP

CONNOR BROGDON

2022

- ◆ Made second career Opening Day roster with **Philadelphia**.
- ◆ Optioned to Triple-A **Lehigh Valley** on Apr. 13 and recalled on May 8 after posting a 1.35 ERA (6.2 IP - 1 ER) in seven games.
- ◆ Placed on injured list from June 25 to July 14; included a rehab assignment to Lehigh Valley from July 7 to July 14.
- ◆ Began the season with a 2.70 ERA (33.1 IP - 10 ER) in first 36 appearances, with a 1.05 ERA (25.2 IP - 3 ER) in 26 appearances from the time of his recall on May 8 through Aug. 20.
- ◆ Led Phillies relievers with a 4.55 strikeout-to-walk ratio, ranked 12th in the N.L....Issued just six walks to his final 152 batters faced (3.9%).
- ◆ Posted a 1.89 ERA (4 ER, 19.0 IP) in his 20 road appearances.
- ◆ Posted a 2.08 ERA (8.2 IP - 2 ER) in seven postseason appearances; Tossed 8.1 scoreless innings through last six playoff outings.

2021

- ◆ Named to first career Opening Day roster...Had a 2.53 ERA (57.0 IP - 16 ER) in 55 of his 56 appearances with **Phillies** (allowed 6 ER in 0.2 IP on Apr. 20 vs. SF).
- ◆ Had a 1.19 ERA (30.1 IP - 4 ER) in 30 road appearances and was tied for the fourth-lowest road ERA in MLB (min. 30.0 IP).
- ◆ Became the first Phillies reliever in the modern era (since 1900) to win his first three appearances of a season.
- ◆ Extended a 15.1 inning scoreless streak from Sept. 13, 2020 to Apr. 20, 2021.

2020

- ◆ Was a non-roster invitee to MLB Spring Training...Contract selected by **Phillies** on Aug. 11 from Triple-A **Lehigh Valley**.
- ◆ Made Major League debut on Aug. 13 vs. Baltimore...Earned first Major League win on Sept. 18 vs. TOR (Game 2).
- ◆ His 8.2 inning scoreless streak from Sept. 13 through the end of the season was the longest by a Phillies reliever in 2020.
- ◆ Struck out each of his final six batters, becoming the only Phillies reliever ever to strike out all three batters faced in consecutive appearances and the only reliever in MLB to do so in 2020.

CAREER TRANSACTIONS

- ◆ June 13, 2017...Selected by **Phillies** in 10th round of 2017 First-Year Player Draft.
- ◆ Apr. 6, 2024...Traded by **Phillies** to **Dodgers** for LHP Benony Robles.
- ◆ Dec. 23, 2024...Signed by **Angels** as minor league free agent.


PERSONAL/MISC

- ◆ Connor Michael Brogdon.
- ◆ Attended Lewis and Clark State College from 2016-2017...Went 12-1 with a 3.18 ERA (113.1 IP - 40 ER) with 120 strikeouts across two collegiate seasons...Attended Fresno City College from 2014-2015.
- ◆ Prepped at Liberty HS (Madera, CA)...Named first team All-League, and North Sequoia League Pitcher of the Year.
- ◆ Originally signed by Phillies scout Hilton Richardson.

BROGDON'S CAREER HIGHS

| SEASON | | GAME | |
|--------|------------------|--------|-------------------------------------|
| Wins | 5 — 2021 | SO | 4 — 3 times; last, 9/30/21 at ATL |
| Losses | 4 — 2021 | IP | 2.1 — 9/13/20 (Game 1) at MIA |
| ERA | 3.27 — 2022 | R & ER | 6 — 4/20/21 vs. SF |
| IP | 57.2 — 2021 | BB | 3 — 4/1/24 vs. CIN & 5/24/23 vs. AZ |
| SO | 50 — 2021 & 2022 | H | 5 — 4/20/21 vs. SF |

BROCK BURKE



46

BATS
LEFTTHROWS
LEFTHEIGHT
6-4WEIGHT
210

BORN: AUG. 4, 1996

BIRTHPLACE: CHICAGO, IL

MLB SERVICE: 4 YEARS, 45 DAYS

ACQUIRED: CLAIMED OFF WAIVERS FROM TEXAS, AUG. 13, 2024

SIGNED THRU: 2025; UNDER CLUB CONTROL; 3/3 OPTIONS USED

OPENING DAY AGE: 28

RESIDES: PEORIA, AZ

BURKE'S LIFETIME PITCHING RECORD

| Year | Club | W-L | ERA | G | GS | CG | GF | SHO | SV | IP | H | R | ER | HR | HB | BB | IBB | SO | WP | BK | BAA |
|--------------|-----------------|-------|-------|-----|-----|----|----|-----|----|------------------------|-----|-----|-----|----|----|-----|-----|-----|----|----|------|
| 2014— | GCL Rays | 0-3 | 10.80 | 8 | 5 | 0 | 0 | 0 | 0 | 13.1 | 16 | 20 | 16 | 1 | 2 | 12 | 0 | 12 | 4 | 0 | .286 |
| 2015— | Princeton | 4-2 | 3.42 | 11 | 11 | 0 | 0 | 0 | 0 | 52.2 | 54 | 22 | 20 | 3 | 0 | 11 | 0 | 35 | 3 | 0 | .265 |
| 2016— | Hudson Valley | 3-3 | 3.39 | 13 | 13 | 0 | 0 | 0 | 0 | 61.0 | 53 | 25 | 23 | 1 | 5 | 29 | 0 | 61 | 10 | 0 | .235 |
| 2017— | Bowling Green | 6-0 | 1.10 | 10 | 10 | 0 | 0 | 0 | 0 | 57.1 | 37 | 9 | 7 | 0 | 0 | 20 | 0 | 59 | 3 | 0 | .181 |
| | Charlotte | 5-6 | 4.64 | 13 | 13 | 0 | 0 | 0 | 0 | 66.0 | 75 | 43 | 34 | 6 | 5 | 16 | 0 | 49 | 2 | 0 | .291 |
| 2018— | Charlotte | 3-5 | 3.84 | 16 | 13 | 0 | 0 | 0 | 0 | 82.0 | 85 | 43 | 35 | 4 | 3 | 30 | 0 | 87 | 12 | 0 | .263 |
| | Montgomery | 6-1 | 1.95 | 9 | 9 | 0 | 0 | 0 | 0 | 55.1 | 39 | 12 | 12 | 2 | 3 | 14 | 0 | 71 | 2 | 0 | .193 |
| 2019— | Frisco | 3-5 | 3.18 | 9 | 9 | 0 | 0 | 0 | 0 | 45.1 | 34 | 19 | 16 | 2 | 2 | 12 | 0 | 49 | 2 | 0 | .205 |
| | AZL Rangers | 0-0 | 0.00 | 1 | 1 | 0 | 0 | 0 | 0 | 4.0 | 2 | 0 | 0 | 0 | 0 | 0 | 0 | 3 | 0 | 0 | .154 |
| | Hickory | 0-0 | 7.20 | 1 | 1 | 0 | 0 | 0 | 0 | 5.0 | 9 | 4 | 4 | 0 | 0 | 0 | 0 | 1 | 0 | 0 | .429 |
| | Nashville | 0-0 | 7.88 | 2 | 2 | 0 | 0 | 0 | 0 | 8.0 | 12 | 7 | 7 | 1 | 1 | 6 | 0 | 11 | 2 | 0 | .343 |
| | TEXAS | 0-2 | 7.43 | 6 | 6 | 0 | 0 | 0 | 0 | 26.2 | 30 | 22 | 22 | 6 | 2 | 11 | 0 | 14 | 0 | 0 | .286 |
| 2020— | | | | | | | | | | INJURED - DID NOT PLAY | | | | | | | | | | | |
| 2021— | Round Rock (1) | 1-5 | 5.68 | 21 | 20 | 0 | 0 | 0 | 0 | 77.2 | 76 | 53 | 49 | 13 | 4 | 31 | 0 | 97 | 3 | 1 | .253 |
| 2022— | TEXAS | 7-5 | 1.97 | 52 | 0 | 0 | 5 | 0 | 0 | 82.1 | 63 | 25 | 18 | 9 | 2 | 24 | 1 | 90 | 2 | 1 | .211 |
| 2023— | TEXAS | 5-3 | 4.37 | 53 | 0 | 0 | 9 | 0 | 0 | 59.2 | 64 | 32 | 29 | 13 | 2 | 9 | 4 | 52 | 2 | 0 | .271 |
| 2024— | TEXAS | 0-0 | 9.22 | 13 | 0 | 0 | 4 | 0 | 0 | 13.2 | 21 | 14 | 14 | 3 | 2 | 9 | 0 | 16 | 0 | 0 | .350 |
| | ACL Rangers (1) | 0-0 | 0.000 | 2 | 2 | 0 | 0 | 0 | 0 | 2.0 | 1 | 0 | 0 | 0 | 0 | 0 | 0 | 4 | 0 | 0 | .143 |
| | Round Rock (1) | 0-0 | 5.31 | 16 | 0 | 0 | 2 | 0 | 0 | 20.1 | 25 | 12 | 12 | 1 | 0 | 13 | 1 | 17 | 0 | 0 | .313 |
| | LAA | 2-1 | 3.54 | 21 | 1 | 0 | 5 | 0 | 0 | 20.1 | 16 | 8 | 8 | 1 | 0 | 7 | 2 | 25 | 0 | 0 | .213 |
| MAJOR TOTALS | | 14-11 | 4.04 | 145 | 7 | 0 | 23 | 0 | 0 | 202.2 | 194 | 101 | 91 | 32 | 8 | 60 | 7 | 197 | 4 | 1 | .251 |
| MINOR TOTALS | | 31-30 | 3.85 | 132 | 109 | 0 | 2 | 0 | 0 | 550.0 | 518 | 269 | 235 | 34 | 25 | 194 | 1 | 556 | 43 | 1 | .247 |

(1) rehab assignment

Disabling Injuries: 2024 — Right hand fracture; disabled Apr. 13 - June 12

2021 — Disabled Apr. 1 - Apr. 24

2020 — Left labrum debridement surgery; disabled June 28 - end of season

2024 SEASON

- ◆ Began fourth year with **Rangers**...Pitched to a 9.22 ERA (13.2 IP - 14 ER) with 16 strikeouts in 13 relief appearances with Texas.
- ◆ Missed 56 games on injured list with right hand fracture from April 13 to June 12.
- ◆ Appeared in 18 games (two starts) with **ACL Rangers** and Triple-A **Round Rock** with a 4.84 ERA (22.1 IP - 12 ER).
- ◆ Claimed off waivers by **Angels** on Aug. 13...Posted a 2.33 ERA (19.1 IP - 5 ER) in 20 relief outings with Halos.
- ◆ Recorded two wins in relief with Halos, on Aug. 16 vs. ATL and Sept. 22 at HOU.
- ◆ Held opponents scoreless in 23 of 34 relief outings in 2024, and in 17 of 20 relief appearances made with the Angels.

MAJOR LEAGUE SUMMARY

2023

- ◆ Compiled a 5-3 record with a 4.37 ERA (59.2 IP - 29 ER), 12 holds, and 52 strikeouts across a career-high 53 relief appearances in third season with **Rangers**.
- ◆ Pitched to a 2.63 ERA (41.0 IP - 12 ER) over his first 34 outings, but allowed 17 earned runs over final 19 games (18.2 IP).
- ◆ Recorded at least four outs in team-high 18 relief outings...Allowed just 9 of 37 (24.3%) inherited runners to score, seventh-lowest strand rate among A.L. relief qualifiers...37 inherited runners were 10th-most in the A.L. and most among TEX relievers.



LHP

BROCK BURKE

2022

- ◆ Second Major League season with **Rangers** after last appearing in six games for Texas in 2019.
- ◆ Was selected as the Rangers' Rookie of the Year by the DFW chapter of the BBWAA after going 7-5 with a 1.97 ERA (82.1 IP - 18 ER) over 52 relief outings...1.97 ERA was the lowest ever by a qualified Texas rookie reliever...Led MLB in relief innings and ranked among second among A.L. relief leaders in strikeouts, tied for third in wins, and ranked ninth in ERA.
- ◆ Became the first Texas pitcher to lead the Majors in relief innings since Jonathan Hernández in 2020 (31.0) and the first to do so over a standard season since Josh Rupe in 2008 (tied, 89.1)...Burke's 82.1 relief innings were the fourth-most ever by a Rangers rookie...90 relief strikeouts led all MLB rookies and tied the Texas rookie record (Mitch Williams in 1986).
- ◆ Had career-best 16.1 IP scoreless streak from April 29 to June 5, the longest by a Ranger in 2022.
- ◆ Earned first Major League win in season debut April 10 at Toronto in his first career relief appearance.

2019

- ◆ Began season with Double-A **Frisco**...Went 3-5 with a 3.18 ERA (45.1 IP - 16 ER) and 49 strikeouts in nine starts in Double-A.
- ◆ Placed on 7-day injured list and appeared in two rehab games with **AZL Rangers** and Single-A **Hickory**.
- ◆ Promoted to Triple-A Nashville on Aug. 6...Made two starts with Sounds before promotion.
- ◆ Recalled by **Rangers** on Aug. 20 and made Major League debut in second game of Aug. 20 doubleheader vs. Angels...Pitched six scoreless innings and allowed just four hits and two walks with four strikeouts in first MLB outing.
- ◆ Began career with three consecutive quality starts, and posted a 1.50 ERA (18.0 IP - 3 ER) with 11 strikeouts.
- ◆ Made six starts in 2019 in first MLB action for Texas; Went 0-2 with a 7.43 ERA (26.2 IP - 22 ER) with 14 strikeouts.

NOTABLE MINOR LEAGUE AWARDS AND HONORS

- ◆ **2018** Southern League Pitcher of the Week for week of Aug. 19.
- ◆ **2017** Midwest League Mid-Season All-Star.

CAREER TRANSACTIONS

- ◆ June 6, 2014...Selected by **Rays** in third round of First-Year Player Draft.
- ◆ Dec. 21, 2018...Traded by **Rays** to **Rangers** in a three-team deal...Rangers sent INF Jurickson Profar, to the **Athletics**...Athletics sent INF Eli White and future considerations to the Rangers...Athletics sent RHP Emilio Pagan and future considerations to the Rays...Rays sent LHP Kyle Bird, LHP Brock Burke, and RHP Yoel Espinal to the Rangers...Rangers sent RHP Rolliie Lacy to the Rays.
- ◆ Aug. 13, 2024...Claimed off waivers by **Angels** from **Rangers**.

PERSONAL/MISC

- ◆ Brock Christopher Burke...On X: @BrockBurke1
- ◆ He and his wife, Kathryn, were married on Nov. 18, 2023 in Scottsdale, AZ...The couple adopted a dog during the COVID-19 shutdown in 2020, a Bernedoodle named Kevin.
- ◆ Compiled a 1.56 ERA and struck out 90 of 165 batters faced as a senior at Evergreen High School (CO)...Had a 19-strikeout performance in Evergreen's 4-0 win over Eaglecrest on April 29, 2014 at Coors Field...Had committed to play college baseball at the University of Oregon.
- ◆ Enjoys golfing, hunting, and fishing his spare time.
- ◆ Grew up a fan of the Colorado Rockies and idolized All-Star outfielder Carlos González.

CAREER FIELDING

| POS | PCT | G | PO | A | E | TC | DP | PK |
|-----|-------|-----|----|----|---|----|----|----|
| P | 1.000 | 145 | 8 | 20 | 0 | 28 | 3 | 0 |

BURKE'S CAREER HIGHS

SEASON

| | |
|--------|-------------|
| Wins | 7 — 2022 |
| Losses | 5 — 2022 |
| ERA | 1.97 — 2022 |
| IP | 82.1 — 2022 |
| SO | 90 — 2022 |

GAME

| | |
|----|-------------------------------------|
| SO | 5 — 4 times; last, 5/9/22 at NYY |
| IP | 6.0 — 3 times; last 8/31/19 vs. SEA |
| R | 7 — 9/21/19 at OAK |
| ER | 7 — 9/21/19 at OAK |
| BB | 3 — Twice; last, 6/25/24 at MIL |
| H | 7 — 8/31/19 vs. SEA |

RHP

KELVIN CÁCERES



71

BATS
RIGHTTHROWS
RIGHTHEIGHT
6-1WEIGHT
205

BORN: JAN. 26, 2000

BIRTHPLACE: SANTIAGO, DR

MLB SERVICE: 149 DAYS

ACQUIRED: SIGNED AS INTERNATIONAL FREE AGENT, MAY 15, 2018

SIGNED THRU: 2025; UNDER CLUB CONTROL; 1/3 OPTIONS USED

OPENING DAY AGE: 25

RESIDES: SANTIAGO, DR

NON-ROSTER INVITEE

CÁCERES' LIFETIME PITCHING RECORD

| Year | Club | W-L | ERA | G | GS | CG | GF | SHO | SV | IP | H | R | ER | HR | HB | BB | IBB | SO | WP | BK | BAA |
|---|---------------|-------|------|-----|----|----|----|-----|----|-------|-----|-----|-----|----|----|-----|-----|-----|----|----|------|
| 2018— | DSL Angels | 2-7 | 4.98 | 14 | 10 | 0 | 0 | 0 | 0 | 47.0 | 39 | 29 | 26 | 5 | 3 | 18 | 0 | 32 | 8 | 2 | .215 |
| 2019— | AZL Angels | 1-0 | 3.82 | 10 | 6 | 0 | 1 | 0 | 0 | 35.1 | 26 | 22 | 15 | 1 | 2 | 26 | 0 | 34 | 5 | 0 | .198 |
| 2020— <i>DID NOT PLAY - No Minor League Season</i> | | | | | | | | | | | | | | | | | | | | | |
| 2021— | ACL Angels | 0-2 | 4.30 | 7 | 6 | 0 | 0 | 0 | 0 | 29.1 | 24 | 16 | 14 | 2 | 5 | 21 | 0 | 42 | 6 | 1 | .218 |
| | Inland Empire | 0-4 | 9.16 | 9 | 2 | 0 | 1 | 0 | 0 | 18.2 | 18 | 24 | 19 | 0 | 4 | 27 | 1 | 23 | 3 | 0 | .247 |
| 2022— | Inland Empire | 3-2 | 3.84 | 36 | 5 | 0 | 11 | 0 | 4 | 77.1 | 46 | 46 | 33 | 5 | 11 | 54 | 0 | 117 | 15 | 0 | .170 |
| 2023— | Tri-City | 0-0 | 2.45 | 11 | 0 | 0 | 10 | 0 | 5 | 11.0 | 8 | 4 | 3 | 0 | 0 | 5 | 1 | 21 | 3 | 0 | .205 |
| | Rocket City | 5-1 | 5.61 | 34 | 0 | 0 | 10 | 0 | 2 | 33.2 | 30 | 21 | 21 | 3 | 5 | 22 | 2 | 53 | 8 | 1 | .229 |
| | Salt Lake | 1-0 | 0.90 | 7 | 0 | 0 | 4 | 0 | 1 | 10.0 | 5 | 1 | 1 | 0 | 1 | 5 | 0 | 11 | 1 | 0 | .152 |
| | LAA | 0-0 | 6.75 | 2 | 0 | 0 | 2 | 0 | 0 | 1.1 | 2 | 1 | 1 | 0 | 0 | 2 | 0 | 1 | 1 | 0 | .400 |
| 2024— <i>INJURED - DID NOT PLAY</i> | | | | | | | | | | | | | | | | | | | | | |
| MAJOR TOTALS | | 0-0 | 6.75 | 2 | 0 | 0 | 2 | 0 | 0 | 1.1 | 2 | 1 | 1 | 0 | 0 | 2 | 0 | 1 | 1 | 0 | .400 |
| MINOR TOTALS | | 12-16 | 4.53 | 128 | 29 | 0 | 37 | 0 | 12 | 262.1 | 196 | 163 | 132 | 16 | 31 | 178 | 4 | 333 | 49 | 4 | .202 |

Disabling Injuries: 2024 — Right shoulder lat tear; disabled May 9 - end of season

2024 SEASON

- ◆ Pitched in six Spring Training games for **Angels** and also pitched in Spring Breakout game vs. Dodgers.
- ◆ Missed entire regular season on injured list (right shoulder lat tear)...Began year on IL with Triple-A **Salt Lake** before being transferred to Angels 60-day IL on May 9 for remainder of year.

MAJOR LEAGUE SUMMARY

2023

- ◆ Contract selected by **Angels**, Sept. 27...Made Major League debut that night vs. Texas (0.1 IP, 0 H, 0 R, 1 BB, 0 SO).
- ◆ Began season with High-A **Tri-City**...Appeared in 11 games with a 2.45 ERA (11 IP - 3 ER) before being promoted.
- ◆ Pitched in 34 games for Double-A **Rocket City**, compiling a career-best 5-1 record along with a 5.61 ERA (33.2 IP - 21 ER).
- ◆ Promoted to Triple-A **Salt Lake** Sept. 1...Went 1-0 with a career-best 0.90 ERA (10 IP - 1 ER) across seven games.

NOTABLE MINOR LEAGUE AWARDS AND HONORS

- ◆ **2023** MiLB Organization All-Star.
- ◆ **2022** California League Pitcher of the Week (June 5 & July 10).

CAREER TRANSACTIONS

- ◆ May 15, 2018...Signed by **Angels** as international free agent.

PERSONAL/MISC

- ◆ Kelvin Jose Cáceres (pronounced kel-VEEN KAH-seh-res)...On Instagram: @kca26_
- ◆ Originally signed by Angels scout Jochy Cabrera.

CAREER FIELDING

| POS | PCT | G | PO | A | E | TC | DP | PK |
|-----|-------|---|----|---|---|----|----|----|
| P | 1.000 | 2 | 0 | 1 | 0 | 1 | 0 | 0 |



OUTFIELDER

GUSTAVO CAMPERO



51

BATS
SWITCHTHROWS
RIGHTHEIGHT
5-6WEIGHT
180

BORN: SEPT. 20, 1997

BIRTHPLACE: LORICA, COLOMBIA

MLB SERVICE: 15 DAYS

ACQUIRED: FROM YANKEES IN AAA RULE 5 DRAFT, DEC. 10, 2020

SIGNED THRU: 2025; UNDER CLUB CONTROL; 0/3 OPTIONS USED

OPENING DAY AGE: 27

RESIDES: SAN ANTERO, COLOMBIA

CAMPERO'S LIFETIME PLAYING RECORD

| Year | Club | AVG | G | AB | R | H | 2B | 3B | HR | RBI | SH | SF | HBP | BB | IBB | SO | SB | CS | GDP | SLG | OBP | E |
|--------------|---------------|------|-----|-----|-----|-----|----|----|----|-----|----|----|-----|-----|-----|-----|----|----|-----|------|------|----|
| 2017— | DSL Yankees | .375 | 6 | 16 | 5 | 6 | 1 | 2 | 0 | 4 | 0 | 1 | 2 | 1 | 0 | 2 | 2 | 1 | 0 | .688 | .450 | 0 |
| | GCL Yankees | .292 | 30 | 96 | 20 | 28 | 7 | 3 | 3 | 16 | 0 | 1 | 1 | 26 | 0 | 21 | 11 | 0 | 3 | .521 | .444 | 5 |
| 2018— | GCL Yankees | .200 | 2 | 5 | 0 | 1 | 0 | 0 | 0 | 1 | 0 | 0 | 0 | 0 | 0 | 1 | 0 | 0 | 0 | .200 | .200 | 0 |
| 2019— | Pulaski | .293 | 36 | 116 | 14 | 34 | 6 | 1 | 2 | 12 | 0 | 0 | 2 | 13 | 0 | 16 | 10 | 2 | 1 | .414 | .374 | 3 |
| 2020— | | | | | | | | | | | | | | | | | | | | | | |
| | | | | | | | | | | | | | | | | | | | | | | |
| 2021— | Inland Empire | .245 | 41 | 139 | 17 | 34 | 4 | 0 | 4 | 16 | 2 | 1 | 3 | 12 | 0 | 40 | 8 | 4 | 2 | .360 | .316 | 8 |
| 2022— | Rocket City | .250 | 6 | 12 | 1 | 3 | 0 | 0 | 0 | 0 | 0 | 0 | 1 | 1 | 0 | 1 | 1 | 0 | 0 | .250 | .357 | 0 |
| 2023— | Tri-City | .337 | 62 | 205 | 41 | 69 | 19 | 4 | 12 | 41 | 0 | 4 | 8 | 22 | 1 | 43 | 20 | 4 | 4 | .644 | .414 | 2 |
| | Rocket City | .000 | 2 | 4 | 1 | 0 | 0 | 0 | 0 | 1 | 0 | 1 | 0 | 1 | 0 | 1 | 0 | 0 | 0 | .000 | .167 | 0 |
| 2024— | Rocket City | .279 | 93 | 312 | 56 | 87 | 17 | 4 | 14 | 45 | 2 | 0 | 20 | 39 | 1 | 60 | 29 | 7 | 3 | .494 | .394 | 1 |
| | Salt Lake | .280 | 14 | 50 | 8 | 14 | 3 | 0 | 0 | 5 | 1 | 0 | 3 | 5 | 0 | 9 | 4 | 0 | 0 | .340 | .379 | 1 |
| | LAA | .239 | 13 | 46 | 6 | 11 | 0 | 1 | 1 | 6 | 0 | 0 | 2 | 0 | 0 | 8 | 3 | 0 | 0 | .348 | .271 | 1 |
| MAJOR TOTALS | | .239 | 13 | 46 | 6 | 11 | 0 | 1 | 1 | 6 | 0 | 0 | 2 | 0 | 0 | 8 | 3 | 0 | 0 | .348 | .271 | 1 |
| MINOR TOTALS | | .289 | 292 | 955 | 163 | 276 | 57 | 14 | 35 | 141 | 5 | 8 | 40 | 120 | 2 | 194 | 85 | 18 | 13 | .488 | .388 | 20 |

DID NOT PLAY - No Minor League Season

2024 SEASON

- ◆ Began season with Double-A **Rocket City** and Slashed .279/.394/.494 with 56 runs scored, 17 doubles, four triples, 14 home runs, 45 RBI, 20 HBP, and 29 stolen bases in 93 games...At time of promotion, led Southern League in OPS (.888) and SLG, and ranked second in OBP and HBP, tied for third in triples, tied for fifth in HR and extra-base hits (35), tied for sixth in batting average and runs, seventh in total bases (154), and tied for 10th in doubles and stolen bases.
- ◆ Assigned to Triple-A **Salt Lake** on Aug. 16 and batted .280 (14/50) with a .719 OPS in just 14 games with the Bees before contract was selected by **Angels** on Sept. 15.
- ◆ Made Major League debut on Sept. 15 against Houston and drove in first career run on RBI pop out in foul territory in 9th inning...Collected first MLB hit the following day with RBI single against White Sox RHP Chad Kuhl.
- ◆ Batted .239 (11/46) with six runs, one triple, one home run, and six RBI in 13 games with Halos.
- ◆ Hit first career home run on Sept. 28 (3-run HR) in the 3rd inning off Andrew Heaney.
- ◆ Was named Double-A Rocket City's 2024 Hitter of the Year...Named a 2024 Southern League All-Star representing Rocket City (Double-A)...Southern League Player of the Month for July 2024; Named SOU Player of the Week for the week of July 14.

CAREER HIGHLIGHTS

- ◆ Made Major League debut on Sept. 15 vs. Houston...Collected first MLB hit on RBI single against White Sox RHP Chad Kuhl...Hit first career home run on Sept. 28 (3-run HR) off Rangers LHP Andrew Heaney.
- ◆ Named Double-A Rocket City's 2024 Hitter of the Year...Named a 2024 Southern League All-Star representing Rocket City (Double-A)...Southern League Player of the Month for July 2024; Named SOU Player of the Week for the week of July 14.
- ◆ Named Northwest League Player of the Month for July 2023...Named 2023 Caribbean Series All-Star.

CAREER TRANSACTIONS

- ◆ July 12, 2016...Signed with **Yankees** as international free agent.
- ◆ Dec. 10, 2020...Selected from **Yankees** by **Angels** in AAA phase of Rule 5 Draft.

PERSONAL/MISC

- ◆ Gustavo Angel Campero.
- ◆ Represented home country of Colombia in 2023 World Baseball Classic...Went 1-for-5 and facilitated the winning run scoring in Colombia's game against Mexico by reaching on an error by shortstop Luis Urias in the 10th inning.

RHP

CHRIS CORTEZ



82

BATS
RIGHTTHROWS
RIGHTHEIGHT
6-1WEIGHT
205

BORN: OCT. 6, 2002

BIRTHPLACE: LAS VEGAS, NV

ACQUIRED: SECOND ROUND OF 2024 FIRST-YEAR PLAYER DRAFT

SIGNED THRU: 2025; UNDER CLUB CONTROL; 0/3 OPTIONS USED

OPENING DAY AGE: 22

RESIDES: LAS VEGAS, NV

NON-ROSTER INVITEE

CORTEZ'S LIFETIME PITCHING RECORD

| Year | Club | W-L | ERA | G | GS | CG | GF | SHO | SV | IP | H | R | ER | HR | HB | BB | IBB | SO | WP | BK | BAA |
|------|------|-----|-----|---|----|----|----|-----|----|----|---|---|----|----|----|----|-----|----|----|----|-----|
|------|------|-----|-----|---|----|----|----|-----|----|----|---|---|----|----|----|----|-----|----|----|----|-----|

Will make professional debut in 2025

2024 SEASON

- ◆ Finished junior season with **Texas A&M** and went 10-3 with a 2.78 ERA (64.2 IP - 20 ER) with 102 strikeouts in 25 games (three starts)...Held opponents to a .187 average against (43/230).
- ◆ Averaged 14.2 strikeouts per nine innings, ranking second in the SEC (min. 60 IP).
- ◆ Posted a 2-0 record and 1.15 ERA in five relief outings during Texas A&M's postseason run.
- ◆ Named a 2024 *D1Baseball* Third Team All-American
- ◆ NCBWA Dick Howser National Pitcher of the Week (Apr. 16)...SEC Co-Pitcher of the Week (Apr. 15).

CAREER TRANSACTIONS

- ◆ July 14, 2024...Selected by **Angels** in second round of 2024 First Year Player Draft.

PERSONAL/MISC

- ◆ Christopher Diaz Cortez.
- ◆ Participated in Angels Fall Instructional League following the 2024 season.
- ◆ Attended Texas A&M University from 2022-2024...Appeared in 69 games across three seasons with the Aggies, and went 19-7 with a 4.67 ERA (150.1 IP - 78 ER) with 173 strikeouts and averaged 10.4 strikeouts per nine innings...Majorred in Sports Management.
- ◆ Attended Silverado HS (Las Vegas, NV)...Selected to the 2021 Nevada Preps All-Southern Nevada Team...Also selected All-Nevada Class 4A as both a pitcher and outfielder by the *Las Vegas Review-Journal* as a senior...Posted a 3-1 record with a 1.23 ERA and 50 strikeouts in 28.1 innings on the mound as a senior in 2021.
- ◆ Parents are Carlos and Tammy Cortez.
- ◆ Originally signed by Angels scout Kevin Ellis.

STARTING POINT

Notable Angels Starting Rotations (min. 150 G)...

| CATEGORY | TOTAL | YEAR |
|-----------------|-------|------|
| Lowest ERA | 2.85 | 1964 |
| Most Strikeouts | 855 | 1973 |
| Fewest Hits | 691 | 2019 |
| Lowest BAA | .217 | 1972 |
| Opponent OPS | .614 | 1972 |
| WHIP | 1.20 | 1968 |
| Innings Pitched | 1,170 | 1973 |
| K/BB | 2.73 | 2018 |
| K/9 | 8.86 | 2022 |



52

BATS
LEFT

THROWS
RIGHT

HEIGHT
6-5

WEIGHT
310

OPENING DAY AGE: 26

RESIDES: DANA POINT, CA

E AGENT, FEB. 8, 2024

SIGNED THRU: 2025: UNDER CLUB CONTROL: 2/3 OPTIONS USED

CROUSE

| Year | Club | W-L | ERA | G | GS | CG | GF | SHO | SV | IP | H | R | ER | HR | HB | BB | IBB | SO | WP | BK | BAA |
|--------------|-------------------|-------|-------|-----|----|----|----|-----|----|---------------------------------------|-----|-----|-----|----|----|-----|-----|-----|----|----|------|
| 2017— | AZL Rangers | 0-0 | 0.45 | 10 | 6 | 0 | 0 | 0 | 0 | 20.0 | 7 | 2 | 1 | 1 | 2 | 7 | 0 | 30 | 1 | 0 | .109 |
| 2018— | Spokane | 5-1 | 2.37 | 8 | 8 | 0 | 0 | 0 | 0 | 38.0 | 25 | 11 | 10 | 2 | 0 | 11 | 0 | 47 | 4 | 0 | .179 |
| | Hickory | 0-2 | 2.70 | 5 | 5 | 0 | 0 | 0 | 0 | 16.2 | 18 | 9 | 5 | 1 | 1 | 8 | 0 | 15 | 1 | 0 | .273 |
| 2019— | Hickory | 6-1 | 4.41 | 19 | 19 | 0 | 0 | 0 | 0 | 87.2 | 86 | 49 | 43 | 12 | 8 | 19 | 0 | 76 | 8 | 0 | .256 |
| 2020— | | | | | | | | | | DID NOT PLAY - No Minor League Season | | | | | | | | | | | |
| 2021— | Frisco | 3-2 | 3.35 | 13 | 13 | 0 | 0 | 0 | 0 | 51.0 | 27 | 20 | 19 | 5 | 2 | 19 | 0 | 54 | 2 | 1 | .157 |
| | Reading | 2-2 | 2.73 | 6 | 6 | 0 | 0 | 0 | 0 | 29.2 | 24 | 9 | 9 | 3 | 2 | 12 | 0 | 38 | 2 | 0 | .222 |
| | Lehigh Valley | 0-0 | 6.23 | 1 | 1 | 0 | 0 | 0 | 0 | 4.1 | 5 | 3 | 3 | 1 | 0 | 3 | 0 | 6 | 0 | 0 | .294 |
| | PHILADELPHIA | 0-2 | 5.14 | 2 | 2 | 0 | 0 | 0 | 0 | 7.0 | 4 | 4 | 4 | 2 | 0 | 7 | 0 | 2 | 0 | 0 | .167 |
| 2022— | Lehigh Valley (1) | 0 | 13.14 | 5 | 5 | 0 | 0 | 0 | 0 | 12.1 | 21 | 18 | 2 | 0 | 6 | 6 | 0 | 13 | 4 | 0 | .375 |
| 2023— | Lehigh Valley | 1-3 | 6.75 | 16 | 0 | 0 | 1 | 8 | 0 | 20.0 | 23 | 17 | 15 | 4 | 1 | 21 | 2 | 26 | 1 | 1 | .288 |
| | Clearwater | 0-0 | 0.00 | 1 | 0 | 0 | 0 | 0 | 0 | 1.0 | 0 | 0 | 0 | 0 | 0 | 0 | 0 | 1 | 0 | 0 | .000 |
| | Reading | 0-0 | 0.00 | 1 | 0 | 0 | 0 | 0 | 0 | 1.0 | 0 | 0 | 0 | 0 | 0 | 1 | 0 | 2 | 0 | 0 | .000 |
| 2024— | Salt Lake | 3-0 | 2.27 | 29 | 0 | 0 | 12 | 2 | 2 | 31.2 | 22 | 9 | 8 | 4 | 0 | 13 | 0 | 59 | 4 | 0 | .190 |
| | LAA | 4-3 | 2.84 | 25 | 0 | 0 | 5 | 0 | 0 | 25.1 | 14 | 10 | 8 | 2 | 2 | 17 | 1 | 34 | 1 | 0 | .161 |
| MAJOR TOTALS | | 4-5 | 3.34 | 27 | 2 | 0 | 5 | 0 | 0 | 32.1 | 18 | 14 | 12 | 4 | 2 | 24 | 1 | 36 | 1 | 0 | .162 |
| MINOR TOTALS | | 20-14 | 3.76 | 114 | 63 | 0 | 13 | 0 | 2 | 313.1 | 258 | 147 | 131 | 35 | 16 | 120 | 2 | 367 | 27 | 2 | .222 |

Disabling Injuries: 2022 — Right bicep tendinitis; disabled July 15 - end of season

- ◆ Went 4-3 with a 2.84 ERA (25.1 IP - 8 ER) and 34 strikeouts in 25 relief appearances across two stints with **Angels**.
- ◆ Earned first three Major League wins in three consecutive games from July 10-14.
- ◆ Did not allow an earned run in 20 of 25 MLB outings.
- ◆ Pitched a scoreless inning in relief in Angels debut, June 22 vs. LAD, in first MLB appearance since Oct. 2, 2021 with Phillies.
- ◆ Went 3-0 with two saves, a 2.27 ERA (31.2 IP - 8 ER) and 59 strikeouts in 29 games for Triple-A **Salt Lake**.

2022

- ◆ Had three separate stints on Triple-A injured list with **Lehigh Valley**...Was recalled by **Phillies** on July 15 and placed on 60-day injured list.
- ◆ Limited to five total pitching appearances with IronPigs (three in April and two on a September rehab assignment).

- ◆ Began season with Double-A **Frisco** and made 13 starts, going 3-2 with a 3.35 ERA (51 IP - 19 ER) and 54 strikeouts before being traded to **Phillies** on July 30 with RHP Kyle Gibson, RHP Ian Kennedy and cash considerations for RHP Spencer Howard, RHP Josh Gessner and RHP Kevin Gowdy.
- ◆ After eight starts in Philadelphia organization between Double-A **Reading** (seven games) and Triple-A **Lehigh Valley** (one game), had contract selected by Phillies on Sept. 26.
- ◆ Made Major League debut in a start vs. Pittsburgh on Sept. 26 (L; 3.0 IP, 2 H, 1 ER, 4 BB, 1 SO)...Only run allowed came on first career MLB pitch with a leadoff home run by (future Angels teammate) Cole Tucker.
- ◆ In 20 combined minor league appearances, struck out 29.1% (98/337) of batters faced and held hitters to a .189 average (56/297).



NOTABLE MINOR LEAGUE AWARDS AND HONORS

- ◆ **2018** Northwest League Mid-Season All-Star...*Baseball America* Short Season All-Star...Northwest League Pitcher of the Week (July 15).
- ◆ **2017** *Baseball America* Rookie All-Star.

CAREER TRANSACTIONS

- ◆ June 12, 2017...Selected by **Rangers** in second round of First-Year Player Draft (signed June 16, 2017).
- ◆ July 30, 2021...Traded by **Rangers** with RHP Kyle Gibson, RHP Ian Kennedy and cash considerations to **Phillies** for RHP Spencer Howard, RHP Josh Gessner and RHP Kevin Gowdy.
- ◆ Feb. 8, 2024...Signed by **Angels** as minor league free agent.

PERSONAL/MISC

- ◆ Hans Michael Crouse...On Instagram: @hanscrouse
- ◆ Designs his own tattoos...Enjoys surfing and going to the beach.
- ◆ Pitched for USA Baseball's 18U national team as a high school senior in 2016...Tossed 7.0 scoreless innings with 11 strikeouts in Team USA's gold-medal game victory vs. Cuba in the COPABE Pan American Championship in Mexico.
- ◆ Entered 2019 ranked as **Rangers** #1 prospect by *Baseball America*...Was rated by the publication in the Top-10 in the Texas organization each year from 2018-21 and was **Phillies** #7 prospect entering 2022.
- ◆ Attended Dana Hills HS (Dana Point, CA).
- ◆ Was raised by his grandparents, Robin and John.
- ◆ Older brother, Marrick, was selected by Blue Jays in 11th round of 2015 Draft, but elected to attend University of Southern California...Marrick signed with Atlanta as a minor league free agent in July 2019 and played three seasons (2019, 2021-22) with Braves affiliates.
- ◆ Pitched for Peoria in 2021 Arizona Fall League.
- ◆ Originally signed by Rangers scout Steve Flores

CAREER FIELDING


| POS | PCT | G | PO | A | E | TC | DP | PK |
|-----|------|----|----|---|---|----|----|----|
| P | .667 | 27 | 0 | 2 | 1 | 3 | 0 | 0 |





RHP

CADEN DANA



36

BATS
LEFTTHROWS
RIGHTHEIGHT
6-4WEIGHT
215

BORN: DEC. 17, 2003

BIRTHPLACE: WARWICK, NY

MLB SERVICE: 31 DAYS

ACQUIRED: SELECTED IN 11TH ROUND OF 2022 FIRST-YEAR PLAYER DRAFT

SIGNED THRU: 2025; UNDER CLUB CONTROL; 0/3 OPTIONS USED

OPENING DAY AGE: 21

RESIDES: MONTGOMERY, NY

DANA'S LIFETIME PITCHING RECORD

| Year | Club | W-L | ERA | G | GS | CG | GF | SHO | SV | IP | H | R | ER | HR | HB | BB | IBB | SO | WP | BK | BAA |
|--------------|----------------|-------|-------|----|----|----|----|-----|----|-------|-----|----|----|----|----|----|-----|-----|----|----|------|
| 2022 | —ACL Angels | 0-0 | 1.35 | 3 | 3 | 0 | 0 | 0 | 0 | 6.2 | 6 | 1 | 1 | 0 | 0 | 0 | 0 | 6 | 2 | 0 | .240 |
| | Inland Empire | 0-0 | 27.00 | 1 | 1 | 0 | 0 | 0 | 0 | 1.2 | 6 | 5 | 5 | 0 | 0 | 1 | 0 | 2 | 0 | 0 | .545 |
| 2023 | —Inland Empire | 1-1 | 1.20 | 3 | 3 | 0 | 0 | 0 | 0 | 15.0 | 6 | 2 | 2 | 1 | 1 | 6 | 0 | 18 | 1 | 0 | .120 |
| | Tri-City | 2-4 | 4.22 | 11 | 11 | 0 | 0 | 0 | 0 | 53.1 | 45 | 28 | 25 | 3 | 2 | 24 | 0 | 71 | 6 | 0 | .228 |
| 2024 | —Rocket City | 9-7 | 2.52 | 23 | 23 | 1 | 0 | 0 | 0 | 135.2 | 89 | 46 | 38 | 10 | 9 | 39 | 0 | 147 | 11 | 0 | .184 |
| | LAA | 1-2 | 9.58 | 3 | 3 | 0 | 0 | 0 | 0 | 10.1 | 14 | 12 | 11 | 5 | 1 | 7 | 0 | 8 | 0 | 0 | .326 |
| MAJOR TOTALS | | 1-2 | 9.58 | 3 | 3 | 0 | 0 | 0 | 0 | 10.1 | 14 | 12 | 11 | 5 | 1 | 7 | 0 | 8 | 0 | 0 | .326 |
| MINOR TOTALS | | 12-12 | 3.01 | 41 | 41 | 1 | 0 | 0 | 0 | 212.1 | 152 | 82 | 71 | 14 | 12 | 70 | 0 | 244 | 20 | 0 | .198 |

2024 SEASON

- ◆ Pitched majority of season with Double-A **Rocket City**, and was named Trash Pandas Pitcher of the Year.
- ◆ Compiled a 9-7 record with a 2.52 ERA (135.2 IP - 38 ER) and 147 strikeouts in 23 starts for Rocket City...Set Trash Pandas single season records in strikeouts, innings pitched and ERA while tying the records for wins and starts (23)...Led all of MiLB with 14 quality starts.
- ◆ Selected as a 2024 Southern League All-Star and represented the Trash Pandas and Angels at the All-Star Futures Game at Globe Life Field.
- ◆ Named Southern League Pitcher of the Month for August after posting a 3-0 record and 0.57 ERA (31.1 IP - 2 ER) with 32 strikeouts in five starts.
- ◆ Made Major League debut with **Angels** on Sept. 1 vs. Seattle at 20 years, 259 days old, becoming the youngest Angels pitcher since Francisco Rodriguez in 2002 and youngest starting pitcher since Frank Tanana in 1973...Became the youngest pitcher to win a game for the Angels since Tanana in 1973 and the youngest to win his MLB Debut in franchise history.
- ◆ Totaled three starts for Angels before being optioned back to Rocket City on Sept. 16.

NOTABLE MINOR LEAGUE AWARDS AND HONORS

- ◆ 2024 Futures Game Selection...*Baseball America* Double-A All-Star...*Baseball America* Minor League All-Star...Southern League Post-Season All-Star...All-MiLB Prospect Second Team...Southern League Pitcher of the Month (August).

CAREER TRANSACTIONS

- ◆ July 19, 2022...Selected by **Angels** in 11th round of First-Year Player Draft (signed August 2).


PERSONAL/MISC

- ◆ Caden Lawrence Dana.
- ◆ Graduated from Don Bosco Prep (NJ) High School, where he led Ironmen to first state title in 14 years, hitting a home run and recording a save in the championship game...2022 Gatorade New Jersey Baseball Player of the Year.
- ◆ Committed to play at University of Kentucky before signing with Angels.
- ◆ His older brother, Casey, was drafted by Angels five rounds after Caden in the 2022 Draft...Eldest brother Cullen was drafted by San Diego in the 2018 Draft and also played for the Dust Devils when they were Padres affiliates.
- ◆ Originally signed by Angels scout Drew Dominguez.

CAREER FIELDING

| POS | PCT | G | PO | A | E | TC | DP | PK |
|-----|-------|---|----|---|---|----|----|----|
| P | 1.000 | 3 | 1 | 0 | 0 | 1 | 0 | 0 |

TRAVIS D'ARNAUD



25

BATS
RIGHTTHROWS
RIGHTHEIGHT
6-2WEIGHT
210

BORN: FEB 10, 1989

OPENING DAY AGE: 36

BIRTHPLACE: LONG BEACH, CA

RESIDES: LOS ALAMITOS, CA

MLB SERVICE: 11 YEARS, 44 DAYS

ACQUIRED: SIGNED AS FREE AGENT, NOV. 12, 2024

SIGNED THRU: 2026; SIGNED TWO-YEAR CONTRACT, NOV. 12, 2024

D'ARNAUD'S LIFETIME PLAYING RECORD

| Year | Club | AVG | G | AB | R | H | 2B | 3B | HR | RBI | SH | SF | HBP | BB | IBB | SO | SB | CS | GDP | SLG | OBP | E |
|--------------|------------------|------|-----|------|-----|-----|-----|----|-----|-----|----|----|-----|-----|-----|-----|----|----|-----|------|------|----|
| 2007 | GCL Phillies | .241 | 41 | 141 | 18 | 34 | 3 | 0 | 4 | 20 | 0 | 2 | 4 | 4 | 0 | 23 | 4 | 2 | 7 | .348 | .278 | 4 |
| 2008 | Williamsport | .309 | 48 | 175 | 21 | 54 | 13 | 1 | 4 | 25 | 0 | 3 | 1 | 18 | 2 | 29 | 1 | 2 | 3 | .463 | .371 | 6 |
| | Lakewood | .297 | 16 | 64 | 12 | 19 | 5 | 0 | 2 | 5 | 0 | 0 | 1 | 5 | 0 | 10 | 0 | 0 | 2 | .469 | .357 | 4 |
| 2009 | Lakewood | .255 | 126 | 482 | 71 | 123 | 38 | 1 | 13 | 71 | 0 | 9 | 8 | 41 | 1 | 75 | 8 | 4 | 10 | .419 | .319 | 6 |
| 2010 | Dunedin | .259 | 71 | 263 | 36 | 68 | 20 | 1 | 6 | 38 | 0 | 5 | 4 | 20 | 1 | 63 | 3 | 1 | 6 | .411 | .315 | 2 |
| 2011 | New Hampshire | .311 | 114 | 424 | 72 | 132 | 33 | 1 | 21 | 78 | 0 | 1 | 8 | 33 | 1 | 100 | 4 | 2 | 5 | .543 | .371 | 6 |
| 2012 | Las Vegas | .333 | 67 | 279 | 45 | 93 | 21 | 2 | 16 | 52 | 0 | 2 | 3 | 19 | 1 | 59 | 1 | 1 | 11 | .595 | .380 | 4 |
| 2013 | Las Vegas | .304 | 19 | 56 | 19 | 17 | 8 | 0 | 2 | 12 | 0 | 1 | 0 | 21 | 2 | 12 | 0 | 0 | 2 | .554 | .487 | 2 |
| | GCL Mets (1) | .318 | 6 | 22 | 4 | 7 | 3 | 0 | 0 | 5 | 0 | 0 | 0 | 1 | 0 | 2 | 0 | 0 | 0 | .455 | .348 | 1 |
| | Binghamton (1) | .222 | 7 | 27 | 2 | 6 | 2 | 1 | 1 | 3 | 0 | 0 | 0 | 3 | 0 | 9 | 0 | 0 | 1 | .482 | .300 | 2 |
| | NEW YORK (NL) | .202 | 31 | 99 | 4 | 20 | 3 | 0 | 1 | 5 | 0 | 1 | 0 | 12 | 0 | 21 | 0 | 0 | 3 | .263 | .286 | 0 |
| 2014 | NEW YORK (NL) | .242 | 108 | 385 | 48 | 93 | 22 | 3 | 13 | 41 | 1 | 1 | 2 | 32 | 5 | 64 | 1 | 0 | 15 | .416 | .302 | 9 |
| | Binghamton (1) | .125 | 3 | 8 | 2 | 1 | 0 | 0 | 1 | 2 | 0 | 0 | 0 | 1 | 0 | 0 | 0 | 0 | 0 | .500 | .222 | 0 |
| | Las Vegas | .436 | 15 | 55 | 13 | 24 | 8 | 0 | 6 | 16 | 0 | 0 | 1 | 3 | 0 | 5 | 0 | 0 | 3 | .909 | .475 | 2 |
| 2015 | NEW YORK (NL) | .268 | 67 | 239 | 31 | 64 | 14 | 1 | 12 | 41 | 0 | 2 | 4 | 23 | 0 | 49 | 0 | 0 | 7 | .485 | .340 | 3 |
| | St. Lucie (1) | .375 | 5 | 16 | 0 | 6 | 0 | 0 | 0 | 4 | 0 | 0 | 0 | 2 | 0 | 2 | 0 | 0 | 1 | .375 | .444 | 0 |
| | Las Vegas (1) | .125 | 2 | 8 | 0 | 1 | 1 | 0 | 0 | 0 | 0 | 0 | 0 | 0 | 0 | 2 | 0 | 0 | 1 | .250 | .125 | 0 |
| | Binghamton (1) | .300 | 5 | 20 | 3 | 6 | 1 | 0 | 0 | 1 | 0 | 0 | 0 | 0 | 0 | 2 | 0 | 0 | 1 | .350 | .300 | 0 |
| 2016 | NEW YORK (NL) | .247 | 75 | 251 | 27 | 62 | 7 | 0 | 4 | 15 | 2 | 1 | 3 | 19 | 1 | 50 | 0 | 0 | 7 | .323 | .307 | 1 |
| | St. Lucie (1) | .310 | 8 | 29 | 3 | 9 | 2 | 0 | 0 | 5 | 0 | 0 | 0 | 9 | 0 | 5 | 1 | 0 | 1 | .379 | .474 | 0 |
| | Las Vegas (1) | .333 | 3 | 12 | 2 | 4 | 2 | 0 | 0 | 2 | 0 | 0 | 0 | 2 | 0 | 3 | 0 | 0 | 1 | .500 | .429 | 0 |
| 2017 | NEW YORK (NL) | .244 | 112 | 348 | 39 | 85 | 19 | 1 | 16 | 57 | 0 | 3 | 2 | 23 | 3 | 59 | 0 | 0 | 12 | .443 | .293 | 4 |
| | St. Lucie (1) | .250 | 2 | 8 | 0 | 2 | 0 | 0 | 0 | 0 | 0 | 0 | 0 | 0 | 0 | 1 | 0 | 0 | 0 | .250 | .250 | 0 |
| | Las Vegas (1) | .231 | 4 | 13 | 1 | 3 | 2 | 0 | 0 | 1 | 0 | 0 | 0 | 0 | 0 | 2 | 0 | 0 | 0 | .385 | .231 | 0 |
| 2018 | NEW YORK (NL) | .200 | 4 | 15 | 1 | 3 | 0 | 0 | 1 | 3 | 0 | 0 | 0 | 1 | 0 | 5 | 0 | 0 | 0 | .400 | .250 | 1 |
| 2019 | St. Lucie (1) | .286 | 2 | 7 | 0 | 2 | 0 | 0 | 0 | 1 | 0 | 0 | 0 | 1 | 0 | 1 | 0 | 0 | 0 | .286 | .375 | 0 |
| | NEW YORK (NL) | .087 | 10 | 23 | 2 | 2 | 0 | 0 | 0 | 2 | 0 | 0 | 0 | 2 | 0 | 5 | 0 | 0 | 1 | .087 | .160 | 1 |
| | LOS ANGELES (NL) | .000 | 1 | 1 | 0 | 0 | 0 | 0 | 0 | 0 | 0 | 0 | 0 | 0 | 0 | 0 | 0 | 0 | 0 | .000 | .000 | - |
| | TAMPA BAY | .263 | 92 | 327 | 50 | 86 | 16 | 0 | 16 | 67 | 0 | 6 | 2 | 30 | 0 | 80 | 0 | 1 | 3 | .459 | .323 | 2 |
| 2020 | ATLANTA | .321 | 44 | 165 | 19 | 53 | 8 | 0 | 9 | 34 | 0 | 1 | 2 | 16 | 0 | 50 | 1 | 0 | 8 | .533 | .386 | 3 |
| 2021 | ATLANTA | .220 | 60 | 209 | 21 | 46 | 14 | 0 | 7 | 7 | 26 | 0 | 1 | 2 | 0 | 53 | 0 | 0 | 7 | .388 | .284 | 1 |
| | Gwinnett (1) | .235 | 6 | 17 | 2 | 4 | 0 | 0 | 0 | 1 | 0 | 0 | 0 | 2 | 0 | 4 | 0 | 0 | 0 | .235 | .316 | 0 |
| 2022 | ATLANTA | .268 | 107 | 396 | 61 | 106 | 25 | 1 | 18 | 60 | 0 | 0 | 11 | 19 | 0 | 90 | 0 | 0 | 12 | .472 | .319 | 2 |
| 2023 | ATLANTA | .225 | 74 | 267 | 31 | 60 | 13 | 0 | 11 | 39 | 0 | 1 | 3 | 21 | 0 | 67 | 0 | 0 | 6 | .397 | .288 | 5 |
| | Gwinnett (1) | .000 | 3 | 8 | 1 | 0 | 0 | 0 | 0 | 0 | 0 | 0 | 0 | 2 | 0 | 3 | 0 | 0 | 1 | .000 | .200 | 0 |
| 2024 | ATLANTA | .238 | 99 | 307 | 40 | 73 | 16 | 0 | 15 | 48 | 0 | 4 | 6 | 24 | 0 | 89 | 1 | 0 | 8 | .436 | .302 | 3 |
| MAJOR TOTALS | | .248 | 884 | 3032 | 374 | 753 | 157 | 6 | 123 | 438 | 3 | 21 | 37 | 239 | 9 | 682 | 3 | 1 | 89 | .426 | .309 | 35 |
| MINOR TOTALS | | .288 | 573 | 2134 | 327 | 615 | 162 | 7 | 76 | 342 | 0 | 23 | 30 | 187 | 8 | 412 | 22 | 12 | 56 | .478 | .351 | 39 |

(1) rehab assignment

Disabling Injuries: 2023 — Concussion; disabled Apr. 9 - May 8
 2021 — Left thumb sprain; disabled May 2 - Aug. 11
 2020 — Disabled July 24 - July 29
 2019 — Recovery from Tommy John surgery (performed April 17, 2018); disabled Mar. 28 (retro to Mar. 25) - Apr. 7
 2018 — Partial tear of right ulnar collateral ligament; disabled Apr. 11 - end of season
 2017 — Bruised right wrist; disabled May 5 (retro to May 3) - May 24
 2016 — Right rotator cuff strain; disabled Apr. 26 - June 21
 2015 — Sprained left elbow; disabled June 23 (retro to June 21) - July 31
 Right little finger fracture; disabled Apr. 21 (retro to Apr. 20) - June 10
 2014 — Concussion; disabled May 15 (retro to May 14) - May 29



2024 SEASON

- ◆ Appeared in 99 games in 12th career Major League season and fifth with **Atlanta**...Batted .238 (73/307) with 40 runs scored, 16 doubles, 15 home runs, 48 RBI, and a .739 OPS.
- ◆ His 15 home runs and 48 RBI each ranked fifth-most among National League catchers.
- ◆ Hit .254 (17/67) with a .922 OPS in 67 at-bats against LHP in 2024...d'Arnaud's .922 OPS vs. LHP ranked fourth among MLB catchers.
- ◆ Placed on paternity list from Sept. 9-12.

MAJOR LEAGUE SUMMARY

2023

- ◆ Completed fourth season with **Atlanta**...Slashed .225/.288/.397 in 74 games...Hit 11 home runs and 13 doubles, while recording 39 RBI and 31 runs.
- ◆ Made his 10th career Opening Day roster (fourth with Atlanta).
- ◆ Hit his 100th career home run (two-run), June 16 vs. Colorado off RHP Dinelson Lamet...Per Statcast, the blast traveled 474 feet...Stands as d'Arnaud's longest home run since tracking began in 2015.
- ◆ Celebrated 10 years of MLB service time on August 4...One of 10 players selected in the 2007 First-Year player draft to exceed 10 years of MLB service time.

2022

- ◆ Named to first career All-Star team in 10th Major League season and third with **Atlanta**...Batted .268 (106/396) and set career highs in runs (61), hits (106), doubles (25), home runs (18), and total bases (187).
- ◆ On June 2 at Colorado set a new career high with six RBI...Finished the day 3-for-5 with a pair of home runs...Was first Atlanta player with at least six RBI since Dansby Swanson on August 14, 2021 at Washington...Became first Braves catcher with two home runs and six RBI in a game since Javy Lopez did it on June 21, 2003 against Baltimore.
- ◆ From May 30 through the rest of the regular season, owned the second-best OPS (.840) in MLB by a primary catcher (min. 200 PA)...Only Philadelphia's J.T. Realmuto was better (.875).

2021

- ◆ Batted .220 (46/209) with 21 extra-base hits and a .671 OPS across 60 games in second season with **Atlanta** (ninth overall).
- ◆ Missed 86 games on the injured list with a left thumb sprain from May 2 to Aug. 11.
- ◆ Placed on paternity list from Aug. 21-24.
- ◆ In his first six games after returning from the injured list, hit .292 (7-for-24) with four extra-base hits (two home runs), six RBI, four runs scored and five walks.
- ◆ Won 2021 World Series with Atlanta...Was the starting backstop for each of Atlanta's games during the 2021 playoff run...Batted .236/.312/.364 with two home runs and three RBI.

2020

- ◆ First season in **Atlanta**, eighth of career...Hit .321 (53/165) with a .919 OPS in 44 games during impacted season...Fell two plate appearances shy of posting the second-highest batting average for a qualified catcher in franchise history (Ernie Lombardi; .330 in 1942)... Recorded hits in 33 of 39 starts.
- ◆ Led all primary catchers (min. 175 plate appearances) in batting average (.321), on-base percentage (.386), slugging percentage (.533), RBI (34) and wRC+ (145).
- ◆ Reached base safely in his final 16 games, a career-long streak...Only the Dodgers' Justin Turner ended the campaign with a longer on-base stretch...d'Arnaud had a .417 on-base percentage in that span dating back to Sept. 9.
- ◆ Awarded 2020 National League Silver Slugger at catcher, the fifth Atlanta backstop to win the award (ninth occurrence).

2019

- ◆ Appeared with three teams in 2019, and compiled a .251 (88/351) average and .745 OPS across 103 games played.
- ◆ Began seventh Major League season in New York (N.L.) and played in 10 games for **Mets** before being designated for assignment on April 28.
- ◆ Signed by **Dodgers** on May 5 and appeared in one game as a pinch hitter on May 9...Acquired by Tampa Bay for cash considerations on May 10...Ended Dodgers career with an 0-for-1 line without taking the field on defense.
- ◆ Hit all 16 of his home runs for **Rays** and set a new franchise record for catchers... Drove in 67 runs in Tampa Bay, which led MLB catchers from the time of his Rays debut through the end of the season.
- ◆ Eight of his homers and 25 of his RBI came in July, Rays' franchise records for a catcher in a calendar month.
- ◆ Became the first player in Rays franchise history to hit three home runs in a road game on July 15 at NYY...Also became the first catcher in MLB history to homer three times in a game out of the leadoff spot...His three home runs drove in all five of Tampa Bay's runs, marking the first time in franchise history a player recorded five or more RBI to account for all the team's offense in a winning effort...Tied a single-game franchise record by totaling 12 bases.



2018

- ◆ Appeared in just four games for **Mets** before sustaining a partial tear of right ulnar collateral ligament which ended his season...Placed on injured list April 11 and underwent Tommy John surgery on April 17 (performed by Dr. David Altchek).
- ◆ Made fifth career Opening Day roster.

2017

- ◆ Played in a career-high 112 games in fifth Major League season with **Mets**...Slashed .244/.293/.443 with 39 runs scored, 19 doubles, one triple, and 16 home runs, a single-season personal best (at the time).
- ◆ 16 home runs were tied for sixth-most among N.L. catchers while his 54 RBI as a catcher were also sixth-most in the N.L....First Mets catcher with 16 or more home runs in a season since Mike Piazza (19 HR in 2005).
- ◆ Hit .302 (26/86) with eight doubles, three home runs and 19 RBI vs. left-handed pitching.
- ◆ Batted .293 (29/99) with eight doubles, six home runs, 20 RBI, and 13 runs scored over his final 32 games of the season dating back to August 17.
- ◆ Had first career multi-home run game and drove in then-career-high five RBI on April 28 at Washington... Last Mets catcher to drive in five or more runs in a game was Paul Lo Duca on September 4, 2007 at CIN.
- ◆ Became fourth player in Mets history to appear in games at third base, second base and catcher in the same season.

2016

- ◆ Made third career Opening Day roster in fourth season with **Mets**.
- ◆ Missed 50 games with a right rotator cuff strain after leaving the game on April 25 vs. Cincinnati.
- ◆ Hit .282 (20/71) with two home runs, four RBI and 12 runs scored in 19 games during August.
- ◆ Batted .317 (13/41) with four doubles while on rehab assignment in 11 games split between High-A **St. Lucie** and Triple-A **Las Vegas**.

2015

- ◆ Began third season with **Mets**...Hit 12 home runs; became first Mets catcher to have double-digit home runs in back-to-back seasons since Mike Piazza in 2002-03.
- ◆ Played in just 67 games due to various injuries...Missed 46 games from April 21 (retro to April 20) to June 10 after fracturing right little finger...Out with a sprained left elbow from June 23 (retro to June 21) to July 31 and missed 32 games.

2014

- ◆ Appeared in 108 games in second Major League season with **Mets**...Batted .242 (93/385) with 48 runs, 22 doubles, three triples, and 13 home runs and 41 RBI.
- ◆ Led N.L. rookies in home runs, the third Mets rookie in franchise history to do so (also, Darryl Strawberry and Ron Swoboda)...His 13 home runs set the franchise rookie-record for home runs by a catcher.
- ◆ Finished seventh in National League Rookie of the Year voting...Named to *Baseball America* All-Rookie Team.

2013

- ◆ Appeared in 32 games with Triple-A **Las Vegas**, GCL **Mets**, and Double-A **Binghamton** to start the year and slashed .286/.420/.514 with 17 extra-base hits.
- ◆ Recalled by **Mets** on Aug. 17 and made Major League debut that night at San Diego.
- ◆ Collected first Major League hit on Aug. 20 with a 8th inning double off Atlanta RHP Luis Ayala...Hit first career home run on Aug. 25 off of Detroit RHP Rick Porcello.

POSTSEASON SUMMARY

- ◆ Made postseason debut in **2015** with Mets and caught every inning of New York's playoff run...In NLDS vs. Dodgers, went 3-for-19 with three runs scored and four RBI; Hit a two-run home run in Game 3 victory...Batted .267 (4/15) with a .979 OPS and two home runs in NLCS sweep of Cubs; His three postseason home runs tied for the second-most by a Mets catcher in a single postseason...In World Series loss to Kansas City, went 3-21 with a double and one RBI.
- ◆ Returned to October in **2019** with Tampa Bay...Went hitless in four at bats in Wild Card win over Oakland...In ALDS loss to Houston, went 2-for-15 with one run scored, two RBI, and two HBP.
- ◆ Started each game of Atlanta's **2020** playoff run behind the plate...Collected two hits in N.L. Wild Card series against Cincinnati...Batted .600 with a 2.092 OPS after going 6-for-10 with two doubles, two home runs, and seven RBI in Atlanta's three-game Division Series sweep over the Marlins...Went just 4-for-23 with three RBI in Atlanta's seven-game NLCS defeat to the eventual World Champion Dodgers.



TRAVIS D'ARNAUD

- ◆ Member of Atlanta's **2021** World Series championship team, and started every game of the playoff run behind the plate...Batted .167 (2/15) with two runs scored and a RBI in National League Division Series win over Milwaukee...In Atlanta's NLCS rematch with the Dodgers, d'Arnaud batted .211 (4/19) in six games...In the Fall Classic, d'Arnaud batted .292 (7/24) with three extra-base hits; Homered in consecutive World Series games in Game 2 and Game 3; Collected multiple hits in three World Series games on his way to his first championship.
- ◆ Caught each game of Atlanta's **2022** NLDS loss to the Phillies...Batted .375 (6/16) with three doubles and two home runs.
- ◆ Made fourth consecutive postseason appearance with Atlanta in **2023**...Batted .143 (1/7) with a two-run home run in Game 2 of the NLDS against Philadelphia in Atlanta's eventual series loss.
- ◆ Appeared in both of Atlanta's **2024** N.L. Wild Card Series games against the Padres...Hit a double in Game 1 and was retired in pinch-hit appearance in Game 2 as San Diego completed the two-game sweep.

WILD CARD SERIES TOTALS

| Year | Club, Opp | AVG | G | AB | R | H | 2B | 3B | HR | RBI | SH | SF | HBP | BB | IBB | SO | SB | CS | GDP | SLG | OBP | E |
|---------------|-----------|-------------|----------|-----------|----------|----------|----------|----------|----------|----------|----------|----------|----------|----------|----------|----------|----------|----------|----------|-------------|-------------|----------|
| 2019— | TBR, OAK | .000 | 1 | 4 | 0 | 0 | 0 | 0 | 0 | 0 | 0 | 0 | 0 | 0 | 0 | 1 | 0 | 0 | 0 | .000 | .000 | 0 |
| 2020— | ATL, CIN | .222 | 2 | 9 | 0 | 2 | 0 | 0 | 0 | 0 | 0 | 0 | 0 | 0 | 0 | 4 | 0 | 0 | 0 | .222 | .222 | 0 |
| 2024— | ATL, SD | .200 | 2 | 5 | 0 | 1 | 1 | 0 | 0 | 0 | 0 | 0 | 0 | 0 | 0 | 1 | 0 | 0 | 0 | .400 | .200 | 0 |
| Totals | | .167 | 5 | 18 | 0 | 3 | 1 | 0 | 0 | 0 | 0 | 0 | 0 | 0 | 0 | 6 | 0 | 0 | 0 | .222 | .167 | 0 |

DIVISION SERIES TOTALS

| Year | Club, Opp | AVG | G | AB | R | H | 2B | 3B | HR | RBI | SH | SF | HBP | BB | IBB | SO | SB | CS | GDP | SLG | OBP | E |
|---------------|-----------|-------------|-----------|-----------|-----------|-----------|----------|----------|----------|-----------|----------|----------|----------|----------|----------|-----------|----------|----------|----------|-------------|-------------|----------|
| 2015— | NYM, LAD | .158 | 5 | 19 | 3 | 3 | 0 | 0 | 1 | 4 | 0 | 1 | 0 | 3 | 0 | 8 | 0 | 0 | 0 | .316 | .150 | 0 |
| 2019— | TB, HOU | .133 | 5 | 15 | 1 | 2 | 0 | 0 | 0 | 2 | 0 | 1 | 2 | 1 | 0 | 5 | 0 | 0 | 0 | .133 | .263 | 0 |
| 2020— | ATL, MIA | .600 | 3 | 10 | 3 | 6 | 2 | 0 | 2 | 7 | 0 | 0 | 0 | 3 | 0 | 1 | 0 | 0 | 0 | 1.400 | .692 | 0 |
| 2021— | ATL, MIL | .167 | 4 | 12 | 2 | 2 | 0 | 0 | 0 | 1 | 0 | 0 | 0 | 3 | 0 | 6 | 0 | 0 | 0 | .167 | .333 | 0 |
| 2022— | ATL, PHI | .375 | 4 | 16 | 2 | 6 | 3 | 0 | 2 | 5 | 0 | 0 | 0 | 0 | 0 | 4 | 0 | 0 | 0 | .938 | .375 | 0 |
| 2023— | ATL, PHI | .143 | 3 | 7 | 1 | 1 | 0 | 0 | 1 | 2 | 0 | 0 | 0 | 1 | 0 | 2 | 0 | 0 | 0 | .571 | .250 | 1 |
| Totals | | .253 | 24 | 79 | 12 | 20 | 5 | 0 | 6 | 21 | 0 | 2 | 2 | 8 | 0 | 26 | 0 | 0 | 1 | .544 | .330 | 1 |

CHAMPIONSHIP SERIES TOTALS

| Year | Club, Opp | AVG | G | AB | R | H | 2B | 3B | HR | RBI | SH | SF | HBP | BB | IBB | SO | SB | CS | GDP | SLG | OBP | E |
|---------------|-----------|-------------|-----------|-----------|----------|-----------|----------|----------|----------|----------|----------|----------|----------|----------|----------|-----------|----------|----------|----------|-------------|-------------|----------|
| 2015— | NYM, CHC | .267 | 4 | 15 | 2 | 4 | 0 | 0 | 2 | 2 | 0 | 0 | 1 | 0 | 0 | 5 | 0 | 0 | 0 | .667 | .313 | 1 |
| 2020— | ATL, LAD | .174 | 7 | 23 | 1 | 4 | 0 | 0 | 0 | 3 | 0 | 1 | 0 | 4 | 0 | 7 | 0 | 0 | 1 | .174 | .286 | 0 |
| 2021— | ATL, LAD | .211 | 6 | 19 | 1 | 4 | 0 | 0 | 0 | 0 | 0 | 0 | 0 | 3 | 0 | 7 | 0 | 0 | 2 | .211 | .318 | 0 |
| Totals | | .211 | 17 | 57 | 4 | 12 | 0 | 0 | 2 | 5 | 0 | 1 | 1 | 7 | 0 | 19 | 0 | 0 | 3 | .316 | .303 | 1 |

WORLD SERIES TOTALS

| Year | Club, Opp | AVG | G | AB | R | H | 2B | 3B | HR | RBI | SH | SF | HBP | BB | IBB | SO | SB | CS | GDP | SLG | OBP | E |
|---------------|-----------|-------------|-----------|-----------|----------|-----------|----------|----------|----------|----------|----------|----------|----------|----------|----------|-----------|----------|----------|----------|-------------|-------------|----------|
| 2015— | NYM, KC | .143 | 5 | 21 | 0 | 3 | 1 | 0 | 0 | 1 | 0 | 0 | 0 | 0 | 0 | 4 | 0 | 0 | 2 | .190 | .143 | 0 |
| 2021— | ATL, HOU | .292 | 6 | 24 | 4 | 7 | 1 | 0 | 2 | 2 | 0 | 0 | 0 | 0 | 0 | 10 | 0 | 0 | 1 | .583 | .292 | 2 |
| Totals | | .222 | 11 | 45 | 4 | 10 | 2 | 0 | 2 | 3 | 0 | 0 | 0 | 0 | 0 | 14 | 0 | 0 | 3 | .400 | .222 | 2 |

NOTABLE MINOR LEAGUE AWARDS AND HONORS

- ◆ **2013** *Baseball America* Triple-A All-Star.
- ◆ **2012** Futures Game Selection...MiLB.com Organization All-Star...*Topps* Triple-A All-Star.
- ◆ **2011** MiLB.com Organization All-Star...*Baseball America* Double-A All-Star...*Topps* Double-A All-Star...Eastern League Post-Season All-Star...Eastern League Most Valuable Player...Eastern League Mid-Season All-Star.
- ◆ **2010** Florida State League Post-Season All-Star...Florida State League Mid-Season All-Star...Florida State League Player of the Week for week of April 19.
- ◆ **2009** South Atlantic Mid-Season All-Star.
- ◆ **2008** New York-Pennsylvania League Mid-Season All-Star.



CAREER TRANSACTIONS

- ◆ June 7, 2007...Selected by **Phillies** in supplemental first round (37th overall) of First-Year Player Draft.
- ◆ Dec. 16, 2009...Traded by **Phillies** with RHP Kyle Drabek and OF Michael Taylor to **Blue Jays** for RHP Roy Halladay and cash considerations.
- ◆ Dec. 17, 2012...Traded by **Blue Jays** with C John Buck, RHP Noah Syndergaard, and OF Wuilmer Becerra to **Mets** for RHP R.A. Dickey, C Josh Thole, and C Mike Nickemas.
- ◆ May 5, 2019...Signed by **Dodgers** to one-year contract.
- ◆ May 10, 2019...Traded by **Dodgers** to **Rays** for cash considerations.
- ◆ Nov. 24, 2019...Signed by **Atlanta** to two-year contract.
- ◆ Aug. 20, 2021...Signed two-year extension with **Atlanta**.
- ◆ July 18, 2023...Signed one-year extension with **Atlanta**.
- ◆ Nov. 11, 2024...Signed by **Angels** to one-year contract.

PERSONAL/MISC

- ◆ Travis E. d'Arnaud (pronounced dar-NO)...On Instagram: @travisdarnaud.
- ◆ Is the younger brother of Chase, who played seven seasons in the major leagues between Pittsburgh (2011-12, 2014), Philadelphia (2015), Atlanta (2016-17), Boston (2017), San Diego (2017) and San Francisco (2018).
- ◆ He and his wife, Brittany, have three children: a daughter, Charlie Belle, and two sons, Leo and Lincoln.
- ◆ Graduated from Lakewood High School (Lakewood, CA)...Three-time All-American at Lakewood from 2005-07.
- ◆ Played for Team USA in the IBAF Baseball World Cup in Panama in 2011.
- ◆ Originally signed by Phillies scout Tim Kissner.

MISCELLANEOUS STATS

CAREER MULTIPLE-HOME RUN GAMES (10)

THREE-HR GAMES (2)

Apr. 19, 2024 vs. TEX

July 15, 2019 at NYY

TWO-HR GAMES (8)

July 31, 2024 at MIL

July 14, 2024 at SD

June 16, 2023 vs. COL

Sept. 2, 2022 vs. MIA

June 2, 2022 at COL

June 6, 2019 at DET

Sept. 22, 2017 vs. WSH

Apr. 28, 2017 at WSH

CAREER GRAND SLAM HOME RUNS (3)

Apr. 19, 2024 vs. TEX

June 2, 2022 at COL

July 21, 2019 vs. CWS

CAREER WALK-OFF PLATE APPEARANCES (5)

Sept. 28, 2024 vs. KCR (solo HR; 9th)

Apr. 5, 2024 vs. ARI (RBI single; 10th)

Aug. 20, 2022 vs. HOU (RBI single; 11th)

July 6, 2019 vs. NYY (solo HR; 9th)

Sept. 15, 2013 vs. MIA (RBI single; 12th)

ALL-STAR GAME RECORD

| Year | Club | Site | AVG | G | AB | R | H | 2B | 3B | HR | RBI | SH | SF | HBP | BB | IBB | SO | SB | CS | GDP | SLG | OBP | E |
|-------|------|------|------|---|----|---|---|----|----|----|-----|----|----|-----|----|-----|----|----|----|-----|------|------|---|
| 2022— | N.L. | LAD | .000 | 1 | 1 | 0 | 0 | 0 | 0 | 0 | 0 | 0 | 0 | 0 | 1 | 0 | 0 | 0 | 0 | 0 | .000 | .500 | 0 |

CAREER FIELDING

| POS | PCT | G | PO | A | E | TC | DP | PB | CS | CS% |
|-----|-------|-----|------|-----|----|------|----|----|-----|-------|
| C | .995 | 797 | 6720 | 273 | 35 | 7028 | 32 | 43 | 120 | 20.4% |
| 1B | 1.000 | 21 | 103 | 5 | 0 | 108 | 6 | - | - | - |
| 2B | 1.000 | 1 | 1 | 0 | 0 | 1 | 0 | - | - | - |
| 3B | - | 1 | 0 | 0 | 0 | 0 | 0 | - | - | - |

D'ARNAUD'S CAREER HIGHS

| SEASON | | | GAME | | |
|--------|--------------------|------------|------------------------------------|--|--|
| AVG | .268 — 2022 & 2015 | H | 4 — 3 times; last, 6/24/23 at CIN | | |
| H | 106 — 2022 | HR | 3 — Twice; last, 4/19/24 vs. TEX | | |
| R | 61 — 2022 | R | 4 — 6/8/23 vs. NYM | | |
| BB | 32 — 2019 & 2014 | BB | 3 — 3 times; last, 6/10/23 vs. WSH | | |
| 2B | 25 — 2022 | 2B | 3 — 8/8/23 at PIT | | |
| HR | 18 — 2022 | RBI | 6 — Twice; last, 4/19/24 vs. TEX | | |
| RBI | 69 — 2019 | Hit Streak | 10 — July 10, 2024 - Aug. 3, 2024 | | |



RHP

MICHAEL DARRELL-HICKS



61

BATS
RIGHTTHROWS
RIGHTHEIGHT
6-5WEIGHT
220

BORN: NOV. 13, 1997

OPENING DAY AGE: 27

BIRTHPLACE: PARKERSBURG, WV

RESIDES: BOWLING GREEN, KY

ACQUIRED: SIGNED AS NON-DRAFTED FREE AGENT, JULY 26, 2022

SIGNED THRU: 2025; UNDER CLUB CONTROL; 0/3 OPTIONS USED

NON-ROSTER INVITEE

DARRELL-HICKS' LIFETIME PITCHING RECORD

| Year | Club | W-L | ERA | G | GS | CG | GF | SHO | SV | IP | H | R | ER | HR | HB | BB | IBB | SO | WP | BK | BAA |
|--------------|---------------|-------|-------|----|----|----|----|-----|----|-------|-----|----|----|----|----|----|-----|-----|----|----|------|
| 2022— | Inland Empire | 2-1 | 10.61 | 7 | 0 | 0 | 1 | 0 | 0 | 9.1 | 9 | 12 | 11 | 1 | 0 | 8 | 0 | 10 | 1 | 0 | .237 |
| 2023— | Inland Empire | 3-0 | 4.22 | 12 | 6 | 0 | 3 | 0 | 1 | 42.2 | 40 | 21 | 20 | 2 | 2 | 9 | 0 | 53 | 2 | 0 | .247 |
| | Tri-City | 2-4 | 3.15 | 13 | 9 | 0 | 1 | 0 | 0 | 54.1 | 48 | 21 | 19 | 4 | 5 | 21 | 0 | 59 | 0 | 1 | .232 |
| | Rocket City | 0-3 | 6.00 | 3 | 3 | 0 | 0 | 0 | 0 | 12.0 | 12 | 9 | 8 | 2 | 2 | 5 | 0 | 12 | 0 | 0 | .250 |
| 2024— | Rocket City | 6-4 | 1.73 | 30 | 0 | 0 | 23 | 0 | 8 | 41.2 | 34 | 11 | 8 | 0 | 6 | 8 | 1 | 46 | 1 | 0 | .224 |
| | Salt Lake | 0-0 | 4.35 | 10 | 0 | 0 | 0 | 0 | 0 | 20.2 | 21 | 12 | 10 | 0 | 6 | 5 | 0 | 23 | 3 | 0 | .269 |
| MINOR TOTALS | | 13-12 | 3.79 | 75 | 18 | 0 | 28 | 0 | 9 | 180.2 | 164 | 86 | 76 | 9 | 21 | 56 | 1 | 203 | 7 | 1 | .239 |

2024 SEASON

- ◆ Began season with Double-A **Rocket City** and went 6-4 with a 1.73 ERA (41.2 IP - 8 ER) and 46 strikeouts in 30 games in relief...First full season in the relief role since professional debut in 2022.
- ◆ Promoted to Triple-A **Salt Lake** on Aug. 13 and posted a 4.35 ERA (20.2 IP - 10 ER) with 23 strikeouts in 10 games.
- ◆ Held opponents to one-or-fewer earned runs in 36 of 40 appearances...Did not give up a run in 27 outings.
- ◆ Pitched in multiple innings in relief in 17 games...Recorded at least 12 outs in relief twice (Sept. 8, Sept. 21).
- ◆ Set a career high with eight saves in 2024...Finished 23 games.
- ◆ Did not surrender a home run all season.

CAREER HIGHLIGHTS

- ◆ Made professional debut on Aug. 14, 2022 with Low-A Inland Empire against Fresno.
- ◆ Named California League Pitcher of the Week for Week of May 28, 2023.

CAREER TRANSACTIONS

- ◆ July 26, 2022...Signed by **Angels** as non-drafted free agent.

PERSONAL/MISC

- ◆ Michael Brian Darrell-Hicks.
- ◆ Attended Jacksonville University in 2022...Went 5-5 as a senior with a 4.13 ERA (72.0 IP - 33 ER) with 82 strikeouts...Ranked second on the team with 72 innings pitched and 82 strikeouts; Ranked sixth in conference in punchouts...Majored in Sport Management.
- ◆ Prior to Jacksonville, attended Western Kentucky University from 2017-2021 and went 3-4 with a 6.94 ERA (84.1 IP - 65 ER) and 81 strikeouts across four seasons...Led team with a 12.9 K/9 rate as a sophomore in 2018
- ◆ Attended South Warren HS (Warren County, KY)...Earned All-State Second Team, All-Region and All-District honors...Was a four-year letter winner on the diamond, as well as a two-year letter winner in basketball.
- ◆ Son of Rose Hicks and Bart Darrell...Has one brother, Matt Taitt...Mother, Rose, played college basketball at Marshall...Brother, Matt, ran track and field at Western Kentucky.
- ◆ Favorite athlete is Kobe Bryant.
- ◆ Originally signed by Angels scout Chris McAlpin.

JACK DASHWOOD



60

BATS
LEFTTHROWS
LEFTHEIGHT
6-6WEIGHT
240

BORN: NOV. 17, 1997

BIRTHPLACE: SAN DIEGO, CA

ACQUIRED: SELECTED IN 12TH ROUND OF 2019 FIRST-YEAR PLAYER DRAFT

SIGNED THRU: 2025; UNDER CLUB CONTROL; 0/3 OPTIONS USED

OPENING DAY AGE: 27

RESIDES: CARLSBAD, CA

DASHWOOD'S LIFETIME PITCHING RECORD

| Year | Club | W-L | ERA | G | GS | CG | GF | SHO | SV | IP | H | R | ER | HR | HB | BB | IBB | SO | WP | BK | BAA |
|---------------------------------------|---------------|------|-------|----|----|----|----|-----|----|-------|-----|-----|-----|----|----|----|-----|-----|----|----|------|
| 2019— | | | | | | | | | | | | | | | | | | | | | |
| 2020— | | | | | | | | | | | | | | | | | | | | | |
| DID NOT PLAY | | | | | | | | | | | | | | | | | | | | | |
| DID NOT PLAY - No Minor League Season | | | | | | | | | | | | | | | | | | | | | |
| 2021— | Inland Empire | 3-1 | 3.43 | 15 | 4 | 0 | 9 | 0 | 3 | 57.2 | 50 | 24 | 22 | 5 | 1 | 8 | 0 | 69 | 1 | 0 | .227 |
| | Tri-City | 3-1 | 5.01 | 5 | 1 | 0 | 1 | 0 | 0 | 23.1 | 35 | 16 | 13 | 3 | 2 | 6 | 0 | 18 | 1 | 0 | .350 |
| | Salt Lake | 1-2 | 8.03 | 6 | 5 | 0 | 1 | 0 | 1 | 24.2 | 43 | 25 | 22 | 7 | 0 | 6 | 0 | 21 | 1 | 0 | .381 |
| 2022— | Rocket City | 1-1 | 4.92 | 31 | 1 | 0 | 9 | 0 | 0 | 60.1 | 53 | 35 | 33 | 9 | 3 | 21 | 0 | 84 | 3 | 0 | .230 |
| 2023— | Rocket City | 2-0 | 5.67 | 18 | 1 | 0 | 5 | 0 | 0 | 27.0 | 35 | 20 | 17 | 9 | 1 | 12 | 0 | 30 | 1 | 1 | .315 |
| | Salt Lake | 0-1 | 12.00 | 1 | 0 | 0 | 0 | 0 | 0 | 3.0 | 4 | 4 | 3 | 0 | 0 | 0 | 0 | 4 | 0 | 0 | .286 |
| 2024— | Rocket City | 0-0 | 2.70 | 8 | 0 | 0 | 0 | 0 | 0 | 10.0 | 6 | 3 | 3 | 1 | 0 | 1 | 0 | 15 | 1 | 0 | .162 |
| MINOR TOTALS | | 10-6 | 4.98 | 84 | 12 | 0 | 25 | 0 | 4 | 206.0 | 226 | 127 | 114 | 37 | 7 | 54 | 0 | 241 | 8 | 1 | .274 |

2024 SEASON

- ◆ Totaled eight games with Double-A **Rocket City**, and posted a 2.70 ERA (10 IP - 3 ER) with 15 strikeouts and one walk, while holding opponents to a .162 (5/32) average.
- ◆ After making two relief appearances in April for Trash Pandas, was placed on injured list on April 23.
- ◆ Was reinstated from IL in August and posted a 1.29 ERA (7 IP - 1 ER) with 10 strikeouts and no walks across six relief appearances to conclude the regular season.
- ◆ Following the regular season, pitched in nine games for Mesa in the Arizona Fall League, going 1-0 with two saves and 3.60 ERA (10 IP - 4 ER) and 17 strikeouts.

CAREER TRANSACTIONS

- ◆ June 5, 2019...Selected by **Angels** in 12th round of First-Year Player Draft (signed June 19, 2019).

PERSONAL/MISC

- ◆ Jack Corey Dashwood...On Instagram: @jack_dashwood
- ◆ Attended University of California, Santa Barbara...In 2019, was a First-Team All-Big West selection and was named to the Collegiate Baseball All-American Second Team.
- ◆ Graduated from St. Augustine HS (San Diego, CA)...As a senior, was 6-2 with a 1.03 ERA and 67 strikeouts over 61 innings in 11 starts...Received First-Team All-CIF, All-League and Second-Team All-State in 2015 and 2016.
- ◆ Favorite NFL team is Denver Broncos and favorite NBA team is Los Angeles Lakers...Favorite movie is The Sandlot.
- ◆ Originally signed by Angels scout Ben Diggins.





INFIELDER

J.D. DAVIS



22

BATS
RIGHTTHROWS
RIGHTHEIGHT
6-2WEIGHT
225

BORN: APR. 27, 1993

BIRTHPLACE: ELK GROVE, CA

MLB SERVICE: 6 YEARS, 92 DAYS

ACQUIRED: SIGNED AS MINOR LEAGUE FREE AGENT, JAN. 24, 2025

SIGNED THRU: 2025; SIGNED ONE-YEAR CONTRACT, JAN. 24, 2025

OPENING DAY AGE: 31

RESIDES: ELK GROVE, CA

NON-ROSTER INVITEE

DAVIS' LIFETIME PLAYING RECORD

| Year | Club | AVG | G | AB | R | H | 2B | 3B | HR | RBI | SH | SF | HBP | BB | IBB | SO | SB | CS | GDP | SLG | OBP | E |
|--------------|-----------------|------|-----|------|-----|-----|-----|----|-----|-----|----|----|-----|-----|-----|-----|----|----|-----|------|------|----|
| 2014 | Tri-City (NYPL) | .279 | 30 | 111 | 18 | 31 | 7 | 1 | 5 | 20 | 0 | 1 | 4 | 15 | 0 | 25 | 1 | 0 | 2 | .496 | .382 | 11 |
| | Quad Cities | .303 | 43 | 155 | 20 | 47 | 9 | 0 | 8 | 32 | 0 | 1 | 2 | 13 | 0 | 41 | 4 | 0 | 4 | .516 | .363 | 5 |
| 2015 | Lancaster | .289 | 120 | 485 | 93 | 140 | 28 | 3 | 26 | 101 | 0 | 3 | 10 | 54 | 0 | 157 | 5 | 2 | 12 | .520 | .370 | 19 |
| 2016 | Corpus Christi | .268 | 126 | 485 | 61 | 130 | 34 | 1 | 23 | 81 | 0 | 4 | 5 | 45 | 0 | 143 | 1 | 3 | 9 | .485 | .334 | 15 |
| 2017 | Corpus Christi | .279 | 87 | 351 | 49 | 98 | 18 | 0 | 21 | 60 | 0 | 3 | 3 | 31 | 1 | 90 | 5 | 2 | 8 | .510 | .340 | 13 |
| | Fresno | .295 | 16 | 61 | 10 | 18 | 5 | 0 | 5 | 18 | 0 | 3 | 0 | 9 | 1 | 18 | 0 | 0 | 0 | .623 | .370 | 2 |
| 2018 | HOUSTON | .226 | 24 | 62 | 8 | 14 | 4 | 0 | 4 | 7 | 0 | 1 | 1 | 4 | 0 | 20 | 1 | 1 | 3 | .484 | .279 | 0 |
| | HOUSTON | .175 | 42 | 103 | 9 | 18 | 2 | 0 | 1 | 5 | 0 | 0 | 0 | 10 | 0 | 29 | 0 | 0 | 3 | .223 | .248 | 3 |
| 2019 | Fresno | .342 | 85 | 333 | 56 | 114 | 25 | 2 | 17 | 81 | 0 | 5 | 3 | 36 | 1 | 69 | 3 | 0 | 8 | .583 | .406 | 4 |
| | NEW YORK (N.L.) | .307 | 140 | 410 | 65 | 126 | 22 | 1 | 22 | 57 | 0 | 2 | 3 | 38 | 2 | 97 | 3 | 0 | 14 | .527 | .369 | 7 |
| 2020 | NEW YORK (N.L.) | .247 | 56 | 190 | 26 | 47 | 9 | 0 | 6 | 19 | 0 | 1 | 7 | 31 | 1 | 56 | 0 | 0 | 8 | .389 | .371 | 4 |
| 2021 | NEW YORK (N.L.) | .285 | 73 | 179 | 18 | 51 | 12 | 0 | 5 | 23 | 0 | 2 | 6 | 24 | 1 | 68 | 1 | 0 | 4 | .436 | .384 | 4 |
| | Syracuse (1) | .316 | 14 | 38 | 8 | 12 | 4 | 0 | 4 | 7 | 0 | 0 | 1 | 10 | 0 | 14 | 0 | 0 | 1 | .737 | .469 | 2 |
| 2022 | NEW YORK (N.L.) | .238 | 66 | 181 | 26 | 43 | 8 | 1 | 4 | 21 | 0 | 2 | 4 | 20 | 0 | 66 | 1 | 1 | 9 | .359 | .324 | 2 |
| | SAN FRANCISCO | .263 | 49 | 137 | 20 | 36 | 8 | 0 | 8 | 14 | 0 | 0 | 2 | 19 | 1 | 56 | 0 | 0 | 4 | .496 | .361 | 1 |
| 2023 | SAN FRANCISCO | .248 | 144 | 480 | 61 | 119 | 23 | 1 | 18 | 69 | 0 | 6 | 6 | 52 | 0 | 152 | 1 | 0 | 16 | .413 | .325 | 9 |
| 2024 | OAKLAND | .236 | 39 | 123 | 12 | 29 | 4 | 0 | 4 | 5 | 0 | 0 | 3 | 9 | 0 | 30 | 0 | 0 | 3 | .366 | .304 | 1 |
| | Las Vegas (1) | .200 | 4 | 15 | 2 | 3 | 1 | 0 | 0 | 0 | 0 | 0 | 0 | 2 | 0 | 6 | 0 | 0 | 0 | .267 | .294 | 0 |
| | NEW YORK (A.L.) | .105 | 7 | 19 | 1 | 2 | 1 | 0 | 0 | 1 | 0 | 0 | 0 | 3 | 0 | 9 | 0 | 0 | 2 | .158 | .227 | 0 |
| | Norfolk | .147 | 31 | 109 | 8 | 16 | 2 | 0 | 3 | 9 | 0 | 0 | 1 | 9 | 0 | 53 | 0 | 0 | 3 | .248 | .219 | 2 |
| MAJOR TOTALS | | .257 | 640 | 1884 | 246 | 485 | 93 | 3 | 72 | 221 | 0 | 14 | 32 | 210 | 5 | 583 | 7 | 2 | 66 | .425 | .340 | 31 |
| MINOR TOTALS | | .284 | 556 | 2143 | 325 | 609 | 133 | 7 | 112 | 409 | 0 | 20 | 29 | 224 | 3 | 616 | 19 | 7 | 47 | .510 | .357 | 73 |

(1) rehab assignment

Disabling Injuries: 2024 — Illness; disabled July 12 (retro to July 9) - July 19
Right adductor strain; disabled Apr. 15 - May 3

2023 — Left shoulder strain; disabled Sept. 29 (retro to Sept. 27) - end of season

2021 — Left hand sprain; disabled Sept. 26 - end of season
Left hand sprain; disabled May 3 - July 16
Left hand contusion; disabled Apr. 10 - Apr. 17

2024 SEASON

- ◆ Began eighth Major League season and first with **Athletics**...Appeared in 39 games with Oakland and batted .236 (29/123) with a .670 OPS and eight extra-base hits.
- ◆ Placed on injured list with right adductor strain on Apr. 15 and embarked on four-game rehab assignment with Triple-A **Las Vegas** before returning to Athletics on May 3.
- ◆ Traded with cash to **Yankees** on June 23 for INF Jordan Groshans...Batted .105 (2/19) in seven games with NYY.
- ◆ Placed on injured list on July 12 (retro to July 9) with an illness and was activated on July 19.
- ◆ Designated for assignment on July 28 and released by Yankees on Aug. 2....Signed with Baltimore as minor league free agent on Aug. 7 and finished season with Triple-A **Norfolk**.



MAJOR LEAGUE SUMMARY

2023

- ◆ Began second season with **Giants**...Led team with career-high 69 RBI and ranked second on Giants with 18 home runs...Appeared in career-high 144 games.
- ◆ Hit third career grand slam (second of the year) on June 17 at LAD as a pinch-hitter...Became the fourth Giant to have a pinch-hit grand slam in the last 25 years, joining Rich Aurilia (June 12, 2003), Russ Davis (Aug. 21, 2000) and Austin Slater (July 6, 2019).
- ◆ Hit first career walk-off home run vs. Boston on July 29...Second career walk-off hit (Aug. 21, 2019 vs. CLE).
- ◆ Missed final four games of season on injured list with left shoulder strain.

2022

- ◆ Began seventh MLB season and fourth with **Mets**...Slashed .238/.324/.359 with 21 RBI and four home runs, in 66 games with NYM.
- ◆ Traded by Mets to **Giants** with LHP Thomas Szapucki, RHP Carson Seymour and LHP Nick Zwack in exchange for INF Darin Ruf on Aug. 2.
- ◆ Batted .263 (36/137) with eight home runs and a .857 OPS in 49 games for SF...Posted a 140 OPS+ in his time with the Giants after having a 96 OPS+ with NYM to start the season.

2021

- ◆ Began third season with **New York (N.L.)**...Made fourth career Opening Day roster...Batted .285 (51/179) with a .820 OPS in 73 games for Mets.
- ◆ Missed more than half of the season with left hand injuries...Placed on injured list with left hand contusion from Apr. 10-17...Sidelined with left hand sprain on May 3; Sent on rehab assignment to Triple-A **Syracuse** and appeared in 14 games and batted .316 (12/38) with 1.206 OPS; activated on July 16...Landed on injured list with left hand sprain for final time on Sept. 26 and missed remainder of season.
- ◆ Underwent surgery to repair a torn ligament in left hand on October 5...Dr. Thomas Graham performed the procedure in Dayton, OH.

2020

- ◆ Played in fifth Major League season and second with **Mets**...Slashed .247/.371/.389 with nine doubles and six home runs in 56 games played.
- ◆ Reached base in 15 straight games from July 26 to Aug. 11...Ended that streak hitting .327/.424/.509 on the season...In his remaining 39 games, hit .215/.350/.341.

2019

- ◆ Made second career Opening Day roster in first season with **Mets**...Set then-career highs in games played (140), runs (65), hits (126), doubles (22), home runs (22), RBI (57), AVG (.307) and OPS (.895)...Started 74 games in left field and 55 at third base.
- ◆ Ranked second in the majors with a .354 (73/206) batting average at home, third in slugging at home (.665), fourth in home OPS (1.078) and seventh in OBP at home (.413).
- ◆ Slashed .335/.395/.584 with 13 homers and 32 RBI in 64 games after the All-Star break...His batting average and slugging percentage led the team in the second half.
- ◆ Batted .423 (22/52) with four homers in the 1st inning, the highest mark in the majors (min. 50 PA).
- ◆ Hit a walk-off RBI single on Aug. 21 vs. Cleveland, his first career walk-off RBI and hit.

2018

- ◆ Made first career Opening Day roster with **Astros**...Appeared in 42 games with Houston across four MLB stints; Batted .175 (18/103) with three extra-base hits.
- ◆ Appeared in 85 games for Triple-A **Fresno**...Slashed .342/.406/.583 with 25 doubles, two triples, and 17 home runs.
- ◆ Won the Pacific Coast League batting title after posting a .342 batting average (114/333).
- ◆ Named to Pacific Coast League Mid-Season All-Star Team...Tabbed the PCL Player of the Week for Aug. 13-19.

2017

- ◆ Opened season with Double-A **Corpus Christi** and batted .279 (98/351) with a .850 OPS in 87 games.
- ◆ Promoted to Triple-A **Fresno** on July 19 and appeared in 16 games...Hit .295 (18/61) with a .993 OPS with Grizzlies.
- ◆ Contract selected by **Astros** on Aug. 5 and made Major League debut that night against Toronto...Collected first MLB hit against RHP Marco Estrada.
- ◆ Hit first two MLB home runs in consecutive games on Aug. 24-25...Hit first career HR against Washington LHP Sammy Solís on Aug. 24 in 11th inning.



INFIELDER

J.D. DAVIS

NOTABLE MINOR LEAGUE AWARDS AND HONORS

- ◆ **2018** MiLB.com Organization All-Star...Pacific Coast League Mid-Season All-Star...Pacific Coast League Player of the Week (Aug. 19).
- ◆ **2017** MiLB.com Organization All-Star...Texas League Mid-Season All-Star...Texas League Post-Season All-Star...Texas League Player of the Month for June.
- ◆ **2016** MiLB Organization All-Star...Texas League Mid-Season All-Star...Texas League Player of the Month for May...Texas League Player of the Week (May 15)... Texas League Player of the Week (May 22)...Texas League Player of the Week (Aug. 21)...Texas League Player of the Week (Aug. 28).
- ◆ **2015** California League Player of the Week (Aug. 10)...California League Player of the Week (Aug. 31)... Arizona Fall League Rising Star.
- ◆ **2014** MiLB Organization All-Star...New York-Pennsylvania League Player of the Week (July 7).

CAREER TRANSACTIONS

- ◆ June 7, 2011...Selected by **Rays** in fifth round of First-Year Player Draft (did not sign).
- ◆ June 6, 2014...Selected by **Astros** in third round of First-Year Player Draft.
- ◆ Jan. 6, 2019...Traded by **Astros** with INF Cody Bohanek to **Mets** for INF Luis Santana, OF Ross Adolph and C Scott Manea.
- ◆ Jan. 6, 2019...Traded by **Mets** with LHP Thomas Szapucki, RHP Carson Seymour, and LHP Nick Zwack to **Giants** for INF Darin Ruf.
- ◆ Mar. 16, 2024...Signed by **Athletics** to one-year contract.
- ◆ June 23, 2024...Traded by **Athletics** with cash considerations to **Yankees** for INF Jordan Groshans.
- ◆ Aug. 7, 2024...Signed by **Orioles** as minor league free agent.
- ◆ Jan. 24, 2025...Signed by **Angels** as minor league free agent.

PERSONAL/MISC

- ◆ Jonathan Gregory Davis...Has gone by 'J.D.' since he was in elementary school...The 'D' in 'J.D.' stands for Davis; Says he does not go by J.G. because "it doesn't flow quite as well."...Nicknames include Sun Bear, Bubbles, and Dizzle.
- ◆ With Mets, was honored as a recipient of the Thurman Munson Award on Feb. 4, 2020 for contributions on and off the field in New York.
- ◆ Attended Cal State Fullerton, where he was named to the All-Big West First Team in his sophomore and junior years...Batted .307 (174/566) with a .855 OPS and 53 extra-base hits across three seasons with the Titans... Led the team in batting average (.338), OBP (.419) and slugging (.523) as a junior; Was also the team's closer his junior season and posted seven saves in 14 relief appearances with a 2.66 ERA (20.1 IP - 6 ER).
- ◆ Graduated in 2011 from Elk Grove High School (Elk Grove, CA) and was a four-time All-Delta Valley Conference, three-time All-Metro, and two-time high school All-American and Northern California Player of the Year in baseball...Also played football as a quarterback and placekicker, and was all-league as a sophomore.
- ◆ Pre-game ritual includes eating a grilled cheese sandwich before every game, but does not see himself as superstitious.
- ◆ Enjoys playing video games and visiting zoos, museums, and aquariums.
- ◆ Originally signed by Astros scout Brad Budzinski.

MISCELLANEOUS STATS

TWO-HR GAMES (3)

Mar. 29, 2024 vs. CLE

July 17, 2021 at PIT

Apr. 6, 2019 vs. WSH

CAREER GRAND SLAM HOME RUNS (3)

June 17, 2023 at LAD

Apr. 6, 2023 at CWS

July 7, 2022 vs. MIA

CAREER WALK-OFF PLATE APPEARANCES (2)

July 29, 2023 vs. BOS (Solo HR; 9th)

Aug. 21, 2019 vs. CLE (RBI single; 10th)

CAREER FIELDING

| POS | PCT | G | PO | A | E | TC | DP |
|-----|------|-----|-----|-----|----|-----|----|
| 3B | .961 | 320 | 152 | 495 | 26 | 673 | 44 |
| 1B | .995 | 76 | 391 | 34 | 2 | 427 | 32 |
| OF | .974 | 94 | 105 | 6 | 3 | 114 | 1 |
| P | - | 3 | 0 | 0 | 0 | 0 | 0 |

REID DETMERS



48

BATS
LEFTTHROWS
LEFTHEIGHT
6-2WEIGHT
210

BORN: JULY 8, 1999

BIRTHPLACE: NOKOMIS, IL

MLB SERVICE: 2 YEARS, 159 DAYS

ACQUIRED: SELECTED IN FIRST ROUND (10TH OVERALL) OF 2020 FIRST-YEAR PLAYER DRAFT

SIGNED THRU: 2025; UNDER CLUB CONTROL; 1/3 OPTIONS USED

OPENING DAY AGE: 25

RESIDES: CHATHAM, IL

DETMERS' LIFETIME PITCHING RECORD

| Year | Club | W-L | ERA | G | GS | CG | GF | SHO | SV | IP | H | R | ER | HR | HB | BB | IBB | SO | WP | BK | BAA |
|--------------|-------------|---|------|----|----|----|----|-----|----|-------|-----|-----|-----|----|----|-----|-----|-----|----|----|------|
| 2020 | LAA | DID NOT PLAY — Participated at Angels Alternate Training Site | | | | | | | | | | | | | | | | | | | |
| 2021 | Rocket City | 2-4 | 3.50 | 12 | 12 | 0 | 0 | 0 | 0 | 54.0 | 45 | 24 | 21 | 10 | 1 | 18 | 0 | 97 | 3 | 0 | .223 |
| | Salt Lake | 1-0 | 1.13 | 2 | 2 | 0 | 0 | 0 | 0 | 8.0 | 7 | 1 | 1 | 0 | 1 | 1 | 0 | 11 | 1 | 0 | .233 |
| | LAA | 1-3 | 7.40 | 5 | 5 | 0 | 0 | 0 | 0 | 20.2 | 26 | 17 | 17 | 5 | 2 | 11 | 1 | 19 | 1 | 0 | .295 |
| 2022 | LAA | 7-6 | 3.77 | 25 | 25 | 1 | 0 | 1 | 0 | 129.0 | 110 | 56 | 54 | 13 | 8 | 46 | 1 | 122 | 2 | 0 | .231 |
| | Salt Lake | 0-0 | 1.50 | 1 | 1 | 0 | 0 | 0 | 0 | 6.0 | 3 | 1 | 1 | 1 | 0 | 1 | 0 | 14 | 0 | 0 | .143 |
| 2023 | LAA | 4-10 | 4.48 | 28 | 28 | 0 | 0 | 0 | 0 | 148.2 | 141 | 81 | 74 | 19 | 13 | 60 | 2 | 168 | 7 | 0 | .248 |
| 2024 | LAA | 4-9 | 6.70 | 17 | 17 | 0 | 0 | 0 | 0 | 87.1 | 98 | 67 | 65 | 18 | 2 | 38 | 0 | 109 | 4 | 0 | .282 |
| | Salt Lake | 6-6 | 5.54 | 14 | 14 | 0 | 0 | 0 | 0 | 78.0 | 82 | 50 | 48 | 18 | 3 | 27 | 0 | 101 | 3 | 0 | .262 |
| MAJOR TOTALS | | 16-28 | 4.90 | 75 | 75 | 1 | 0 | 1 | 0 | 385.2 | 375 | 221 | 210 | 55 | 25 | 155 | 4 | 418 | 14 | 0 | .253 |
| MINOR TOTALS | | 9-10 | 4.38 | 29 | 29 | 0 | 0 | 0 | 0 | 146.0 | 137 | 76 | 71 | 29 | 5 | 47 | 0 | 223 | 7 | 0 | .242 |

Disabling Injuries: 2021 — Disabled Aug. 25 - Sept. 23

2024 SEASON

- ◆ Began season in **Angels** starting rotation and made third straight Opening Day roster...Ultimately totaled 17 starts for Angels across two big league stints.
- ◆ In first four starts of regular season, was 3-0 with a 1.19 ERA (22.2 IP - 3 ER) and 30 strikeouts...Angels won all four contests.
- ◆ Tied career high with 12 strikeouts in a pair of games (April 6 vs. BOS and Sept. 27 vs. TEX)...Also struck out 10 batters on Sept. 3 vs. Dodgers.
- ◆ Held opponents to a .209 (19/91) average after getting to a 0-2 count...Struck out 49.5% of hitters after reaching a 0-2 count.
- ◆ Opponents batted .220 (26/118) against his slider, which he threw 24.4% of the time.
- ◆ In five starts against A.L. East teams, went 3-1 with a 2.12 ERA (29.2 IP - 7 ER) with 34 strikeouts.
- ◆ Optioned to Triple-A **Salt Lake** on June 2 and made 14 starts for Bees before returning to Angels on Sept. 1.
- ◆ Named Pacific Coast League Pitcher of the Week for Aug. 12-18 after tossing 8.0 innings and allowing one earned run on three hits with 11 strikeouts in a win at Sacramento...Over last three starts with Salt Lake, was 2-0 with a 1.29 ERA (21 IP - 3 ER) and 29 strikeouts.

CAREER HIGHLIGHTS

- ◆ Pitched 12th no-hitter in Angels history on May 10, 2022 vs. Tampa Bay.
- ◆ Earned A.L. Pitcher of the Week honors for May 9-15, 2022.
- ◆ Pitched third immaculate inning in Angels history on July 31, 2022 vs. Rangers (2nd inning); third pitcher in MLB history to toss both a no-hitter and immaculate inning in the same season (Mike Fiers, 2015; Sandy Koufax, 1962, 1963, 1964).
- ◆ Selected to 2022 *Baseball America* MLB All-Rookie Team.
- ◆ Made Major League debut on August 1, 2021 vs. Oakland.

YOUTH MOVEMENT

At 22 years, 306 days old, Reid Detmers was the youngest Angels pitcher to throw a no-hitter in franchise history.



MAJOR LEAGUE SUMMARY

2023

- ◆ Made **Angels** Opening Day roster for second consecutive season...Made career-high 28 starts.
- ◆ Ranked ninth in American League with 26.1% strikeout rate (min. 140 IP)...Led Halos with 168 punchouts in 2023.
- ◆ Matched career high with 12 strikeouts on May 19 vs. Minnesota...Previously tallied 12 strikeouts on July 31, 2022 vs. Texas.
- ◆ From June 8 - July 2, went 2-0 with a 1.42 ERA (31.2 IP - 5 ER) with 43 strikeouts across five starts...Logged five straight starts with 8+ strikeouts and two-or-fewer runs allowed...The only other player in Angels history with such a streak was Nolan Ryan (seven games; his final three games in 1972 and first four in 1973).
- ◆ Came within eight outs of a second career no-hitter after tossing 7.1 hitless innings against Rangers on August 16...No-hit bid ended following an 8th inning double off the bat of Marcus Semien.
- ◆ Posted a 1.82 ERA (24.2 IP - 5 ER) with 26 strikeouts in four starts in the month of September, and struck out seven hitters in each of his final three starts of the season...Pitched 7.0 innings and surrendered one run on four hits, four walks, and seven strikeouts in last start of the year on September 26 vs. Texas...Three of last four outings in 2023 were quality starts.
- ◆ Held opponents to a .221 (77/348) average against offspeed pitches, including a .191 (17/89) clip on curveballs.

2022

- ◆ Made Opening Day roster for first time in career and totaled 25 big league starts across two Major League stints with **Angels**...Entered year rated by *Baseball America* as top prospect in Angels organization, top left-handed pitching prospect in all of baseball and #27 overall prospect in the game.
- ◆ Pitched 12th no-hitter in Angels history (10th individual no-hitter) May 10 vs. Tampa Bay...Allowed just two baserunners (one walk & one reached on error)...Second Angels rookie to throw a no-hitter, joining Bo Belinsky (May 5, 1962 vs. Baltimore)...At 22 years, 306 days, Detmers was the youngest MLB pitcher to throw a no-hitter since Anibal Sanchez (22 years, 191 days) did so with Marlins, Sept. 6, 2006...10th MLB pitcher all-time to throw a no-hitter within his first 11 career games...Only MLB pitcher with an individual no-hitter during 2022 season.
- ◆ Earned A.L. Pitcher of the Week honors for May 9-15.
- ◆ In 2nd inning, July 31 vs. Texas, pitched third immaculate inning in Angels history after striking out Ezequiel Duran, Kole Calhoun and Charlie Culberson on nine pitches...Joined Nolan Ryan (July 9, 1972 vs. Boston) and Garrett Richards (June 4, 2014 at Houston) as only Halos pitchers to accomplish the feat...Also set a career high in that game with 12 strikeouts.
- ◆ Among A.L. rookies (min. 100 IP), ranked second in opponent batting average, third in ERA, strikeouts and WHIP (1.21) and tied for third in wins.
- ◆ Did not allow a home run in 17 of 25 starts...Held opponents homerless through final 39.0 innings of season and yielded just two HR in final 71.0 innings pitched.
- ◆ Made five starts in day games, going 3-1 with a 2.30 ERA (27.1 IP - 7 ER) and 28 strikeouts.
- ◆ Optioned to Triple-A **Salt Lake** June 22 and made one start for Bees, before returning to Angels July 8 for remainder of season...Tallied 14 strikeouts in start for Bees, which matched Salt Lake franchise record; also Jered Weaver (2006) and Tyler Skaggs (2016).
- ◆ Following return from Triple-A, pitched to a 3.04 ERA (71 IP - 24 ER) and 78 strikeouts in 13 starts.

IMMACULATE

Immaculate innings in Angels history

| Player | Date | Opponent |
|------------------|---------------|----------|
| Nolan Ryan | July 9, 1972 | vs. BOS |
| Garrett Richards | June 4, 2014 | at HOU |
| Reid Detmers | July 31, 2022 | vs. TEX |

2021

- ◆ Began season with Double-A **Rocket City** and was ranked by *Baseball America* as Angels #4 prospect (#2 pitching prospect).
- ◆ Was Opening Day starter in Trash Pandas inaugural game, May 5 at Chattanooga.
- ◆ Set minor league career high with 16 strikeouts June 26 at Chattanooga across 6.0 innings pitched...The 16 strikeouts were the highest single game total for any Angels minor leaguer since at least 2006 and were the most for any Double-A pitcher since Jesse Biddle had 16 SO on April 22, 2013 for Reading (PHI).
- ◆ Totaled 12 games for Rocket City before moving to Triple-A July 22...At time of his promotion, his 97 strikeouts led Double-A South and were the most among all Angels farmhands.
- ◆ Had one start for **Salt Lake** and tossed 6.0 scoreless innings vs. Las Vegas before Major League call-up.
- ◆ Made Major League debut with **Angels** with start on Aug. 1 vs. Oakland.
- ◆ Earned first career Major League win Aug. 15 vs. Houston after tossing 6.0 innings and allowing one earned run on three hits with two walks and six strikeouts; marked first career quality start.
- ◆ Missed 25 games on injured list from Aug. 25 - Sept. 23...Was optioned to Salt Lake following return from IL and made one start for Bees before returning to Majors to start Angels final game of regular season.



NOTABLE MINOR LEAGUE AWARDS AND HONORS

- ◆ **2024** Pacific Coast League Pitcher of the Week (Aug. 12-18)
- ◆ **2021** Futures Game Selection...MiLB.com Organization All-Star

CAREER TRANSACTIONS

- ◆ June 14, 2017...Selected by **Braves** in 32nd round of First-Year Player Draft (did not sign).
- ◆ June 10, 2020...Selected by **Angels** in first round (10th overall) of First-Year Player Draft (signed June 28, 2020).

PERSONAL/MISC

- ◆ Reid Kristien Detmers...On Twitter: @RDetmers.
- ◆ After signing with Angels, June 28, 2020, was part of Player Pool and spent 2020 season at Alternate Training Site in Long Beach...Did not appear in a game for Angels.
- ◆ Played three collegiate seasons at University of Louisville, where he majored in sport administration...Selected as All-American in 2019 and 2020...In 2019 was named ACC Pitcher of the Year, All-ACC First Team and was a semifinalist for Golden Spikes Award and Dick Howser Award...Set Louisville's single-season strikeout record in 2019 with 167 and tied program record for wins (13).
- ◆ Graduated from Glenwood HS (Chatham, IL), where he played final prep season and finished senior season with a 9-2 record, 1.87 ERA and 153 strikeouts...Named to All-State First Team.
- ◆ Played first three high school seasons at Nokomis HS (Nokomis, IL)...Received All-Conference honors all four years of high school.
- ◆ Grew up as a St. Louis Cardinals fan...Favorite football team is Chicago Bears...Favorite movies are The Sandlot and Major League.
- ◆ Father, Kris Detmers, played six seasons in minors as a left-handed pitcher after being drafted in the 22nd round of 1993 draft by St. Louis...Grandfather played college football.
- ◆ Signed by Angels scout John Burden.

MAJOR LEAGUE HITTING TOTALS

| | AVG | AB | R | H | 2B | 3B | HR | RBI | SH | SF | HBP | BB | IBB | SO | SB | CS | GDP | SLG | OBP |
|--------|------|----|---|---|----|----|----|-----|----|----|-----|----|-----|----|----|----|-----|------|------|
| CAREER | .000 | 1 | 0 | 0 | 0 | 0 | 0 | 0 | 0 | 0 | 0 | 1 | 0 | 1 | 0 | 0 | 0 | .000 | .500 |

CAREER FIELDING

| POS | PCT | G | PO | A | E | TC | DP | PK |
|-----|------|----|----|----|---|----|----|----|
| P | .941 | 75 | 6 | 26 | 2 | 34 | 0 | 6 |

DETMERS' CAREER HIGHS

| SEASON | | GAME | |
|------------|-------------------------|------|-------------------------------------|
| Wins | 7 — 2022 | SO | 12 — 4 times; last, 9/27/24 vs. TEX |
| Losses | 10 — 2023 | IP | 9.0 — 5/10/22 vs. TB |
| ERA | 3.77 — 2022 | R | 7 — 7 times; last, 9/21/24 @ HOU |
| IP | 148.2 — 2023 | ER | 7 — 6 times; last, 9/21/24 @ HOU |
| SO | 168 — 2023 | BB | 4 — 5 times; last, 6/1/24 @ SEA |
| Win Streak | 4 — 9/26/2023–4/12/2024 | H | 10 — Twice; last, 5/26/23 vs. MIA |





RHP

ÁNGEL FELIPE



53

BATS
RIGHTTHROWS
RIGHTHEIGHT
6-6WEIGHT
260

BORN: AUG. 30, 1997

BIRTHPLACE: VILLA MELLA, DR

MLB SERVICE: 87 DAYS

ACQUIRED: SIGNED AS MINOR LEAGUE FREE AGENT, MAR. 22, 2024

SIGNED THRU: 2025; UNDER CLUB CONTROL; 2/3 OPTIONS USED

OPENING DAY AGE: 27

RESIDES: BANÍ, DR

NON-ROSTER INVITEE

FELIPE'S LIFETIME PITCHING RECORD

| Year | Club | W-L | ERA | G | GS | CG | GF | SHO | SV | IP | H | R | ER | HR | HB | BB | IBB | SO | WP | BK | BAA |
|---------------------------------------|-------------------|-------|-------|-----|----|----|----|-----|----|-------|-----|-----|-----|----|----|-----|-----|-----|----|----|------|
| 2015— | DSL Rays | 1-2 | 8.68 | 7 | 0 | 0 | 0 | 0 | 0 | 9.1 | 4 | 10 | 9 | 0 | 1 | 13 | 0 | 6 | 12 | 2 | .129 |
| 2016— | DSL Rays 1 | 1-3 | 4.15 | 13 | 6 | 0 | 2 | 0 | 1 | 26.0 | 23 | 19 | 12 | 0 | 3 | 21 | 0 | 18 | 14 | 0 | .258 |
| 2017— | GCL Rays | 0-2 | 14.25 | 10 | 0 | 0 | 3 | 0 | 1 | 12.0 | 19 | 19 | 19 | 1 | 2 | 18 | 0 | 14 | 6 | 1 | .358 |
| 2018— | GCL Rays | 1-1 | 6.17 | 12 | 0 | 0 | 2 | 0 | 0 | 23.1 | 30 | 17 | 16 | 0 | 2 | 15 | 0 | 26 | 9 | 0 | .309 |
| 2019— | Princeton | 3-4 | 4.45 | 15 | 0 | 0 | 3 | 0 | 0 | 30.1 | 23 | 23 | 15 | 0 | 4 | 24 | 1 | 36 | 8 | 0 | .198 |
| 2020— | | | | | | | | | | | | | | | | | | | | | |
| DID NOT PLAY - No Minor League Season | | | | | | | | | | | | | | | | | | | | | |
| 2021— | Charleston | 2-0 | 1.42 | 21 | 0 | 0 | 13 | 0 | 7 | 38.0 | 31 | 8 | 6 | 1 | 4 | 17 | 1 | 45 | 7 | 0 | .223 |
| | Bowling Green 1-0 | | 4.38 | 15 | 0 | 0 | 7 | 0 | 1 | 24.2 | 20 | 17 | 12 | 3 | 2 | 16 | 1 | 33 | 7 | 2 | .217 |
| 2022— | San Antonio | 3-5 | 3.18 | 32 | 0 | 0 | 26 | 0 | 11 | 39.2 | 36 | 19 | 14 | 1 | 4 | 25 | 0 | 49 | 4 | 1 | .240 |
| | El Paso | 2-1 | 4.43 | 19 | 0 | 0 | 3 | 0 | 3 | 22.1 | 13 | 11 | 11 | 0 | 4 | 11 | 0 | 35 | 3 | 0 | .167 |
| 2023— | El Paso | 0-2 | 6.20 | 25 | 0 | 0 | 12 | 0 | 1 | 24.2 | 26 | 17 | 17 | 2 | 2 | 18 | 0 | 39 | 7 | 0 | .257 |
| | Las Vegas | 2-0 | 1.80 | 5 | 0 | 0 | 2 | 0 | 0 | 5.0 | 2 | 1 | 1 | 0 | 0 | 1 | 0 | 7 | 0 | 0 | .125 |
| | OAKLAND | 1-1 | 4.20 | 14 | 0 | 0 | 5 | 0 | 0 | 15.0 | 6 | 7 | 7 | 0 | 1 | 13 | 0 | 19 | 1 | 0 | .120 |
| 2024— | | | | | | | | | | | | | | | | | | | | | |
| INJURED - DID NOT PLAY | | | | | | | | | | | | | | | | | | | | | |
| MAJOR TOTALS | | 1-1 | 4.20 | 14 | 0 | 0 | 5 | 0 | 0 | 15.0 | 6 | 7 | 7 | 0 | 1 | 13 | 0 | 19 | 1 | 0 | .120 |
| MINOR TOTALS | | 16-20 | 4.65 | 174 | 6 | 0 | 73 | 0 | 25 | 255.1 | 227 | 161 | 132 | 8 | 28 | 179 | 3 | 308 | 77 | 6 | .236 |

2024 SEASON

- ◆ Underwent Tommy John surgery on Mar. 15, performed by Dr. Keith Meister...Missed the entire season recovering from surgery.
- ◆ Designated for assignment by Oakland Athletics on Mar. 16.
- ◆ Signed with Angels as minor league free agent on Mar. 22, 2024.

MAJOR LEAGUE SUMMARY

2023

- ◆ Spent the first half of the season with Triple-A El Paso in the Padres organization before being claimed off waivers by the A's on June 21...Pitched in five games at Triple-A Las Vegas and was a combined 2-2 with a save and a 5.46 in 30 minor league relief appearances.
- ◆ Recalled by Athletics on July 7...Made Major League debut on July 7 against Boston.
- ◆ Went 1-1 with a 4.20 ERA and .453 opponents OPS in 14 relief appearances as a rookie.
- ◆ Did not surrender a home run and had a .140 opponents slugging percentage.
- ◆ Struck out 19 across 15.0 frames for an average of 11.40 strikeouts per nine innings.
- ◆ Left-handed hitters went 1-for-21 (.048) with four walks and a .248 OPS against.

CAREER TRANSACTIONS

- ◆ June 15, 2015...Signed by Rays as international free agent.
- ◆ Jan. 1, 2022...Signed by Padres as minor league free agent.
- ◆ June 21, 2023...Claimed off waivers by Athletics.
- ◆ Mar. 22, 2024...Signed by Angels as minor league free agent.

PERSONAL/MISC

- ◆ Ángel Alberto Felipe.
- ◆ Originally signed by Rays scouts Miguel Richardson & Daniel Santana.

RHP

JOSÉ FERMIN



68

BATS
RIGHTTHROWS
RIGHTHEIGHT
6-3WEIGHT
245

BORN: NOV. 28, 2001

OPENING DAY AGE: 23

BIRTHPLACE: PAYITA, DR

RESIDES: PAYITA, DR

ACQUIRED: SIGNED AS INTERNATIONAL FREE AGENT, OCT. 20, 2023

SIGNED THRU: 2025; UNDER CLUB CONTROL; 0/3 OPTIONS USED

NON-ROSTER INVITEE

FERMIN'S LIFETIME PITCHING RECORD

| Year | Club | W-L | ERA | G | GS | CG | GF | SHO | SV | IP | H | R | ER | HR | HB | BB | IBB | SO | WP | BK | BAA |
|--------------|---------------|-----|------|----|----|----|----|-----|----|------|----|----|----|----|----|----|-----|----|----|----|------|
| 2024— | Inland Empire | 1-3 | 2.70 | 18 | 0 | 0 | 12 | 0 | 4 | 30.0 | 16 | 11 | 9 | 2 | 1 | 16 | 2 | 33 | 4 | 3 | .154 |
| | Tri-City | 5-2 | 3.74 | 19 | 0 | 0 | 8 | 0 | 3 | 33.2 | 27 | 17 | 14 | 2 | 1 | 13 | 0 | 56 | 2 | 3 | .220 |
| | Rocket City | 0-1 | 0.00 | 2 | 0 | 0 | 1 | 0 | 0 | 2.0 | 1 | 1 | 0 | 0 | 0 | 1 | 0 | 2 | 0 | 0 | .143 |
| MINOR TOTALS | | 6-6 | 3.15 | 39 | 0 | 0 | 21 | 0 | 7 | 65.2 | 44 | 29 | 23 | 4 | 2 | 30 | 2 | 91 | 6 | 6 | .188 |

2024 SEASON

- ◆ Began first professional season with Low-A **Inland Empire** and went 1-3 with a 2.70 ERA (30.0 IP - 9 ER) with 33 strikeouts in 18 games in relief...Recorded first professional save in second career outing on April 10 at Fresno.
- ◆ Promoted to High-A **Tri-City** on June 20...Went 5-2 with a 3.74 ERA (33.2 IP - 14 ER) and 56 strikeouts in 19 appearances...Recorded at least four outs in 14 of 19 relief outings with Dust Devils.
- ◆ Assigned to Double-A **Rocket City** on Sept. 8 and made two appearances without allowing an earned run to finish the season.
- ◆ Did not allow an earned run in 29 of 39 appearances across all levels in 2024...Recorded seven saves and finished 21 games on the season.

CAREER TRANSACTIONS

- ◆ Oct. 20, 2023...Signed by **Angels** as international free agent.

PERSONAL/MISC

- ◆ Jose Miguel Fermin.
- ◆ Originally signed by Angels scout Jonathan Genao.

STADIUM POLICIES

Inside Angel Stadium:

- Guests are prohibited from bringing any alcoholic beverages into the ballpark.
- Guests are prohibited from carrying cans, bottles, thermoses, ice chests, glass containers, or any other container or object that is deemed to be unsafe, hazardous, or posing a threat of injury to guests, participants, officials, or individuals employed at the ballpark.
- Guests are prohibited from bringing bulk quantities of food into the ballpark, as determined by Angel staff in its sole discretion.
- Guests are prohibited from preparing food or beverages of any kind where such preparation necessitates the use of an object or practice deemed to be unsafe, hazardous, or posing a threat of injury to guests, participants, officials, or individuals employed at the ballpark.

Outside Angel Stadium:

- Guests are prohibited from selling food or beverages of any kind.
- Guests are prohibited from preparing food or beverages of any kind where such preparation necessitates the use of an object or practice deemed to be unsafe, hazardous, or posing a threat of injury to guests, participants, officials, or individuals employed at the ballpark.
- On-site catering is prohibited.
- Consumption of alcohol is strictly prohibited.



CATCHER

JUAN FLORES



99

BATS
RIGHTTHROWS
RIGHTHEIGHT
5-10WEIGHT
170

BORN: FEB. 13, 2006

BIRTHPLACE: QUIBOR, VENEZUELA

ACQUIRED: SIGNED AS INTERNATIONAL FREE AGENT, JAN. 15, 2023

SIGNED THRU: 2025; UNDER CLUB CONTROL; 0/3 OPTIONS USED

OPENING DAY AGE: 19

RESIDES: LARA, VENEZUELA

FLORES

NON-ROSTER INVITEE

FLORES' LIFETIME PLAYING RECORD

| Year | Club | AVG | G | AB | R | H | 2B | 3B | HR | RBI | SH | SF | HBP | BB | IBB | SO | SB | CS | GDP | SLG | OBP | E |
|--------------|---------------|------|-----|-----|----|-----|----|----|----|-----|----|----|-----|----|-----|-----|----|----|-----|------|------|----|
| 2023— | DSL Angels | .236 | 46 | 165 | 32 | 39 | 7 | 0 | 6 | 26 | 1 | 1 | 15 | 15 | 0 | 25 | 6 | 1 | 2 | .388 | .352 | 9 |
| 2024— | Inland Empire | .280 | 48 | 186 | 32 | 52 | 16 | 1 | 3 | 25 | 2 | 1 | 7 | 12 | 1 | 40 | 3 | 1 | 6 | .425 | .345 | 6 |
| | Tri-City | .229 | 53 | 188 | 17 | 43 | 11 | 0 | 2 | 27 | 3 | 4 | 3 | 12 | 0 | 58 | 1 | 2 | 3 | .319 | .280 | 7 |
| MINOR TOTALS | | .249 | 147 | 539 | 81 | 134 | 34 | 1 | 11 | 78 | 6 | 6 | 25 | 39 | 1 | 123 | 10 | 4 | 11 | .377 | .325 | 22 |

2024 SEASON

- ◆ Started season with Low-A **Inland Empire**, and batted .280 (52/186) with a .770 OPS in 48 games.
- ◆ Promoted to High-A **Tri-City** on June 20...Appeared in 53 games and hit .229 (43/188) with 17 runs scored, 13 extra-base hits, and 27 RBI.
- ◆ Hit first professional grand slam on April 9 against Fresno.
- ◆ Set new career high with five RBI on Sept. 3...Also tied career high with four hits (two doubles) in the game.
- ◆ Batted .304 (28/92) with a .813 OPS against LHP in 2024.
- ◆ Caught 727.2 innings behind the plate between Inland Empire and Tri-City, a career-high.

CAREER HIGHLIGHTS

- ◆ Made professional debut June 5, 2023 with DSL Angels at DSL Cardinals.
- ◆ Ranked the #9 prospect (#5 position player) in the Angels system by *Baseball America* prior to the 2025 season.

CAREER TRANSACTIONS

- ◆ Jan. 15, 2023...Signed by **Angels** as international free agent.

PERSONAL/MISC

- ◆ Juan Daniel Flores.
- ◆ Originally signed by Angels scout Vicente Lupo.



INFILDER

COLE FONTENELLE



76

BATS
SWITCHTHROWS
RIGHTHEIGHT
6-2WEIGHT
205

BORN: MAR. 10, 2002

OPENING DAY AGE: 23

BIRTHPLACE: KIRKLAND, WA

RESIDES: SAMMAMISH, WA

ACQUIRED: SEVENTH ROUND OF 2023 FIRST-YEAR PLAYER DRAFT

SIGNED THRU: 2025; UNDER CLUB CONTROL; 0/3 OPTIONS USED

NON-ROSTER INVITEE

FONTENELLE'S LIFETIME PLAYING RECORD

| Year | Club | AVG | G | AB | R | H | 2B | 3B | HR | RBI | SH | SF | HBP | BB | IBB | SO | SB | CS | GDP | SLG | OBP | E |
|--------------|---------------|------|----|-----|----|----|----|----|----|-----|----|----|-----|----|-----|----|----|----|-----|------|------|---|
| 2023— | ACL Angels | .200 | 3 | 10 | 2 | 2 | 0 | 0 | 0 | 2 | 0 | 0 | 1 | 1 | 0 | 2 | 0 | 0 | 1 | .200 | .333 | 0 |
| | Inland Empire | .266 | 38 | 143 | 22 | 38 | 6 | 2 | 4 | 26 | 0 | 3 | 3 | 13 | 0 | 38 | 7 | 3 | 2 | .420 | .333 | 7 |
| 2024— | Rocket City | .278 | 22 | 72 | 16 | 20 | 4 | 0 | 2 | 9 | 0 | 1 | 5 | 11 | 0 | 23 | 12 | 1 | 1 | .417 | .404 | 2 |
| MINOR TOTALS | | .267 | 63 | 225 | 40 | 60 | 10 | 2 | 6 | 37 | 0 | 4 | 9 | 25 | 0 | 63 | 19 | 4 | 4 | .409 | .357 | 9 |

2024 SEASON

- ◆ Spent season with Double-A **Rocket City**, and batted .278 (20/72) with six extra-base hits in 22 games.
- ◆ Had eight multi-hit games in 2024, including a streak of four straight games from Apr. 27 - May 1.
- ◆ On April 14, collected season-high three hits including first home run at the Double-A level.
- ◆ Placed on 60-day injured list on May 8 and missed remainder of the season.
- ◆ Played for Mesa Solar Sox in Arizona Fall League and batted .169 (11/65) with a triple and a home run.

CAREER HIGHLIGHTS

- ◆ Made professional debut July 21, 2023 with ACL Angels vs. ACL Diamondbacks Black.

CAREER TRANSACTIONS

- ◆ July 10, 2023...Selected by **Angels** in seventh round of First-Year Player Draft.

PERSONAL/MISC

- ◆ Cole Dennis Mitsugu Fontenelle...Twitter: @ColeFontenelle
- ◆ Participated in 2024 and 2025 Spring Breakout Games...Was selected to the MLB Pipeline All-Spring Breakout Second Team in 2025 after going 2-for-4 with a home run and two RBI in the game vs. Cubs prospects at Sloan Park.
- ◆ Attended Texas Christian University in 2023...Batted .352 (82/233) with a 1.112 OPS, 66 runs, 58 RBI, 21 doubles, two triples, and 14 home runs in 65 games in his junior season; Finished campaign reaching base safely in last 25 consecutive games...2023 NCAA Fayetteville All-Regional Team; 2023 2nd-Team All-Big 12...Attended McLennan Community College in 2022, batting .381 (74/194) with a 1.284 OPS, 79 runs, 64 RBI, 23 doubles, three triples, and 15 home runs in 62 games as a sophomore...2022 JuCo 3rd-Team All-American...Played in 24 games for University of Washington in 2021 as a freshman.
- ◆ Graduated Skyline HS (WA) and was on the varsity baseball and basketball teams; Averaged 12.3 points, 5.3 rebounds, 2.6 assists, and 1.2 steals per game as a small forward in his senior season...Batted .320 (24/75) with 23 runs, 22 RBI, eight doubles, two triples, and two home runs in his Junior season; Posted a 2-0 record and 1.56 ERA (18 IP - 4 ER) with 23 strikeouts and two saves in seven appearances (three starts) on the mound as a Junior...Was ranked the #2 prep player in Washington by both Prep Baseball Report and Baseball Northwest...Named to PBR Baseball Washington Dream Team.
- ◆ Favorite baseball player is Ichiro, for his work ethic, ability and their shared Japanese descent.
- ◆ Hobbies are fishing and basketball.
- ◆ Favorite movies are Forrest Gump and Happy Gilmore.
- ◆ Signed by Angels scout KJ Hendricks.

FONTENELLE



LHP

VICTOR GONZÁLEZ



47

BATS
LEFTTHROWS
LEFTHEIGHT
5-11WEIGHT
215

BORN: NOV. 16, 1995

BIRTHPLACE: TUXPAN, MEXICO

MLB SERVICE: 3 YEARS, 149 DAYS

ACQUIRED: SIGNED AS MINOR LEAGUE FREE AGENT, JAN. 14, 2025

SIGNED THRU: 2025; SIGNED ONE-YEAR CONTRACT, JAN. 14, 2025

OPENING DAY AGE: 29

RESIDES: TUXPAN, MEXICO

NON-ROSTER INVITEE

GONZALEZ'S LIFETIME PITCHING RECORD

| Year | Club | W-L | ERA | G | GS | CG | GF | SHO | SV | IP | H | R | ER | HR | HB | BB | IBB | SO | WP | BK | BAA |
|--------------|-------------------|-------|-------|-----|----|----|----|-----|----|------------------------|-----|-----|-----|----|----|-----|-----|-----|----|----|------|
| 2013— | AZL Dodgers | 3-2 | 3.79 | 11 | 10 | 0 | 0 | 0 | 0 | 38.0 | 31 | 24 | 16 | 1 | 2 | 12 | 0 | 45 | 3 | 0 | .223 |
| 2014— | Ogden | 4-5 | 6.09 | 12 | 12 | 0 | 0 | 0 | 0 | 54.2 | 79 | 45 | 37 | 7 | 1 | 22 | 0 | 41 | 5 | 1 | .343 |
| 2015— | Great Lakes | 1-6 | 5.49 | 16 | 11 | 0 | 0 | 0 | 0 | 57.1 | 75 | 41 | 35 | 4 | 4 | 16 | 0 | 45 | 6 | 3 | .316 |
| | Ogden | 0-1 | 6.43 | 2 | 2 | 0 | 0 | 0 | 0 | 7.0 | 10 | 5 | 5 | 1 | 0 | 2 | 0 | 5 | 3 | 0 | .333 |
| | AZL Dodgers | 0-0 | 0.00 | 1 | 1 | 0 | 0 | 0 | 0 | 2.0 | 1 | 0 | 0 | 0 | 0 | 1 | 0 | 6 | 0 | 0 | .143 |
| 2016— | Great Lakes | 3-6 | 3.61 | 22 | 19 | 0 | 0 | 0 | 0 | 94.2 | 79 | 49 | 38 | 7 | 7 | 44 | 0 | 104 | 5 | 2 | .224 |
| 2017— | | | | | | | | | | INJURED - DID NOT PLAY | | | | | | | | | | | |
| 2018— | Great Lakes | 0-3 | 5.61 | 6 | 6 | 0 | 0 | 0 | 0 | 25.2 | 33 | 17 | 16 | 3 | 0 | 5 | 0 | 18 | 3 | 0 | .314 |
| | Ogden | 1-2 | 13.50 | 4 | 2 | 0 | 0 | 0 | 0 | 8.0 | 18 | 14 | 12 | 1 | 0 | 4 | 0 | 7 | 1 | 0 | .429 |
| 2019— | R. Cucamonga | 2-1 | 1.65 | 8 | 5 | 0 | 0 | 0 | 0 | 27.1 | 17 | 7 | 5 | 0 | 0 | 14 | 0 | 36 | 2 | 0 | .173 |
| | Tulsa | 3-1 | 2.23 | 15 | 8 | 2 | 0 | 0 | 2 | 48.1 | 48 | 15 | 12 | 4 | 2 | 14 | 0 | 44 | 1 | 0 | .259 |
| | Oklahoma City | 0-0 | 3.86 | 15 | 0 | 0 | 6 | 0 | 0 | 14.0 | 16 | 7 | 6 | 3 | 0 | 4 | 0 | 13 | 1 | 0 | .286 |
| 2020— | LOS ANGELES (NL) | 3-0 | 1.33 | 15 | 1 | 0 | 1 | 0 | 0 | 20.1 | 13 | 3 | 3 | 0 | 3 | 2 | 0 | 23 | 2 | 0 | .176 |
| 2021— | LOS ANGELES (NL) | 3-1 | 3.57 | 44 | 1 | 0 | 5 | 0 | 1 | 35.1 | 32 | 14 | 14 | 3 | 3 | 19 | 2 | 33 | 1 | 0 | .244 |
| | R. Cucamonga (1) | 0-1 | 20.25 | 2 | 1 | 0 | 0 | 0 | 0 | 1.1 | 2 | 3 | 3 | 1 | 0 | 1 | 0 | 3 | 0 | 0 | .333 |
| | Oklahoma City | 2-0 | 3.72 | 12 | 0 | 0 | 0 | 0 | 0 | 9.2 | 10 | 4 | 4 | 1 | 2 | 2 | 0 | 15 | 4 | 0 | .256 |
| 2022— | ACL Dodgers (1) | 0-0 | 0.00 | 1 | 0 | 0 | 0 | 0 | 0 | 1.0 | 1 | 0 | 0 | 0 | 0 | 0 | 0 | 2 | 0 | 0 | .250 |
| | Oklahoma City (1) | 1-0 | 3.09 | 12 | 0 | 0 | 1 | 0 | 0 | 11.2 | 10 | 4 | 4 | 1 | 0 | 5 | 0 | 10 | 1 | 0 | .222 |
| 2023— | Oklahoma City | 2-1 | 5.40 | 20 | 0 | 0 | 1 | 0 | 1 | 20.0 | 16 | 14 | 12 | 0 | 1 | 16 | 0 | 22 | 1 | 0 | .216 |
| | LOS ANGELES (NL) | 3-3 | 4.01 | 34 | 1 | 0 | 7 | 0 | 0 | 33.2 | 27 | 15 | 15 | 2 | 3 | 10 | 1 | 30 | 1 | 0 | .223 |
| 2024— | NEW YORK (AL) | 2-1 | 3.86 | 27 | 0 | 0 | 8 | 0 | 2 | 23.1 | 13 | 12 | 10 | 3 | 3 | 13 | 0 | 11 | 0 | 0 | .160 |
| | Scranton/WB | 4-0 | 4.50 | 21 | 0 | 0 | 4 | 0 | 2 | 22.0 | 29 | 13 | 11 | 1 | 1 | 9 | 0 | 21 | 2 | 0 | .315 |
| MAJOR TOTALS | | 11-5 | 3.36 | 120 | 3 | 0 | 21 | 0 | 3 | 112.2 | 85 | 44 | 42 | 8 | 12 | 44 | 3 | 97 | 4 | 0 | .209 |
| N.L. TOTALS | | 9-4 | 3.22 | 93 | 3 | 0 | 13 | 0 | 1 | 89.1 | 72 | 32 | 32 | 5 | 9 | 31 | 3 | 86 | 4 | 0 | .221 |
| A.L. TOTALS | | 2-1 | 3.86 | 27 | 0 | 0 | 8 | 0 | 2 | 23.1 | 13 | 12 | 10 | 3 | 3 | 13 | 0 | 11 | 0 | 0 | .160 |
| MINOR TOTALS | | 26-29 | 4.39 | 180 | 77 | 0 | 14 | 0 | 5 | 442.2 | 475 | 262 | 216 | 35 | 20 | 171 | 0 | 437 | 38 | 6 | .273 |

(1) rehab assignment

Disabling Injuries: 2022 — Left elbow inflammation; disabled Apr. 4 - end of season

2021 — Right knee inflammation; disabled Aug. 6 (retro to Aug. 4) - Aug. 19

Left plantar faciitis; disabled July 6 - July 19

Disabled Apr. 27 - Apr. 28

2024 SEASON

- ◆ Made second career Opening Day roster and first with **Yankees**...Went 2-1 with two saves and a 3.86 ERA (23.1 IP - 10 ER) in 27 appearances out of the bullpen.
- ◆ Recorded his first save of the season (second of his career) on Apr. 1 at Arizona.
- ◆ Made 100th career appearance on Apr. 16 at Toronto...Earned his win of the season on Apr. 17 at Toronto.
- ◆ Designated for assignment on June 21...Outrighted to Triple-A **Scranton/Wilkes-Barre** on June 26 and finished the season with the RailRiders...Went 4-0 with a 4.50 ERA (22.0 IP - 11 ER) and 21 strikeouts in 21 games.



MAJOR LEAGUE SUMMARY

2023

- ◆ Started season with Triple-A **Oklahoma City**...Went 2-1 with a 5.40 ERA (20.0 IP - 12 ER) and 22 strikeouts in 20 minor league appearances.
- ◆ Recalled by **Dodgers** on Apr. 22 and did not allow a run in his first 10 appearances from Apr. 25 to May 17 (11.1 IP); Extended career-long scoreless streak (13.2 IP) dating back to Aug. 19, 2021.
- ◆ Went 1-0 with a 0.90 ERA (10.0IP, 1ER) in his final nine games with the Dodgers from Aug. 13 to Oct. 1.
- ◆ Was acquired by the **Yankees** from the Dodgers with INF Jorbit Vivas in exchange for INF Trey Sweeney on Dec. 11.

2022

- ◆ Spent entire season on injured list after sustaining elbow inflammation in Spring Training with **Dodgers**...Placed on 10-day injured list on Apr. 4...Transferred to 60-day injured list on May 15.
- ◆ Underwent arthroscopic surgery on his left elbow on May 11, performed by Dr. Neal ElAttrache.
- ◆ Combined to make 13 rehab appearances with the **ACL Dodgers** and Triple-A **Oklahoma City**, and went 1-0 with a 2.84 ERA (12.2 IP - 4 ER).

2021

- ◆ Made first career Opening Day roster with **Dodgers** and went 3-1 with one save and a 3.57 ERA (35.1 IP - 14 ER) in 44 games (one start).
- ◆ Did not allow a run in 34 of 44 appearances...Did not allow a run in 15 of his first 17 games (Apr. 2 - May 14), and posted a 1.38 ERA (13.0 IP - 2 ER) over that span.
- ◆ Earned first career save on Apr. 17 at San Diego.
- ◆ Placed on injured list on Apr. 27 and reinstated on Apr. 28.
- ◆ Placed on the 10-day injured list on July 6 with left plantar fasciitis and missed nine games; Made one rehab appearance with Single-A **Rancho Cucamonga** on July 16 and was reinstated from the injured list on July 19.
- ◆ Landed on the 10-day injured list for the third time on Aug. 6 (retroactive to Aug. 4) with right knee inflammation; and missed 13 games...Made one rehab outing with Single-A **Rancho Cucamonga** on Aug. 17; reinstated on Aug. 19.
- ◆ Optioned to Triple-A **Oklahoma City** on Aug. 25 and went 2-0 with a 3.72 ERA (9.2 IP - 4 ER) in 12 games to end the year.

2020

- ◆ Made Major League debut with **Dodgers** on July 31 at Arizona...Struck out Stephen Vogt swinging for first MLB strikeout.
- ◆ Went 3-0 with a 1.33 ERA (20.1 IP - 3 ER) with 23 strikeouts in 15 games (one start) across two MLB stints.
- ◆ Did not allow a run in 12 of 15 appearances...Recorded at least four outs in seven of 15 appearances.
- ◆ Ranked fourth among National League relievers in ERA and WHIP (0.72), and seventh in opponent SLG (.200).
- ◆ Allowed only two extra-base hits (both doubles) in 20.1 regular season innings and did not yield a home run in either the regular season or postseason (27.0 combined innings).
- ◆ Earned first Major League win on Aug. 23 vs. Colorado.
- ◆ Allowed just one run over his final 10 appearances Sept. 2-27, and went 1-0 with a 0.79 ERA (11.1 IP - 1 ER) and 15 strikeouts over that span.

POSTSEASON SUMMARY

- ◆ Has appeared in one postseason in his career (2020, Dodgers)...In eight career Postseason games, is 1-0 with a 2.70 ERA (6.2 IP - 2 ER) and five strikeouts...Won 2020 World Series as a member of the Los Angeles Dodgers.
- ◆ Made Postseason debut in **2020** with **Dodgers** in Game 1 of the NLDS against San Diego and posted a scoreless outing in relief (1.0 IP, 1 H)...Made three appearances in the NLCS against Atlanta and allowed just one run across 2.0 combined innings...Pitched in four World Series games against Tampa Bay, and secured the win in the Dodgers championship-clinching Game 6 (W, 1.1 IP, 3 SO); Posted a 2.45 ERA (3.2 IP - 1 ER) with three strikeouts in the Fall Classic...Held opponents scoreless in six of eight postseason outings in 2020.

DIVISION SERIES TOTALS

| Year | Club, Opp. | W-L | ERA | G | GS | CG | SHO | SV | IP | H | R | ER | BB | SO |
|------|------------|-----|------|---|----|----|-----|----|-----|---|---|----|----|----|
| 2020 | LAD, SD | 0-0 | 0.00 | 1 | 0 | 0 | 0 | 0 | 1.0 | 1 | 0 | 0 | 0 | 0 |

LEAGUE CHAMPIONSHIP SERIES TOTALS

| Year | Club, Opp. | W-L | ERA | G | GS | CG | SHO | SV | IP | H | R | ER | BB | SO |
|------|------------|-----|------|---|----|----|-----|----|-----|---|---|----|----|----|
| 2020 | LAD, ATL | 0-0 | 4.50 | 3 | 0 | 0 | 0 | 0 | 2.0 | 2 | 1 | 1 | 2 | 2 |

WORLD SERIES TOTALS

| Year | Club, Opp. | W-L | ERA | G | GS | CG | SHO | SV | IP | H | R | ER | BB | SO |
|------|------------|-----|------|---|----|----|-----|----|-----|---|---|----|----|----|
| 2020 | LAD, TB | 1-0 | 2.45 | 4 | 0 | 0 | 0 | 0 | 3.2 | 2 | 1 | 1 | 2 | 3 |



LHP

VICTOR GONZÁLEZ

CAREER TRANSACTIONS

- ◆ July 2, 2012...Signed by **Dodgers** as international free agent.
- ◆ Dec. 11, 2023...Traded by **Dodgers** with INF Jorbit Vivas to **Yankees** for INF Trey Sweeney.
- ◆ Jan. 14, 2025...Signed by **Angels** as minor league free agent.

PERSONAL/MISC

- ◆ Victor Aaron González.
- ◆ Resides in Tuxpan, Mexico.
- ◆ His uncles, Fernando González, Rodolfo González, Joel Navarro González and Vinicio González, played professional baseball in Mexico...Has participated in the Mexican Pacific Winter League in the 2016-17, 2018-19, and 2024-25 seasons.
- ◆ Originally signed by Dodgers scout Mike Brito.

CAREER FIELDING

| POS | PCT | G | PO | A | E | TC | DP | PK |
|-----|-------|-----|----|----|---|----|----|----|
| P | 1.000 | 120 | 7 | 15 | 0 | 22 | 1 | 1 |

GONZALEZ'S CAREER HIGHS

| SEASON | | GAME | |
|--------|-----------------------|--------|-----------------------------------|
| Wins | 3 — 2023, 2021 & 2020 | SO | 3 — 5 times; last, 6/18/23 vs. SF |
| Losses | 3 — 2023 | IP | 2.1 — 8/27/20 (Game 2) at SF |
| ERA | 1.33 — 2020 | R & ER | 3 — 5 times; last, 7/2/23 at KC |
| IP | 35.1 — 2021 | BB | 2 — Twice; last, 8/23/23 at CLE |
| SO | 33 — 2021 | H | 4 — Twice; last, 7/2/23 at KC |



RHP

AUSTIN GORDON



84

BATS
RIGHTTHROWS
RIGHTHEIGHT
6-4WEIGHT
200

BORN: JUNE 14, 2003

BIRTHPLACE: MYRTLE BEACH, SC

ACQUIRED: FOURTH ROUND OF 2024 FIRST-YEAR PLAYER DRAFT

SIGNED THRU: 2025; UNDER CLUB CONTROL; 0/3 OPTIONS USED

OPENING DAY AGE: 21

RESIDES: MYRTLE BEACH, SC

NON-ROSTER INVITEE

GORDON'S LIFETIME PITCHING RECORD

| Year | Club | W-L | ERA | G | GS | CG | GF | SHO | SV | IP | H | R | ER | HR | HB | BB | IBB | SO | WP | BK | BAA |
|------|------|-----|-----|---|----|----|----|-----|----|----|---|---|----|----|----|----|-----|----|----|----|-----|
|------|------|-----|-----|---|----|----|----|-----|----|----|---|---|----|----|----|----|-----|----|----|----|-----|

Will make professional debut in 2025

2024 SEASON

- ◆ Finished third season at Clemson University...Went 2-2 in 22 games (five starts) with a 4.35 ERA (39.1 IP – 19 ER) and 11 saves, which ranked second in the SEC (tied for sixth in the nation) and tied for third in school history.
- ◆ In 24.2 innings pitched over 17 relief appearances, he had a 2.19 ERA, .131 opponent batting average and 35 strikeouts against nine walks...Allowed just two of nine inherited baserunners to score.
- ◆ Finished the season with four saves, a 1.59 ERA, an .081 opponent batting average and 17 strikeouts in his last seven outings...Posted a 2.16 ERA (8.1 IP - 2 ER) over four relief appearances in NCAA Tournament games with two saves, two hits allowed, and 14 strikeouts.
- ◆ Won the Stowe Award, given to Clemson's most valuable pitcher.
- ◆ Named an All-ACC academic selection and ACC Academic Honor Roll member.

CAREER TRANSACTIONS

- ◆ July 15, 2024...Selected by **Angels** in fourth round of First-Year Player Draft.

PERSONAL/MISC

- ◆ Austin Michael Gordon.
- ◆ Went 5-6 with a 4.64 ERA (151.1 IP - 78 ER) and 160 strikeouts in 55 games (21 starts) across three collegiate seasons for Clemson from 2021-2024...Majored in sports communication.
- ◆ Attended Myrtle Beach HS (Myrtle Beach, SC).
- ◆ Loves to play golf and hunt...Hobbies also include watersports and skeet shooting.
- ◆ Originally signed by Angels scout Chris McAlpin.



GORDON



INFIELDER

DENZER GUZMAN



92

BATS
RIGHTTHROWS
RIGHTHEIGHT
6-1WEIGHT
180

BORN: FEB. 8, 2004

OPENING DAY AGE: 21

BIRTHPLACE: SAN PEDRO DE MACORÍS, DR RESIDES: SAN PEDRO DE MACORÍS, DR

ACQUIRED: SIGNED AS INTERNATIONAL FREE AGENT, JAN. 15, 2021

SIGNED THRU: 2025; UNDER CLUB CONTROL; 0/3 OPTIONS USED

NON-ROSTER INVITEE

GUZMAN'S LIFETIME PLAYING RECORD

| Year | Club | AVG | G | AB | R | H | 2B | 3B | HR | RBI | SH | SF | HBP | BB | IBB | SO | SB | CS | GDP | SLG | OBP | E |
|--------------|---------------|------|-----|------|-----|-----|----|----|----|-----|----|----|-----|-----|-----|-----|----|----|-----|------|------|----|
| 2021— | DSL Angels | .213 | 44 | 141 | 21 | 30 | 10 | 1 | 3 | 27 | 0 | 2 | 1 | 20 | 0 | 24 | 11 | 7 | 3 | .362 | .311 | 12 |
| 2022— | ACL Angels | .286 | 52 | 192 | 38 | 55 | 11 | 3 | 3 | 33 | 0 | 2 | 2 | 15 | 0 | 44 | 3 | 1 | 2 | .422 | .341 | 11 |
| | Inland Empire | .176 | 5 | 17 | 2 | 3 | 0 | 0 | 0 | 2 | 0 | 0 | 0 | 6 | 1 | 10 | 1 | 0 | 0 | .176 | .391 | 2 |
| 2023— | Inland Empire | .239 | 111 | 426 | 62 | 102 | 21 | 7 | 7 | 52 | 0 | 2 | 2 | 42 | 0 | 131 | 8 | 4 | 9 | .371 | .309 | 25 |
| 2024— | Tri-City | .291 | 19 | 79 | 12 | 23 | 3 | 1 | 0 | 5 | 1 | 0 | 0 | 4 | 0 | 28 | 3 | 1 | 1 | .354 | .325 | 2 |
| | Rocket City | .206 | 83 | 296 | 26 | 61 | 9 | 1 | 6 | 30 | 4 | 2 | 3 | 36 | 0 | 90 | 7 | 6 | 5 | .304 | .297 | 9 |
| MINOR TOTALS | | .238 | 314 | 1151 | 161 | 274 | 54 | 13 | 19 | 149 | 5 | 8 | 8 | 123 | 1 | 327 | 33 | 19 | 20 | .357 | .314 | 61 |

2024 SEASON

- ◆ Began fourth professional season with High-A **Tri-City** and batted .291 (23/79) with a .679 OPS in 19 games.
- ◆ Promoted to Double-A **Rocket City** on May 7 and batted .206 (61/296) with 26 runs scored, nine doubles, one triple, six home runs, 30 RBI, and seven stolen bases in 83 games.
- ◆ Recorded three hit streaks of seven-or-more games (9 G, Apr. 21 - May 9; 8 G, June 2-13; 7 G, Aug. 25 - Sept. 3).
- ◆ Recorded eight three-hit games; Had 18 multi-hit games on the season.
- ◆ Hit a walk-off grand slam on May 25 to lift Rocket City over Montgomery; Second professional grand slam of career (previous: Sept. 16, 2021 with DSL Angels).

CAREER HIGHLIGHTS

- ◆ Made professional debut July 12, 2021 for DSL Angels.
- ◆ Ranked the #8 prospect (#4 position player) in the Angels system by *Baseball America* prior to the 2025 season.

CAREER TRANSACTIONS

- ◆ Jan. 15, 2021...Signed by **Angels** as international free agent.

PERSONAL/MISC

- ◆ Denzer Guzman Daniel
- ◆ Signed by Angels scout Domingo Garcia.



KYLE HENDRICKS



28

BATS
RIGHTTHROWS
RIGHTHEIGHT
6-3WEIGHT
190

BORN: DEC. 7, 1989

OPENING DAY AGE: 35

BIRTHPLACE: SAN JUAN CAPISTRANO, CA

RESIDES: PARADISE VALLEY, AZ

MLB SERVICE: 10 YEARS, 81 DAYS

ACQUIRED: SIGNED AS FREE AGENT; NOV. 7, 2024

SIGNED THRU: 2025; SIGNED ONE-YEAR CONTRACT, NOV. 7, 2022

HENDRICKS' LIFETIME PITCHING RECORD

| Year | Club | W-L | ERA | G | GS | CG | GF | SHO | SV | IP | H | R | ER | HR | HB | BB | IBB | SO | WP | BK | BAA |
|--------------|----------------|-------|-------|-----|-----|----|----|-----|----|--------|------|-----|-----|-----|----|-----|-----|------|----|----|------|
| 2011 | Spokane | 2-2 | 1.93 | 20 | 0 | 0 | 8 | 0 | 3 | 32.2 | 20 | 7 | 7 | 0 | 0 | 4 | 0 | 36 | 2 | 0 | .169 |
| | Frisco | 0-0 | 3.00 | 1 | 1 | 0 | 0 | 0 | 0 | 3.0 | 4 | 1 | 1 | 0 | 0 | 2 | 0 | 2 | 0 | 0 | .308 |
| 2012 | Myrtle Beach | 5-8 | 2.82 | 20 | 20 | 2 | 0 | 0 | 0 | 130.2 | 123 | 49 | 41 | 8 | 6 | 15 | 0 | 112 | 4 | 1 | .253 |
| | Daytona | 1-0 | 4.24 | 5 | 4 | 0 | 0 | 0 | 0 | 17.0 | 17 | 8 | 8 | 3 | 1 | 3 | 0 | 11 | 0 | 0 | .254 |
| 2013 | Tennessee | 10-3 | 1.85★ | 21 | 21 | 1 | 0 | 1 | 0 | 126.1 | 107 | 34 | 26 | 3 | 5 | 26 | 0 | 101 | 1 | 0 | .227 |
| | Iowa | 3-1 | 2.48 | 6 | 6 | 0 | 0 | 0 | 0 | 40.0 | 35 | 12 | 11 | 2 | 1 | 8 | 0 | 27 | 1 | 0 | .235 |
| 2014 | Iowa | 10-5 | 3.59 | 17 | 17 | 0 | 0 | 0 | 0 | 102.2 | 98 | 46 | 41 | 5 | 2 | 23 | 4 | 97 | 1 | 0 | .256 |
| | CHICAGO (N.L.) | 7-2 | 2.46 | 13 | 13 | 0 | 0 | 0 | 0 | 80.1 | 72 | 24 | 22 | 4 | 4 | 15 | 2 | 47 | 0 | 0 | .242 |
| 2015 | CHICAGO (N.L.) | 8-7 | 3.95 | 32 | 32 | 1 | 0 | 1 | 0 | 180.0 | 166 | 82 | 79 | 17 | 8 | 43 | 1 | 167 | 3 | 1 | .244 |
| 2016 | CHICAGO (N.L.) | 16-8 | 2.13★ | 31 | 30 | 2 | 0 | 1 | 0 | 190.0 | 142 | 53 | 45 | 15 | 8 | 44 | 3 | 170 | 5 | 0 | .207 |
| 2017 | CHICAGO (N.L.) | 7-5 | 3.03 | 24 | 24 | 0 | 0 | 0 | 0 | 139.2 | 126 | 49 | 47 | 17 | 2 | 40 | 1 | 123 | 0 | 0 | .242 |
| | Tennessee (1) | 0-0 | 1.08 | 2 | 2 | 0 | 0 | 0 | 0 | 8.1 | 2 | 1 | 1 | 0 | 0 | 1 | 0 | 5 | 0 | 0 | .077 |
| 2018 | CHICAGO (N.L.) | 14-11 | 3.44 | 33 | 33 | 0 | 0 | 0 | 0 | 199.0 | 184 | 82 | 76 | 22 | 9 | 44 | 4 | 161 | 0 | 0 | .247 |
| 2019 | CHICAGO (N.L.) | 11-10 | 3.46 | 30 | 30 | 1 | 0 | 1 | 0 | 177.0 | 168 | 78 | 68 | 19 | 9 | 32 | 1 | 150 | 1 | 0 | .249 |
| 2020 | CHICAGO (N.L.) | 6-5 | 2.88 | 12 | 12 | 1 | 0 | 1 | 0 | 81.1 | 73 | 26 | 26 | 10 | 1 | 8 | 1 | 64 | 1 | 0 | .240 |
| 2021 | CHICAGO (N.L.) | 14-7 | 4.77 | 32 | 32 | 1 | 0 | 0 | 0 | 181.0 | 200★ | 101 | 96 | 31 | 13 | 44 | 3 | 131 | 2 | 0 | .278 |
| 2022 | CHICAGO (N.L.) | 4-6 | 4.80 | 16 | 16 | 0 | 0 | 0 | 0 | 84.1 | 85 | 45 | 45 | 15 | 3 | 24 | 0 | 66 | 0 | 0 | .260 |
| 2023 | Iowa (1) | 2-1 | 5.75 | 5 | 5 | 0 | 0 | 0 | 0 | 20.1 | 21 | 13 | 13 | 2 | 1 | 6 | 0 | 20 | 0 | 0 | .273 |
| | CHICAGO (N.L.) | 6-8 | 3.74 | 24 | 24 | 0 | 0 | 0 | 0 | 137.0 | 138 | 68 | 57 | 13 | 4 | 27 | 0 | 93 | 0 | 0 | .255 |
| 2024 | CHICAGO (N.L.) | 4-12 | 5.92 | 29 | 24 | 0 | 4 | 0 | 0 | 130.2 | 147 | 88 | 86 | 21 | 3 | 43 | 0 | 87 | 0 | 0 | .286 |
| | Tennessee (1) | 1-0 | 3.60 | 1 | 1 | 0 | 0 | 0 | 0 | 5.0 | 6 | 2 | 2 | 0 | 0 | 0 | 0 | 7 | 0 | 0 | .286 |
| | Iowa (1) | 0-0 | 2.08 | 1 | 1 | 0 | 0 | 0 | 0 | 4.1 | 5 | 1 | 1 | 0 | 0 | 3 | 0 | 6 | 0 | 0 | .294 |
| MAJOR TOTALS | | 97-81 | 3.68 | 276 | 270 | 6 | 4 | 4 | 0 | 1580.1 | 1501 | 696 | 647 | 184 | 64 | 364 | 16 | 1259 | 12 | 1 | .250 |
| MINOR TOTALS | | 34-20 | 2.79 | 99 | 78 | 3 | 8 | 1 | 3 | 490.1 | 438 | 174 | 152 | 23 | 16 | 91 | 4 | 424 | 9 | 1 | .239 |

★ led or tied for league lead

(1) rehab assignment

Disabling Injuries: 2024 — Low back strain; disabled April 23 - May 12
 2023 — Right shoulder strain; disabled March 30 (retro to March 27) - May 25
 2022 — Right shoulder strain; disabled July 6 - end of season
 2019 — Right shoulder inflammation; disabled June 15 - July 2
 2017 — Right hand tendinitis; disabled June 8 (retro to June 5) - July 24

2024 SEASON

- ◆ Completed 11th season with **Cubs**, going 4-12 with a 5.92 ERA (130.2 IP - 86 ER) in 29 games (24 starts).
- ◆ On April 16 at Arizona, made 250th career start, becoming 13th player in Cubs history to make at least 250 starts with the Club.
- ◆ Was on IL from April 22-May 12 with a low back strain...Made two rehab starts between Double-A **Tennessee** and Triple-A **Iowa**.
- ◆ Made second career relief appearance, May 23 vs. Atlanta, and first since July 7, 2016 vs. Atlanta...Totaled five relief outings on the season and tossed 8.2 scoreless innings across last three relief appearances (June 2 - 14).
- ◆ Reached 1,500 career innings pitched on June 19 vs. San Francisco.
- ◆ On July 26 vs. Kansas City, surpassed Bill Hutchison (1,225) for seventh-most strikeouts in Cubs history.
- ◆ Made 270th career start, Sept. 28 vs. Cincinnati, tying Hippo Vaughn for ninth-most in Cubs history...The start was the second of career with at least 7.1 scoreless innings and two-or-fewer hits allowed (also, 6/10/23 at SF).
- ◆ Allowed four-or-fewer runs in nine of last 10 starts...Posted a 2.89 ERA (28 IP - 9 ER) across five September starts.



RHP

KYLE HENDRICKS

CAREER HIGHLIGHTS

- ◆ Enters 12th Major League season in 2025 and first with Angels after spending his first 11 seasons with Cubs.
- ◆ Member of Cubs 2016 World Series Championship team...Was Chicago's starting pitcher in Game 7 of the World Series at Cleveland (ND; 4.2 IP, 4 H, 2 R, 1 ER, 1 BB, 2 SO).
- ◆ Reached 10 years of Major League service on June 26, 2024.
- ◆ Ranks seventh in Cubs history with 1,259 career strikeouts and his 270 starts are tied for ninth...His 11 career Postseason starts are the most in Cubs history...Seven career Postseason starts at Wrigley Field are the most in the ballpark's history.
- ◆ Has four seasons of 20+ starts and a sub-3.50 ERA...Joins Carlos Zambrano as the only Cubs to do so since 2000.
- ◆ Finished third in the N.L. Cy Young voting in 2016 after leading Majors with a 2.13 ERA (190 IP - 45 ER) and setting career bests in victories (16) and strikeouts (170).
- ◆ Is one of six Cubs to record at least five 30-start campaigns, joining Rick Reuschel, Greg Maddux, Carlos Zambrano, Fergie Jenkins and Jon Lester.
- ◆ Allowed four-or-fewer runs in 48-straight starts from Aug. 21, 2015 - May 24, 2017...Second-longest streak in Majors since 1913, trailing only Baltimore's Tom Phoebus (49 games, June 15, 1967 - Aug. 16, 1968).
- ◆ Made Major League debut with Cubs in a July 10, 2014 start at Cincinnati (ND; 6.0 IP, 5 H, 4 ER, 3 BB, 7 SO).

MAJOR LEAGUE SUMMARY

2023

- ◆ In 10th season with **Cubs**, went 6-8 with a 3.74 ERA (137 IP - 57 ER) in 24 starts...Had his lowest ERA with 20+ starts in a season since 2019 (3.46 ERA).
- ◆ Held opponents to a .180 average (51/283) with 70 strikeouts against his changeup.
- ◆ Posted a 3.29 ERA (65.2 IP - 24 ER) on the road, compared to a 4.16 ERA (71.1 IP - 33 ER) at Wrigley Field.
- ◆ Earned first win of season, June 10 at San Francisco, pitching a season-high 8.0 scoreless innings...Took a no-hit bid through 7.2 IP during the game.
- ◆ Walked one batter across five starts from June 29 - July 19 (29.1 IP), his fewest in a five-game span in his career.
- ◆ Started July 9 at New York (A.L.) and July 14 vs. Boston, becoming first Cubs pitcher since Carlos Zambrano (July 8 and 13, 2007) to start back-to-back team games.
- ◆ From June 29-Sept. 21, walked two-or-fewer batters in 17-straight games.
- ◆ Began season on 15-day IL, rehabbing from a capsular tear in his right shoulder suffered in July 2022...Made five rehab starts with Triple-A **Iowa**.

2022

- ◆ Limited to 16 starts for **Cubs** due to a right shoulder strain...Was diagnosed with a capsular tear in right shoulder and was on injured list from July 6 through the end of the season.
- ◆ In 16 starts, totaled 24 walks and 66 strikeouts...Averaged 7.01 strikeouts per 9.0 innings and posted a 1.29 WHIP...Walked two-or-fewer batters in each of final 14 outings.
- ◆ Tossed 7.0+ shutout innings three times: April 23 vs. PIT (7.0 IP), June 24 at STL (7.1 IP) and May 9 at SD (8.2 IP).
- ◆ On April 7 vs. Milwaukee, made third straight Opening Day start...Became first Cubs pitcher with three-straight Opening Day starts since Jon Lester (2017-19) and first right-hander to do so since Carlos Zambrano (2005-10).
- ◆ Recorded 17 strikeouts across first three starts of the season, his most in a three-start span to begin a season in his career (had 15 SO in 2016 and 2020).
- ◆ Made final start of season July 5 at Milwaukee, allowing two runs in 3.0 innings before being removed due to right shoulder soreness.

2021

- ◆ Led **Cubs** with 14 victories, going 14-7 with a 4.77 ERA (181 IP - 96 ER) and one complete game in 32 starts...Had 19 quality starts, which tied for ninth-most in Majors...The 14 wins ranked tied for fifth-most in N.L.
- ◆ Went 16-straight starts without a loss from May 16-Aug. 6, the second-longest streak in franchise history (Jake Arrieta, 24 starts from July 30, 2015 - May 31, 2016)...Was 11-0 with a 2.79 ERA (100 IP - 31 ER) during the stretch and the career-high 11-game winning streak tied for the longest in the Majors on the season.
- ◆ Earned the win in a career-high eight-straight starts from May 16 - June 22...Longest streak by a Cub since Jake Arrieta won nine-straight starts from Sept. 22, 2015 - May 3, 2016.
- ◆ Completed at least 6.0 innings in 13-straight starts from May 16 - July 21, which tied for second-longest stretch in Majors on the season.
- ◆ Had streak of 41 consecutive starts allowing fewer than three walks snapped on Opening Day vs. Pittsburgh.
- ◆ Tossed sixth-career complete game (7.0 innings in Game 1 of a doubleheader) on May 4 vs. Dodgers.



2020

- ◆ Went 6-5 with a 2.88 ERA (81.1 IP - 26 ER) in 12 starts for **Cubs**...Ranked second in National League in innings pitched (81.1), tied for second with nine quality starts and was seventh in ERA and Notched nine quality starts, tied for second-most in the N.L....Also led league with an 8.00 strikeout per walk ratio (66 SO - 8 BB) and averaged 0.89 walks per 9.0 innings.
- ◆ Pitched a complete game shutout in first career Opening Day start on July 24 vs. Brewers...First Cubs pitcher to toss a complete game and shutout on Opening Day since Bill Bonham on April 9, 1974 vs. Phillies.
- ◆ Was only pitcher in Majors with at least three starts of 8.0 innings pitched.
- ◆ Struck out 10 batters in 8.0 scoreless innings, Sept. 18 vs. Minnesota...Earned the win in Cubs 1-0 victory.
- ◆ Went 4-2 with a 1.85 ERA (43.2 IP - 9 ER) in six home starts.

2019

- ◆ Ranked first among **Cubs** starting pitchers with a 3.46 ERA (177 IP - 68 ER) in 30 starts...Allowed 32 walks in 177.0 IP, leading Cubs starters with a 1.63 BB/9.0 IP mark, the lowest by a qualified Cubs pitcher since Greg Maddux in 2005 (1.44).
- ◆ Posted a 2.04 ERA (92.2 IP - 21 ER) at home, which ranked second in Majors...Did not allow an earned run in 30.0 consecutive innings at home from April 13-May 24.
- ◆ Walked two-or-fewer batters in his final 29 starts, which was longest single-season streak by a Cubs starting pitcher since Bill Hands did so in all 34 of his starts in 1968.
- ◆ Became first Cub in 42 years to record consecutive starts of at least 8.0 innings with no earned runs and no walks, when he did so May 3 vs. St. Louis and May 8 vs. Miami...Previous Cub to accomplish the feat was Ray Burris (Sept. 15-19, 1976).
- ◆ Tossed 81 pitches in a complete game shutout vs. St. Louis, May 3...Fewest pitches by a Cub in a shutout since Jon Lieber needed 78 pitches, May 24, 2001 vs. Reds...Fewest pitches by any pitcher in a nine-inning shutout since Boston's Aaron Cook, June 29, 2012 at Seattle (81 pitches).
- ◆ Went 3-for-4 with two RBI, May 14 at Cincinnati, while allowing just three hits in 8.0 innings...First Cub with 3+ hits in a game, while allowing three-or-fewer hits since Carlos Zambrano, Sept. 10, 2010 vs. Milwaukee.
- ◆ From May 3-14, went three-straight starts with 8.0+ innings and one-or-fewer runs and walks allowed...First Cub to do so since Mike Krukow (Sept. 19-27, 1981).
- ◆ Was on injured list from June 15 - July 2 with right shoulder inflammation.

2018

- ◆ Led **Cubs** with a career-high 33 starts, going 14-11 with a 3.44 ERA (199 IP - 76 ER)...Averaged 1.99 walks per 9.0 innings (199 IP - 44 BB), the fifth-best rate in N.L....His 199.0 innings set a career high (previous: 190 IP in 2016)...Recorded four pickoffs, which tied for third-most among right-handed N.L. hurlers.
- ◆ Went 9-3 with a 2.65 ERA (102 IP - 30 ER) in his final 16 starts, dating to July 9...In final eight starts (Aug. 21 - Sept. 28), went 5-3 with a 1.66 ERA (54.1 IP - 10 ER).
- ◆ Walked two-or-fewer in each of final 18 starts of season...Longest single-season stretch by a Cubs starting pitcher since Greg Maddux went 20-straight outings with two-or-fewer walks from April 18 - Aug. 1, 2004.
- ◆ Posted a 2.77 ERA (166 IP - 51 ER) in the second inning and later...Had a 6.82 ERA (33 IP - 25 ER) in the first inning.
- ◆ Pitched at least 7.0 innings in a team-high 11 starts, including a season-high 8.2 innings Sept. 17 at Arizona.
- ◆ Did not issue a walk in three-straight starts (July 29- Aug. 10) for first time in career...First Cub to do so since Jon Lester in 2016.

2017

- ◆ Was 7-5 with a 3.03 ERA (139.2 IP - 47 ER) in 24 starts for **Cubs** in 2017...Held opponents to a .154 (14/91) average with runners in scoring position.
- ◆ Posted a 2.62 ERA (123.2 IP - 36 ER) in final 21 starts, the fourth-best mark in the N.L. (min. 10 GS).
- ◆ Had gone 4-3 with a 4.09 ERA (28 ER/61.2 IP) in 11 starts before being placed on IL June 8 (retro to June 5)...Allowed one run in two starts (8.1 IP) in a rehab stint with Double-A **Tennessee**.
- ◆ Went 3-2 with a 2.19 ERA (78 IP - 19 ER) in 13 starts beginning July 24 following an IL stint for right hand tendinitis...The 2.19 ERA starting July 24 was the best in the N.L. during that span.
- ◆ Recorded eight-straight quality starts from Aug. 15 - Sept. 23, the longest stretch by a Cubs pitcher for the season...Streak was snapped in final start, Sept. 28 at STL when he was removed after 5.0 scoreless innings.
- ◆ Earned win Aug. 26 at PHI, allowing two runs in 7.0 IP in Cubs 17-2 victory and also recorded two hits and two RBI in the seventh inning...First Cubs pitcher with two hits in an inning since Carlos Zambrano, July 20, 2003 at FLA.
- ◆ Allowed one-or-fewer earned runs in eight of final 13 starts.



KYLE HENDRICKS

2016

- ◆ In third season with **Cubs**, led Majors with a 2.13 ERA (190 IP - 45 ER) and finished third in N.L. Cy Young voting... First Cubs pitcher to lead MLB in ERA since Bill Lee's 2.66 ERA (291 IP - 86 ER) in 1938.
- ◆ Finished year with 16-8 record with two complete games (May 28 vs. PHI and Aug. 1 vs. MIA) and one shutout (Aug. 1 at MIA)...Set career marks for wins and strikeouts (170).
- ◆ Ranked among MLB leaders in ERA (1st, 2.13), opponent OPS (1st, .581), WHIP (2nd, 0.98), opponent OBP (2nd, .262), opponent SLG (2nd, .319), hits/9 IP (3rd, 6.73) and opponent average (5th, .207).
- ◆ Went 9-2 with a 1.32 ERA (95.1 IP - 14 ER) in 15 games (14 starts) at Wrigley Field...Lowest home ERA for any pitcher in baseball... The 1.32 ERA at Wrigley Field was second-best single-season mark in franchise history (min. 10 GS), behind a 1.11 ERA (202.2 IP - 25 ER) by Grover Cleveland "Pete" Alexander in 1920...Pitched 28.1 consecutive scoreless innings at Wrigley Field across five outings from July 7 - Aug. 13...Second-longest stretch by a Cubs pitcher in last 30 years (Jake Arrieta, 52.2 IP, 2015-16).
- ◆ From May 5 - Aug. 30, had nine straight home winning decisions...First Cub with a nine-game winning streak at Wrigley Field since Ryan Dempster in 2008.
- ◆ Averaged 2.1 walks per 9.0 IP (170 IP - 44 BB) 8.1 strikeouts per 9.0 innings (190 IP - 170 SO).
- ◆ Named N.L. Pitcher of the Month for August...Went 4-0 with a N.L. best 1.28 ERA (42.1 IP - 6 ER) in six starts, while limiting opponents to a .179 average (26/145) and a .221 on-base percentage.

2015

- ◆ In first full Major League campaign with **Cubs**, was 8-7 with a 3.95 ERA (180 IP - 79 ER) in 32 starts.
- ◆ Recorded a 22.1 inning scoreless streak June 24 - July 10...Longest scoreless innings streak by a Cubs pitcher since Ryan Dempster's 33.0 inning streak in 2012.
- ◆ Had 17 no-decisions, the most in baseball and most in a season in Cubs history, surpassing Dennis Lamp's 16 no-decisions in 1980.
- ◆ Walked one-or-fewer batters in eight straight starts from June 7 - July 17...Longest stretch by a Cub since Jon Lieber in 2002 (12 starts).
- ◆ Pitched first career complete game shutout, May 21 at San Diego (W; 9.0 IP, 5 H, 0 R, 0 BB, 7 SO).

2014

- ◆ Began season with Triple-A **Iowa** and was named a Mid-Season Pacific Coast League All-Star... Overall, went 10-5 with a 3.59 ERA (102.2 IP - 41 ER) in 17 starts with Iowa.
- ◆ Made Major League debut with **Cubs** on July 10 at Cincinnati (ND; 6.0 IP, 5 H, 4 ER, 3 BB, 7 SO).
- ◆ Earned first Major League win in second start on July 22 vs. San Diego (W; 7.0 IP, 5 H, 0 R, 3 BB, 5 SO).
- ◆ Earned N.L. Rookie of the Month honors in August, going 4-0 with a 1.69 ERA (37.1 IP - 7 ER) in six starts.
- ◆ Recorded eight quality starts, including six-straight from July 22 - Aug. 18...First Cubs rookie with at least six straight quality starts since Kerry Wood had two streaks of seven-straight in 1998.
- ◆ Was 5-0 with a 1.88 ERA (43 IP - 9 ER) in seven starts from Aug. 1 - Sept. 3...The five-game winning streak was a team season high.
- ◆ His 2.18 ERA (18 ER/74.1 IP) following the All-Star break ranked third-lowest among N.L. rookies.
- ◆ His seven victories on the season marked the most by a Cubs rookie since Randy Wells had 12 in 2009.

POSTSEASON SUMMARY

- ◆ Has appeared in five different Postseasons, including the Cubs 2016 World Series title...In 12 career Postseason games (11 starts), is 2-4 with a 3.12 ERA (57.2 IP - 20 ER) and 51 strikeouts.
- ◆ His 11 career Postseason starts are the most in Cubs history...Seven career Postseason starts at Wrigley Field are the most in the ballpark's history.
- ◆ Made Postseason debut in **2015** with **Cubs** in Game 2 of NLDS at St. Louis (ND; 4.2 IP, 4 H, 3 ER, 0 BB, 7 SO) and delivered a run-scoring sacrifice bunt in 2nd inning...Started Game 3 of NLCS vs. Mets (ND; 4.0 IP, 5 H, 2 ER, 1 BB, 4 SO).
- ◆ In **2016** with **Cubs**, went 1-1 with a 1.42 ERA (25.1 IP - 4 ER) in five starts...The 1.42 ERA was the lowest among any pitcher who started more than one game in the playoffs and the lowest since Madison Bumgarner's 1.03 mark in 2014...Cubs starting pitcher in clinching games of NLCS and World Series...Had a 17.0 inning scoreless streak spanning parts of four starts...Earned win in NLCS Game 6 vs. Dodgers (W; 7.1 IP, 2 H, 0 R, 0 BB, 6 SO) and took no-decision in World Series Game 7 at Cleveland (ND; 4.2 IP, 4 H, 2 R, 1 ER, 1 BB, 2 SO)...Picked off three baserunners, joining Fernando Valenzuela (1981) and Andy Pettitte (2000) as only starters to do so in one Postseason...Collected a two-RBI single in NLDS Game 2 vs. Giants, becoming first pitcher with 2+ RBI in a playoff game since Philadelphia's Brett Myers in Game 2 of the 2008 NLCS.
- ◆ In **2017** with **Cubs**, made three starts, going 1-1 with a 3.94 ERA (16 IP - 7 ER)...Tossed 7.0 scoreless innings in NLDS Game 1 at Washington, but allowed four runs in each of next two starts.
- ◆ Took the loss in **2018** Wild Card Game for **Cubs** vs. Colorado...Entered game in top of 12th inning and allowed game-winning RBI single to Tony Wolters in 13th inning.
- ◆ Started Game 1 of **2020** Wild Card Series for **Cubs** vs. Miami (L; 6.1 IP, 5 H, 3 ER, 3 BB, 3 SO).

WILD CARD TOTALS

| Year | Club, Opp. | W-L | ERA | G | GS | CG | SHO | SV | IP | H | R | ER | BB | SO |
|--------|------------|-----|------|---|----|---------------|-----|----|-----|---|---|----|----|----|
| 2015 | CHC, PIT | | | | | Did not pitch | | | | | | | | |
| 2018 | CHC, COL | 0-1 | 6.75 | 1 | 0 | 0 | 0 | 0 | 1.1 | 3 | 1 | 1 | 0 | 0 |
| 2020 | CHC, MIA | 0-1 | 4.26 | 1 | 1 | 0 | 0 | 0 | 6.1 | 5 | 3 | 3 | 3 | 3 |
| Totals | | 0-2 | 4.70 | 2 | 1 | 0 | 0 | 0 | 7.2 | 8 | 4 | 4 | 3 | 3 |

KYLE HENDRICKS



DIVISION SERIES TOTALS

| Year | Club, Opp. | W-L | ERA | G | GS | CG | SHO | SV | IP | H | R | ER | BB | SO |
|---------------|------------|------------|-------------|----------|----------|----------|----------|----------|-------------|-----------|----------|----------|----------|-----------|
| 2015— | CHC, STL | 0-0 | 5.79 | 1 | 1 | 0 | 0 | 0 | 4.2 | 4 | 3 | 3 | 0 | 7 |
| 2016— | CHC, SF | 0-0 | 4.91 | 1 | 1 | 0 | 0 | 0 | 3.2 | 4 | 2 | 2 | 0 | 0 |
| 2017— | CHC, WSH | 1-0 | 3.27 | 2 | 2 | 0 | 0 | 0 | 11.0 | 11 | 4 | 4 | 4 | 13 |
| Totals | | 1-0 | 4.19 | 4 | 4 | 0 | 0 | 0 | 19.1 | 19 | 9 | 9 | 4 | 20 |

LEAGUE CHAMPIONSHIP SERIES TOTALS

| Year | Club, Opp. | W-L | ERA | G | GS | CG | SHO | SV | IP | H | R | ER | BB | SO |
|---------------|------------|------------|-------------|----------|----------|----------|----------|----------|-------------|-----------|----------|----------|----------|-----------|
| 2015— | CHC, NYM | 0-0 | 4.50 | 1 | 1 | 0 | 0 | 0 | 4.0 | 5 | 2 | 2 | 1 | 4 |
| 2016— | CHC, LAD | 1-1 | 0.71 | 2 | 2 | 0 | 0 | 0 | 12.2 | 5 | 1 | 1 | 4 | 11 |
| 2017— | CHC, LAD | 0-1 | 5.40 | 1 | 1 | 0 | 0 | 0 | 5.0 | 6 | 4 | 3 | 1 | 5 |
| Totals | | 1-2 | 2.49 | 4 | 4 | 0 | 0 | 0 | 21.2 | 16 | 7 | 6 | 6 | 20 |

WORLD SERIES TOTALS

| Year | Club, Opp. | W-L | ERA | G | GS | CG | SHO | SV | IP | H | R | ER | BB | SO |
|-------|------------|-----|------|---|----|----|-----|----|-----|----|---|----|----|----|
| 2016— | CHC, CLE | 0-0 | 1.00 | 2 | 2 | 0 | 0 | 0 | 9.0 | 10 | 2 | 1 | 3 | 8 |

NOTABLE MINOR LEAGUE AWARDS AND HONORS

- ◆ **2014** *Baseball America* Triple-A All-Star...Pacific Coast League Mid-Season All-Star...Pacific Coast League Pitcher of the Week (May 19).
- ◆ **2013** Cubs Minor League Pitcher of the Year...Southern League Mid-Season & Post-Season All-Star...MiLB Organization All-Star...Cubs Minor League Pitcher of the Month (May)...Southern League Pitcher of the Week (June 10).
- ◆ **2012** Carolina League Mid-Season All-Star.

CAREER TRANSACTIONS

- ◆ June 5, 2008...Selected by **Angels** in 39th round of First-Year Player Draft (did not sign).
- ◆ June 7, 2011...Selected by **Rangers** in eighth round of First-Year Player Draft (signed June 10, 2011).
- ◆ July 31, 2012...Traded by **Rangers** with INF Christian Villanueva to **Cubs** for RHP Ryan Dempster.
- ◆ Nov. 7, 2024...Signed by **Angels** to one-year contract.

PERSONAL/MISC

- ◆ Kyle Christian Hendricks.
- ◆ Kyle married his wife, Emma, in 2017 and the couple welcomed their first son, Luca, in November 2023.
- ◆ At age 12, received private pitching lessons from former Angels pitcher Clyde Wright.
- ◆ Nicknamed "The Professor" by former Cubs teammates and fans.
- ◆ Attended Dartmouth College (earned Economics degree in fall of 2013)...Earned first team All-Ivy League honors, tying for the Ivy League lead in victories (5), ranking second in strikeouts (70) and posting the third-lowest ERA (2.47) as a junior in 2011...All-Ivy Honorable Mention during sophomore campaign in 2010, finishing second in the conference with 54 strikeouts.
- ◆ Graduated from Capistrano Valley HS (Mission Viejo, CA) in 2008.
- ◆ Originally signed by Rangers scout Jay Heafner.

MAJOR LEAGUE HITTING TOTALS

| | AVG | AB | R | H | 2B | 3B | HR | RBI | SH | SF | HBP | BB | IBB | SO | SB | CS | GDP | SLG | OBP |
|--------|------|-----|----|----|----|----|----|-----|----|----|-----|----|-----|-----|----|----|-----|------|------|
| CAREER | .103 | 358 | 12 | 37 | 5 | 0 | 0 | 16 | 33 | 0 | 2 | 11 | 0 | 178 | 0 | 0 | 3 | .117 | .135 |

CAREER FIELDING

| POS | PCT | G | PO | A | E | TC | DP | PK |
|-----|------|-----|-----|-----|---|-----|----|----|
| P | .978 | 276 | 122 | 237 | 8 | 367 | 14 | 25 |

HENDRICKS' CAREER HIGHS

SEASON

| | |
|------------|-------------------|
| Wins | 16 — 2016 |
| Losses | 12 — 2024 |
| ERA | 2.13 — 2016 |
| IP | 199.0 — 2024 |
| SO | 170 — 2016 |
| Win Streak | 11 — 5/16-7/31/21 |

GAME

| | |
|--------|--------------------------------------|
| SO | 12 — Twice; last, 8/13/16 vs. STL |
| IP | 9.0 — 5 times; last, 7/24/20 vs. MIL |
| R & ER | 9 — 8/12/21 vs. MIL |
| BB | 4 — 9 times; last, 9/9/24 at LAD |
| H | 12 — 8/10/19 at CIN |



RHP

DAKOTA HUDSON



43

BATS
RIGHTTHROWS
RIGHTHEIGHT
6-5WEIGHT
215

BORN: SEPT. 15, 1994

BIRTHPLACE: DUNLAP, TN

MLB SERVICE: 5 YEARS, 141 DAYS

ACQUIRED: SIGNED AS MINOR LEAGUE FREE AGENT, DEC. 6, 2024

SIGNED THRU: 2025; SIGNED ONE-YEAR CONTRACT

OPENING DAY AGE: 30

RESIDES: LEAWOOD, KS

NON-ROSTER INVITEE

HUDSON'S LIFETIME PITCHING RECORD

| Year | Club | W-L | ERA | G | GS | CG | GF | SHO | SV | IP | H | R | ER | HR | HB | BB | IBB | SO | WP | BK | BAA |
|--------------|-----------------|-------|------|-----|----|----|----|-----|----|-------|-----|-----|-----|----|----|-----|-----|-----|----|----|------|
| 2016 | GCL Cardinals | 1-0 | 0.00 | 4 | 1 | 0 | 0 | 0 | 0 | 4.0 | 4 | 1 | 0 | 0 | 1 | 0 | 0 | 9 | 3 | 0 | .235 |
| | Palm Beach | 1-1 | 0.96 | 8 | 0 | 0 | 5 | 0 | 3 | 9.1 | 6 | 3 | 1 | 0 | 0 | 7 | 0 | 10 | 1 | 0 | .188 |
| 2017 | Springfield | 9-4 | 2.53 | 18 | 18 | 1 | 0 | 0 | 0 | 114.0 | 111 | 38 | 32 | 5 | 8 | 34 | 1 | 77 | 10 | 0 | .255 |
| | Memphis | 1-1 | 4.42 | 7 | 7 | 0 | 0 | 0 | 0 | 38.2 | 36 | 20 | 19 | 2 | 0 | 15 | 0 | 19 | 4 | 0 | .252 |
| 2018 | Memphis | 13-3 | 2.50 | 19 | 19 | 0 | 0 | 0 | 0 | 111.2 | 107 | 34 | 31 | 1 | 8 | 38 | 0 | 87 | 5 | 0 | .254 |
| | ST. LOUIS | 4-1 | 2.63 | 26 | 0 | 0 | 2 | 0 | 0 | 27.1 | 19 | 9 | 8 | 0 | 1 | 18 | 0 | 19 | 2 | 0 | .196 |
| 2019 | ST. LOUIS | 16-7 | 3.35 | 33 | 32 | 0 | 1 | 0 | 1 | 174.2 | 160 | 80 | 65 | 22 | 9 | 86★ | 8 | 136 | 5 | 0 | .245 |
| 2020 | ST. LOUIS | 3-2 | 2.77 | 8 | 8 | 0 | 0 | 0 | 0 | 39.0 | 24 | 13 | 12 | 5 | 1 | 15 | 1 | 31 | 0 | 0 | .178 |
| 2021 | Palm Beach (1) | 0-0 | 0.00 | 1 | 1 | 0 | 0 | 0 | 0 | 2.0 | 2 | 0 | 0 | 0 | 0 | 0 | 0 | 1 | 1 | 0 | .250 |
| | Springfield (1) | 1-0 | 0.77 | 3 | 3 | 0 | 0 | 0 | 0 | 11.2 | 8 | 3 | 1 | 0 | 0 | 5 | 0 | 7 | 0 | 0 | .205 |
| | Memphis (1) | 0-0 | 1.80 | 1 | 1 | 0 | 0 | 0 | 0 | 5.0 | 2 | 2 | 1 | 0 | 0 | 3 | 0 | 2 | 0 | 0 | .125 |
| | ST. LOUIS | 1-0 | 2.08 | 2 | 1 | 0 | 0 | 0 | 0 | 8.2 | 7 | 2 | 2 | 0 | 1 | 1 | 0 | 6 | 1 | 0 | .219 |
| 2022 | ST. LOUIS | 8-7 | 4.45 | 27 | 26 | 0 | 0 | 0 | 0 | 139.2 | 141 | 71 | 69 | 9 | 9 | 61 | 0 | 78 | 4 | 0 | .273 |
| | Memphis (1) | 1-1 | 1.71 | 3 | 3 | 0 | 0 | 0 | 0 | 21.0 | 20 | 7 | 4 | 0 | 1 | 8 | 0 | 19 | 3 | 0 | .260 |
| 2023 | Memphis | 5-4 | 6.00 | 11 | 11 | 0 | 0 | 0 | 0 | 48.0 | 72 | 39 | 32 | 5 | 3 | 17 | 0 | 39 | 1 | 1 | .355 |
| | ST. LOUIS | 6-3 | 4.98 | 18 | 12 | 0 | 1 | 0 | 0 | 81.1 | 88 | 46 | 45 | 9 | 6 | 34 | 0 | 45 | 5 | 0 | .283 |
| 2024 | COLORADO | 2-12 | 6.17 | 18 | 18 | 0 | 0 | 0 | 0 | 89.0 | 99 | 66 | 61 | 11 | 5 | 50 | 0 | 49 | 3 | 0 | .286 |
| | Albuquerque | 1-2 | 9.53 | 3 | 3 | 0 | 0 | 0 | 0 | 11.1 | 18 | 14 | 12 | 2 | 1 | 4 | 0 | 10 | 0 | 1 | .367 |
| MAJOR TOTALS | | 40-32 | 4.21 | 132 | 97 | 0 | 4 | 0 | 1 | 559.2 | 538 | 287 | 262 | 56 | 32 | 265 | 9 | 364 | 20 | 0 | .257 |
| MINOR TOTALS | | 33-16 | 3.18 | 78 | 67 | 1 | 5 | 0 | 3 | 376.2 | 386 | 161 | 133 | 15 | 22 | 131 | 1 | 280 | 28 | 2 | .268 |

★ led or tied for league lead

(1) rehab assignment

Disabling Injuries: 2024 — Right elbow inflammation; disabled Aug. 11 - end of season
 2022 — Neck strain; disabled July 15-30
 2021 — Recovery from Tommy John surgery; disabled April 1-Sept. 24
 2020 — Right elbow strain; disabled Sept. 18 - end of season

2024 SEASON

- ◆ In first season with **Rockies**, went 2-12 with a 6.17 ERA (89.0 IP - 61 ER) and 49 strikeouts across two MLB stints.
- ◆ Posted a 3.72 ERA (46.0 IP - 19 ER) and .212 (36/170) opponent batting average in eight starts on the road, but had a 8.79 ERA (43.0 IP - 42 ER) and .358 (63/176) BAA in 10 starts at Coors Field.
- ◆ Joined Triple-A **Albuquerque** on July 11...Appeared in three games with Isotopes, and went 1-2 with a 9.53 ERA (11.1 IP - 12 ER) with 10 strikeouts.
- ◆ Placed on injured list on Aug. 11 with right elbow inflammation and missed the remainder of the season.
- ◆ Went 2-3 with a 3.86 ERA (32.2 IP - 14 ER) in six starts in May...Four of the six starts were on the road.
- ◆ On May 31, pitched season-high 7.1 innings on the road against Dodgers and surrendered just one run on four hits and one walk with three strikeouts.



CAREER HIGHLIGHTS

- ◆ In 2019, won a team-leading 16 games for St. Louis to become first Cardinals rookie to lead team in victories since Matt Morris (12 wins in 1997)...First MLB rookie with 15+ wins and at least one save in a season since Dick Hughes for St. Louis in 1967.
- ◆ Finished fifth in National League Rookie of the Year voting in 2019.
- ◆ Named a *Baseball America* MLB All-Rookie Team starting pitcher in 2019.
- ◆ Made MLB debut in relief appearance with St. Louis on July 28, 2018 vs. Chicago (N.L.).

POSTSEASON SUMMARY

- ◆ Made two starts during **2019** Postseason with **Cardinals**, going 0-1 with a 9.00 ERA (5.0 IP - 5 ER)...Postseason debut came in Game 4 of NLDS vs. Atlanta and did not factor in decision after allowing four runs (one earned) across 4.2 IP; unearned runs came on a 3-run HR by Ozzie Albies with two outs in 5th inning...Retired one of eight batters faced in Game 4 of NLCS at Washington, allowing seven runs (four earned).

DIVISION SERIES TOTALS

| Year | Club, Opp. | W-L | ERA | G | GS | CG | SHO | SV | IP | H | R | ER | BB | SO |
|-------|------------|-----|------|---|----|----|-----|----|-----|---|---|----|----|----|
| 2019— | STL, ATL | 0-0 | 1.93 | 1 | 1 | 0 | 0 | 0 | 4.2 | 5 | 4 | 1 | 2 | 2 |

LEAGUE CHAMPIONSHIP SERIES TOTALS

| Year | Club, Opp. | W-L | ERA | G | GS | CG | SHO | SV | IP | H | R | ER | BB | SO |
|-------|------------|-----|--------|---|----|----|-----|----|-----|---|---|----|----|----|
| 2019— | STL, WSH | 0-1 | 108.00 | 1 | 1 | 0 | 0 | 0 | 0.1 | 5 | 7 | 4 | 1 | 0 |

NOTABLE MINOR LEAGUE AWARDS AND HONORS

- ◆ **2018** Futures Game Selection...Pacific Coast League Mid-Season and Postseason All-Star.
- ◆ **2017** Texas League Pitcher of the Year...Texas League Mid-Season and Postseason All-Star.

CAREER TRANSACTIONS

- ◆ June 8, 2013...Selected by **Rangers** in 36th round of First-Year Player Draft (did not sign).
- ◆ June 9, 2016...Selected by **Cardinals** in first round (34th overall) of First-Year Player Draft (signed June 17, 2016).
- ◆ Jan. 5, 2019...Signed by **Rockies** to one-year contract.
- ◆ Dec. 6, 2024...Signed by **Angels** as minor league free agent.

PERSONAL/MISC

- ◆ Dakota Ryan Hudson...On Instagram: @dakota_hudson
- ◆ Dakota and wife, Ashlen, have three sons: Nolan, Cooper and Rhys.
- ◆ Missed majority of 2021 season recovering from Tommy John surgery.
- ◆ Graduated from Sequatchie County HS (Dunlap, TN) in 2013...Named First Team All-State by the Tennessee Baseball Coaches Association after striking out 124 batters and posting a 1.09 ERA his senior year.
- ◆ Played college baseball at Mississippi State...Finished career with Bulldogs, 11-8 with a 3.00 ERA and 151 strikeouts over 147.0 innings pitched...Named 2016 Team Captain and semi-finalist for the Golden Spikes Award and Dick Howser Trophy, becoming first Bulldog to be a Golden Spikes semifinalist since Will Clark won the award in 1985...Led team in wins (nine), innings (113.0) and strikeouts (115) during his junior year and also led SEC in innings...Named SEC Pitcher of the Week three times in 2016...Posted school-record streaks of 34.2 innings and 27.0 innings without an earned run during his junior (2016) season.
- ◆ Originally signed by Cardinals scout Clint Brown.





RHP

KENLEY JANSEN



74

BATS
SWITCHTHROWS
RIGHTHEIGHT
6-5WEIGHT
265

BORN: SEPT. 30, 1987

BIRTHPLACE: WILLEMSTAD, CURAÇAO

MLB SERVICE: 14 YEARS, 73 DAYS

ACQUIRED: SIGNED AS FREE AGENT, FEB. 15, 2025

SIGNED THRU: 2025; SIGNED ONE-YEAR CONTRACT, FEB. 15, 2025

OPENING DAY AGE: 37

RESIDES: PALOS VERDES, CA

JANSEN'S LIFETIME PITCHING RECORD

| Year | Club | W-L | ERA | G | GS | CG | GF | SHO | SV | IP | H | R | ER | HR | HB | BB | IBB | SO | WP | BK | BAA |
|--------------|------------------|-------|------|-----|----|----|-----|-----|-----|-------|-----|-----|-----|----|----|-----|-----|------|----|----|------|
| 2009 | Inland Empire | 0-0 | 4.63 | 12 | 0 | 0 | 4 | 0 | 0 | 11.2 | 14 | 6 | 6 | 1 | 0 | 11 | 0 | 19 | 1 | 1 | .298 |
| 2010 | Inland Empire | 1-1 | 1.50 | 11 | 0 | 0 | 4 | 0 | 0 | 18.0 | 15 | 3 | 3 | 0 | 0 | 6 | 1 | 28 | 1 | 0 | .231 |
| | Chattanooga | 4-0 | 1.67 | 22 | 0 | 0 | 13 | 0 | 8 | 27.0 | 14 | 6 | 5 | 0 | 0 | 17 | 0 | 50 | 3 | 0 | .151 |
| | LOS ANGELES (NL) | 1-0 | 0.67 | 25 | 0 | 0 | 8 | 0 | 4 | 27.0 | 12 | 2 | 2 | 0 | 1 | 15 | 1 | 41 | 1 | 0 | .130 |
| 2011 | LOS ANGELES (NL) | 2-1 | 2.85 | 51 | 0 | 0 | 13 | 0 | 5 | 53.2 | 30 | 17 | 17 | 3 | 2 | 26 | 0 | 96 | 0 | 2 | .159 |
| | Chattanooga | 0-1 | 4.50 | 5 | 0 | 0 | 1 | 0 | 0 | 6.0 | 2 | 3 | 3 | 1 | 0 | 3 | 1 | 9 | 0 | 0 | .111 |
| | R. Cucamonga | 0-0 | 0.00 | 2 | 2 | 0 | 0 | 0 | 0 | 2.0 | 0 | 0 | 0 | 0 | 0 | 0 | 0 | 4 | 0 | 0 | .000 |
| 2012 | LOS ANGELES (NL) | 5-3 | 2.35 | 65 | 0 | 0 | 40 | 0 | 25 | 65.0 | 33 | 18 | 17 | 6 | 3 | 22 | 1 | 99 | 3 | 0 | .146 |
| 2013 | LOS ANGELES (NL) | 4-3 | 1.88 | 75 | 0 | 0 | 45 | 0 | 28 | 76.2 | 48 | 16 | 16 | 6 | 3 | 18 | 1 | 111 | 2 | 0 | .177 |
| 2014 | LOS ANGELES (NL) | 2-3 | 2.76 | 68 | 0 | 0 | 57 | 0 | 44 | 65.1 | 55 | 20 | 20 | 5 | 0 | 19 | 2 | 101 | 2 | 0 | .224 |
| 2015 | R. Cucamonga | 0-1 | 5.06 | 6 | 5 | 0 | 0 | 0 | 0 | 5.1 | 6 | 3 | 3 | 1 | 0 | 1 | 0 | 8 | 0 | 0 | .300 |
| | LOS ANGELES (NL) | 2-1 | 2.41 | 54 | 0 | 0 | 50 | 0 | 36 | 52.1 | 33 | 14 | 14 | 6 | 2 | 8 | 0 | 80 | 0 | 0 | .176 |
| 2016 | LOS ANGELES (NL) | 3-2 | 1.83 | 71 | 0 | 0 | 63 | 0 | 47 | 68.2 | 35 | 14 | 14 | 4 | 2 | 11 | 2 | 104 | 1 | 0 | .150 |
| 2017 | LOS ANGELES (NL) | 5-0 | 1.32 | 65 | 0 | 0 | 57 | 0 | 41★ | 68.1 | 44 | 11 | 10 | 5 | 2 | 7 | 0 | 109 | 2 | 1 | .177 |
| 2018 | LOS ANGELES (NL) | 1-5 | 3.01 | 69 | 0 | 0 | 59 | 0 | 38 | 71.2 | 54 | 28 | 24 | 13 | 2 | 17 | 1 | 82 | 0 | 2 | .201 |
| 2019 | LOS ANGELES (NL) | 5-3 | 3.71 | 62 | 0 | 0 | 51 | 0 | 33 | 63.0 | 51 | 28 | 26 | 9 | 4 | 16 | 0 | 80 | 2 | 3 | .213 |
| 2020 | LOS ANGELES (NL) | 3-1 | 3.33 | 27 | 0 | 0 | 24★ | 0 | 11 | 24.1 | 19 | 11 | 9 | 2 | 3 | 9 | 0 | 33 | 0 | 0 | .211 |
| 2021 | LOS ANGELES (NL) | 4-4 | 2.22 | 69 | 0 | 0 | 52 | 0 | 38 | 69.0 | 36 | 21 | 17 | 4 | 2 | 36 | 4 | 86 | 4 | 2 | .153 |
| 2022 | ATLANTA | 5-2 | 3.38 | 65 | 0 | 0 | 54★ | 0 | 41★ | 64.0 | 45 | 25 | 24 | 8 | 2 | 22 | 3 | 85 | 1 | 1 | .192 |
| 2023 | BOSTON | 3-6 | 3.63 | 51 | 0 | 0 | 42 | 0 | 29 | 44.2 | 40 | 21 | 18 | 5 | 2 | 17 | 1 | 52 | 1 | 2 | .237 |
| 2024 | BOSTON | 4-2 | 3.29 | 54 | 0 | 0 | 38 | 0 | 27 | 54.2 | 38 | 20 | 20 | 4 | 1 | 20 | 2 | 62 | 2 | 2 | .196 |
| MAJOR TOTALS | | 49-36 | 2.57 | 871 | 0 | 0 | 653 | 0 | 447 | 868.1 | 573 | 266 | 248 | 80 | 31 | 263 | 18 | 1221 | 21 | 15 | .183 |
| MINOR TOTALS | | 5-3 | 2.57 | 58 | 7 | 0 | 22 | 0 | 8 | 70.0 | 51 | 21 | 20 | 3 | 0 | 38 | 2 | 118 | 5 | 1 | .205 |

★ led or tied for league lead

(1) rehab assignment

Disabling Injuries: 2024 — Right shoulder inflammation; disabled Sept. 23 - end of season
 2023 — Disabled Sept. 13 - Sept. 23
 2022 — Irregular heartbeat; disabled June 28 (retro to June 27) - July 13
 2018 — Irregular heartbeat; disabled Aug. 10 - Aug. 20
 2015 — Fifth metatarsal injury; disabled Apr. 5 - May 15
 2011 — Cardiac arrhythmia; disabled July 29 - Aug. 25
 Right shoulder inflammation; disabled May 29 - June 18

2024 SEASON

- ◆ Second season with **Red Sox** and 15th of Major League career...Pitched to a 3.29 ERA (54.2 IP - 20 ER) with 62 strikeouts and 27 saves in 54 relief appearances.
- ◆ Ranked seventh in American League in saves (27/31) and moved into fourth place in Major League history (447), passing Billy Wagner (422), John Franco (424), and Francisco Rodriguez (437) during the season.
- ◆ Recorded 25+ saves for the 12th time, fourth-most in MLB history.
- ◆ In 31 save opportunities, recorded a 1.95 ERA (32.1 IP - 7 ER), 0.90 WHIP, and .177 opponent AVG...In his other 23 outings, posted a 5.24 ERA (22.1 IP - 13 ER), 1.30 WHIP, and .222 opponent AVG.
- ◆ Allowed 0 HR before the All-Star break (33.1 IP)...His homerless streak of 32 games was the second-longest single-season streak of his career (43 G in 2011), and his longest streak to begin any season.
- ◆ Placed on the Injured List on Sept. 23 with right shoulder inflammation and missed the Sox' final six games.



MAJOR LEAGUE SUMMARY

2023

- ◆ Made 12th career Opening Day roster and first with **Red Sox**...Became first Curaçao-born player to play for BOS.
- ◆ Pitched to a 3.23 ERA (30.2 IP - 11 ER) with 19 saves in the first half, resulting in fourth career All-Star selection (also, 2016-2018).
- ◆ Finished with 29 saves in 33 opportunities (87.9%), including a streak of 20 consecutive converted save opportunities from May 20 to Aug. 20, during which he posted a 2.20 ERA (28.2 IP - 7 ER) with 33 strikeouts; the streak tied for eighth-longest in Sox history.
- ◆ Recorded 400th career save on May 10 at Atlanta, becoming the seventh pitcher to ever reach the mark; Joined 400-save club at 35 years, 222 days old, the third-youngest to join the club behind Francisco Rodríguez (34 years, 138 days) and Craig Kimbrel (34 years, 363 days).
- ◆ Made 800th career appearance on July 19 at Oakland, becoming the only active pitcher to reach the mark and 54th all-time.
- ◆ Earned the Good Guy Award from the Boston Baseball Writers' Association of America (BBWAA).

2022

- ◆ First Major League season with **Atlanta**...Went 5-2 with a 3.38 ERA (64.0 IP - 24 ER) and .192 batting average against (45/234).
- ◆ Led National League with 41 saves, eclipsing the 40-save mark for the fourth time in career and first since leading the N.L. with 41 saves in 2017.
- ◆ Led N.L. with 54 games finished.
- ◆ Posted a 3.18 ERA (28.1 IP - 10 ER) with 19 saves in the second half, and ended the season with a 2.35 ERA (15.1 IP - 4 ER) in final 16 games.

2021

- ◆ Began 12th season with **Dodgers**...Went 4-4 with a 2.22 ERA (69.0 IP - 17 ER) and 86 strikeouts in 69 games.
- ◆ Ranked second in National League with 38 saves in 43 opportunities.
- ◆ Recorded 350th career save on Oct. 1 vs. Milwaukee, which extended his Dodgers franchise record.
- ◆ Became 12th reliever in MLB history to record 1,000 strikeouts by striking out Austin Nola of the San Diego Padres on Aug. 25.
- ◆ Allowed just 36 hits on the season as opponents batted .153 against him, and his 4.7 hits per 9.0 innings rate was the third lowest of his career.

2020

- ◆ Appeared in 27 games in 11th Major League season with **Dodgers**, and posted a 3.33 ERA (24.1 IP - 9 ER) with 11 saves.
- ◆ Led Major Leagues with 24 games finished...11 saves tied for third in National League.
- ◆ Named National League Reliever of the Month for July/August, going 1-0 with nine saves and a 1.23 ERA (14.2 IP - 2 ER)...
- ◆ Held opponents to a .122 (6/49) batting average with a 0.82 WHIP, and struck out 21 hitters in 14.2 innings.
- ◆ Did not allow an earned run in 23 of 27 appearances in relief.
- ◆ Held opponents scoreless in five of eight postseason outings with two saves during Dodgers World Series run.

2019

- ◆ Posted career-high 3.71 ERA (63.0 IP - 26 ER) in 10th season with **Dodgers**...Dodgers went 49-13 in games Jansen pitched.
- ◆ Recorded 33 saves, sixth-straight season with at least 30 saves... Ranked fifth in National League.
- ◆ On April 17 against Cincinnati, he passed Don Sutton (550) for the most all-time games pitched by a Dodger.

2018

- ◆ Named to third consecutive All-Star Game in ninth season with **Dodgers**... Posted a 3.01 ERA (71.2 IP - 24 ER) with 38 saves and 82 strikeouts.
- ◆ 38 saves ranked second in National League...Recorded at least four outs in five saves.
- ◆ Successfully converted 21 consecutive saves from April 22 to July 4.
- ◆ Picked up 250th career save on June 25 vs. Cubs; became 36th pitcher in MLB history to reach the milestone.
- ◆ Missed 10 games due to an irregular heartbeat (Aug. 10-20)...Underwent a heart ablation procedure on Nov. 26, 2018, performed by Dr. Koonlawee Nademanee in Los Angeles.

MOST SAVES IN MLB HISTORY

| Rk. | Pitcher | SV |
|-----|----------------------|------------|
| 1. | Mariano Rivera* | 652 |
| 2. | Trevor Hoffman* | 601 |
| 3. | Lee Smith* | 478 |
| 4. | Kenley Jansen | 447 |
| 5. | Francisco Rodríguez | 437 |
| 6. | John Franco | 424 |
| 7. | Billy Wagner* | 422 |

*indicates Hall of Famer

SAVIOR COMPLEX

Most Seasons with 25+ Saves in MLB History

| Rk. | Pitcher | Seasons |
|-----|----------------------|-----------|
| 1. | Mariano Rivera | 16 |
| 2. | Trevor Hoffman | 14 |
| 3. | Lee Smith | 13 |
| 4. | Kenley Jansen | 12 |
| 5. | John Franco | 11 |

CURAÇAOANS IN MLB

| Rk. | Player | bWAR |
|-----|----------------------|-------------|
| 1. | Andruw Jones | 62.7 |
| 2. | Andrelton Simmons | 37.1 |
| 3. | Kenley Jansen | 21.9 |
| 4. | Ozzie Albies | 21.8 |
| 5. | Jonathan Schoop | 19.5 |



2017

- ◆ Began eighth season with **Dodgers**...Named the Trevor Hoffman National League Reliever of the Year for the second consecutive season and selected to second straight All-Star Game...Finished the season with a 5-0 record and 1.32 ERA (68.1 IP - 10 ER) and led National League with 41 saves (tied).
- ◆ Recorded his third career 40-plus save season (also 2014, 2016), joining Eric Gagné (2002 - 2004) as the only pitchers in Dodger history with three seasons of 40-or-more saves.
- ◆ Led MLB relievers in ERA (1.32), WHIP (0.75) and strikeout-to-walk ratio (15.57), while tied for the National League lead in saves...Also ranked among the N.L. relievers in strikeouts (109, 2nd), wins (5, T-10th) and strikeouts per nine innings (14.36, 2nd).
- ◆ Limited right-handers to a .120 average (15/125) and a .236 mark against lefties (29/123)...Held batters to a .476 OPS, which was the third-lowest in the National League.
- ◆ Held batters with runners in scoring position to a .136 average (8/59) and a .161 mark with runners on base.
- ◆ Named National League Reliever of the Month for the month of June.
- ◆ Began the season striking out 51 of 115 batters he faced without issuing a walk, the most strikeouts to open a season without a walk in MLB history (Elias).
- ◆ Struck out the side on only nine pitches in the 9th inning on May 18 against Miami, the 79th immaculate inning in MLB history...First Dodger pitcher to throw an immaculate inning since Todd Worrell on Aug. 13, 1995.
- ◆ Recorded first career extra-base hit and RBI on June 25 against Colorado with an RBI double in the 8th inning off Greg Holland.

2016

- ◆ Named to first career All-Star Game in seventh season with **Dodgers**...Went 3-2 with a 1.83 ERA (68.2 IP - 14 ER) and a career-high 47 saves in 71 appearances in relief.
- ◆ Named the Trevor Hoffman National League Reliever of the Year...Tied for second-most saves in MLB.
- ◆ Led Majors in WHIP (0.67) and opponent batting average (.150), and ranked among the senior circuit's best relievers in ERA (1.83, 2nd) and strikeouts (104, 3rd)...Walked only 11 batters in 68.2 innings and owned the best strikeout-to-walk ratio in the N.L. (9.45).
- ◆ On June 21 vs. Washington, established new Dodger franchise record in saves, and finished the year with 189 after surpassing Eric Gagné (161)...Set the franchise record for strikeouts as a reliever (632), eclipsing Jim Brewer's mark of 604.

2015

- ◆ Appeared in 54 games in sixth season with **Dodgers**, and posted a 2.41 ERA (52.1 IP - 14 ER) with 36 saves.
- ◆ Was successful on 36 of 38 save opportunities (94.7%), and ranked third in National League in save percentage.
- ◆ Led MLB relievers with a 0.78 WHIP and led N.L. relievers with a 10.0 strikeout-to-walk ratio.
- ◆ Made season debut on May 15 vs. Colorado and struck out four in a scoreless 8th inning (Carlos Gonzalez reached on a passed ball); recorded just the sixth four-strikeout inning by a pitcher in Dodger history.
- ◆ Missed first 34 games of the season due to Feb. 17 surgery to remove a growth from a bone in his left fifth metatarsal.

2014

- ◆ Posted a 2-3 record with a 2.76 ERA (65.1 IP - 20 ER) and tied for third in the N.L. with a career-high 44 saves in fifth season with **Dodgers**.
- ◆ Ranked second among N.L. relievers with 101 strikeouts, as he posted his second consecutive 100-strikeout season.
- ◆ Converted 16 consecutive save opportunities from Apr. 17 to June 17 and 44-of-49 save opportunities overall (89.8%).
- ◆ Notched 100th career save on Aug. 27 at Arizona, becoming the sixth Dodger reliever to reach the milestone.

2013

- ◆ Began fourth season with **Dodgers**, went 4-3 with a 1.88 ERA (76.2 IP - 16 ER) and 28 saves.
- ◆ Notched a career-high 111 strikeouts, seventh-most all-time by a Dodgers reliever since the team moved to Los Angeles.
- ◆ Allowed just four hits all season with runners in scoring position, limiting opponents to a .068 average (4/59) with 23 strikeouts...Retired 27 consecutive batters from July 23 to Aug. 8, including 15 strikeouts.

2012

- ◆ Third Major League season with **Dodgers**...Went 5-3 with a 2.35 ERA (65.0 IP - 17 ER) and 25 saves in first season as full-time closer.
- ◆ 99 strikeouts ranked third-most among N.L. relievers; Also ranked third with a .146 average against and 0.85 WHIP.
- ◆ Did not appear in a game between Aug. 28 to Sept. 19 after suffering an irregular heartbeat during his Aug. 27 appearance at Colorado...Had ablation heart surgery on Oct. 23 performed by Dr. Koonwalee Nademanee at White Memorial Hospital.

2011

- ◆ Made first Opening Day roster in second season with **Dodgers**...Went 2-1 with a 2.85 ERA (53.2 IP - 17 ER) and 96 strikeouts in 51 appearances in relief...Set a then-Major League record by averaging 16.10 strikeouts per nine innings.
- ◆ Allowed only one of 21 inherited runners to score (95.2 %).

2010

- ◆ Opened season with High-A **Inland Empire**...Posted a 1.50 ERA (18.0 IP - 3 ER) in 11 games before being promoted to Double-A **Chattanooga** on May 15...Appeared in 22 games with Lookouts and pitched to a 1.67 ERA (27.0 IP - 5 ER).
- ◆ Contract selected by **Dodgers** on July 23 and made MLB debut on July 24 with a perfect inning against Mets...Earned first career save the following day on July 25 against Mets.
- ◆ Earned first Major League win on Sept. 11 at Houston, with a perfect 8th inning in relief.



POSTSEASON SUMMARY

- ◆ Has appeared in 10 Postseasons in his career, all consecutive from 2013-2022, and was a member of the Dodgers 2020 World Series championship roster...One of 10 players in MLB history to appear in 10 consecutive Postseasons.
- ◆ Ranks second all-time in MLB Postseason history in appearances (59) and saves (20), trailing only Mariano Rivera in each category (96 G, 42 SV).
- ◆ Among pitchers with 50.0+ IP in Postseason history, ranks first in SO/9.0 IP (12.95) and third in WHIP (0.80).
- ◆ His 0.74 career ERA (2 ER/24.1 IP) during the League Championship Series round is the third-lowest in MLB history behind Blue Moon Odom (0.40) and Dave Dravecky (0.43) (min. 20.0 IP).
- ◆ Made Postseason debut in **2013** with **Dodgers** in Game 1 of NLDS at Atlanta and made three scoreless appearances in series victory, and recorded first career Postseason save in the decisive Game 7...Made three outings in NLCS loss to Cardinals and allowed two runs in Game 5.
- ◆ Made one appearance in **Dodgers 2014** NLDS loss to St. Louis, pitching a scoreless inning in Game 2.
- ◆ Returned to Postseason in **2015** and made three scoreless outings (including two saves) in **Dodgers** NLDS loss to Mets.
- ◆ In **2016** with Dodgers, made four appearances in NLDS victory over Nationals, including scoreless outings in Game 1, Game 3, and Game 5; Recorded seven outs in decisive Game 5 win, longest outing of his career in regular season or postseason play...Appeared in three games in NLCS loss to Cubs, and threw 6.1 scoreless innings, including a career-long 3.0 innings pitched in Game 6.
- ◆ Anchored **Dodgers** bullpen in **2017** pennant run, and appeared in a career-high 13 postseason games with a 1.62 ERA (16.2 IP - 3 ER) with five saves...Logged two saves in NLDS against Diamondbacks, and did not allow an earned run in three outings in relief...Pitched in relief in four games of NLCS victory over Cubs without allowing a run, and earned first career playoff victory in Game 2...Made Fall Classic debut in Game 1 of the World Series against Astros, earning his fourth save of the postseason; Appeared in six of seven games during the World Series and posted a 1.50 ERA (6.0 IP - 1 ER) at home, compared with a 6.75 ERA (2.2 IP - 2 ER) at Houston.
- ◆ Returned to October with **Dodgers** in **2018**, and did not give up a run in two NLDS outings against Atlanta...Continued scoreless streak through NLCS against Brewers with appearances in four games and logged two saves...Came on in relief in three games of World Series against Red Sox and posted a 4.50 ERA (4.0 IP - 2 ER).
- ◆ Pitched in two games in **Dodgers 2019** NLDS loss to Nationals and did not allow a baserunner.
- ◆ Became World Series champion in **2020** with **Dodgers**...Recorded save in N.L. Wild Card Series Game 2 over Brewers with scoreless 9th...Allowed two runs in two appearances in NLDS against Padres...Pitched three scoreless outings against Atlanta in NLCS, including the save in Game 6...Made two appearances in third career trip to the World Series, allowed runs in each outing against Rays en route to Dodgers six-game Fall Classic victory.
- ◆ Did not allow a run in **2021** playoff push with **Dodgers**...Earned the win in N.L. Wild Card Game against Cardinals...Shut out Giants in NLDS across two appearances, and was credited with the win in Game 5...Appeared in five of six games in Dodgers NLCS loss to Atlanta, did not give up a run and allowed just two combined hits.
- ◆ Made **Braves** Postseason debut in **2022**, and appeared in two games in NLDS against Phillies, allowing one run and recording his 20th career save in the playoffs.

WILD CARD TOTALS

| Year | Club, Opp. | W-L | ERA | G | GS | CG | SHO | SV | IP | H | R | ER | BB | SO |
|---------------|------------|------------|-------------|----------|----------|----------|----------|----------|------------|----------|----------|----------|----------|----------|
| 2020— | LAD, MIL | 0-0 | 0.00 | 1 | 0 | 0 | 0 | 1 | 1.0 | 0 | 0 | 0 | 1 | 1 |
| 2021— | LAD, STL | 1-0 | 0.00 | 1 | 0 | 0 | 0 | 0 | 1.0 | 1 | 0 | 0 | 0 | 3 |
| Totals | | 1-0 | 0.00 | 2 | 0 | 0 | 0 | 1 | 2.0 | 1 | 0 | 0 | 1 | 4 |

DIVISION SERIES TOTALS

| Year | Club, Opp. | W-L | ERA | G | GS | CG | SHO | SV | IP | H | R | ER | BB | SO |
|---------------|------------|------------|-------------|-----------|----------|----------|----------|-----------|-------------|-----------|----------|----------|-----------|-----------|
| 2013— | LAD, ATL | 0-0 | 0.00 | 3 | 0 | 0 | 0 | 1 | 2.1 | 1 | 0 | 0 | 1 | 7 |
| 2014— | LAD, STL | 0-0 | 0.00 | 1 | 0 | 0 | 0 | 1 | 1.0 | 0 | 0 | 0 | 0 | 2 |
| 2015— | LAD, NYM | 0-0 | 0.00 | 3 | 0 | 0 | 0 | 2 | 3.1 | 1 | 0 | 0 | 3 | 4 |
| 2016— | LAD, WSH | 0-0 | 6.75 | 4 | 0 | 0 | 0 | 2 | 5.1 | 4 | 4 | 4 | 5 | 9 |
| 2017— | LAD, ARI | 0-0 | 0.00 | 3 | 0 | 0 | 0 | 2 | 3.2 | 2 | 1 | 0 | 1 | 4 |
| 2018— | LAD, ATL | 0-0 | 0.00 | 2 | 0 | 0 | 0 | 1 | 2.0 | 1 | 0 | 0 | 0 | 3 |
| 2019— | LAD, WSH | 0-0 | 0.00 | 2 | 0 | 0 | 0 | 0 | 1.2 | 0 | 0 | 0 | 0 | 2 |
| 2020— | LAD, SD | 0-0 | 13.50 | 2 | 0 | 0 | 0 | 0 | 1.1 | 3 | 2 | 2 | 0 | 2 |
| 2021— | LAD, SF | 1-0 | 0.00 | 2 | 0 | 0 | 0 | 0 | 2.0 | 0 | 0 | 0 | 0 | 5 |
| 2022— | ATL, PHI | 0-0 | 4.50 | 2 | 0 | 0 | 0 | 1 | 2.0 | 1 | 1 | 1 | 0 | 2 |
| Totals | | 1-0 | 2.55 | 24 | 0 | 0 | 0 | 10 | 24.2 | 13 | 8 | 7 | 10 | 40 |



RHP

KENLEY JANSEN

LEAGUE CHAMPIONSHIP SERIES TOTALS

| Year | Club, Opp. | W-L | ERA | G | GS | CG | SHO | SV | IP | H | R | ER | BB | SO |
|---------------|------------|------------|-------------|-----------|----------|----------|----------|----------|-------------|----------|----------|----------|----------|-----------|
| 2013— | LAD, STL | 0-0 | 9.00 | 3 | 0 | 0 | 0 | 1 | 2.0 | 5 | 2 | 2 | 0 | 3 |
| 2016— | LAD, CHC | 0-0 | 0.00 | 3 | 0 | 0 | 0 | 1 | 6.1 | 1 | 0 | 0 | 0 | 10 |
| 2017— | LAD, CHC | 1-0 | 0.00 | 4 | 0 | 0 | 0 | 1 | 4.1 | 0 | 0 | 0 | 0 | 8 |
| 2018— | LAD, MIL | 0-0 | 0.00 | 4 | 0 | 0 | 0 | 2 | 4.2 | 1 | 0 | 0 | 2 | 7 |
| 2020— | LAD, ATL | 0-0 | 0.00 | 3 | 0 | 0 | 0 | 1 | 3.0 | 0 | 0 | 0 | 0 | 3 |
| 2021— | LAD, ATL | 0-0 | 0.00 | 5 | 0 | 0 | 0 | 1 | 4.0 | 2 | 0 | 0 | 1 | 6 |
| Totals | | 1-0 | 0.74 | 22 | 0 | 0 | 0 | 7 | 24.1 | 9 | 2 | 2 | 3 | 37 |

WORLD SERIES TOTALS

| Year | Club, Opp. | W-L | ERA | G | GS | CG | SHO | SV | IP | H | R | ER | BB | SO |
|---------------|------------|------------|-------------|-----------|----------|----------|----------|----------|-------------|-----------|----------|----------|----------|-----------|
| 2017— | LAD, HOU | 0-1 | 3.12 | 6 | 0 | 0 | 0 | 2 | 8.2 | 6 | 3 | 3 | 2 | 8 |
| 2018— | LAD, BOS | 0-0 | 4.50 | 3 | 0 | 0 | 0 | 0 | 4.0 | 2 | 2 | 2 | 1 | 3 |
| 2020— | LAD, TB | 0-1 | 10.80 | 2 | 0 | 0 | 0 | 0 | 1.2 | 3 | 3 | 2 | 1 | 2 |
| Totals | | 0-2 | 4.40 | 11 | 0 | 0 | 0 | 2 | 14.1 | 11 | 8 | 7 | 4 | 13 |

NOTABLE MINOR LEAGUE AWARDS AND HONORS

- ◆ 2010 MiLB.com Organization All-Star...Southern League Mid-Season All-Star.
- ◆ 2008 Midwest League Mid-Season All-Star.

CAREER TRANSACTIONS

- ◆ Nov. 17, 2004...Signed by **Dodgers** as international free agent.
- ◆ Jan. 10, 2017...Signed five-year extension with **Dodgers**.
- ◆ Mar. 18, 2022...Signed one-year contract with **Atlanta**.
- ◆ Dec. 13, 2022...Signed two-year contract with **Red Sox**.
- ◆ Feb. 15, 2025...Signed one-year contract with **Angels**.

PERSONAL/MISC

- ◆ Kenley Geronimo Jansen...Born in Willemstad, Curaçao and grew up rooting for the Atlanta Braves; The club later signed his brother, Ardley, who played seven seasons in Atlanta's system (2000-2006) as an outfielder, reaching as high as Double-A in 2004.
- ◆ Married to Gianni, and has a daughter, Natalia, and two sons, Kaden and Kyrian.
- ◆ Founded the Kenley Jansen Foundation, whose mission is to impact the lives of families who have seriously ill and chronically ill children, by providing them with daily support through life-improving resources and life-changing experiences.
- ◆ Named the Dodgers nominee for the Roberto Clemente Award in 2019.
- ◆ Wears the No. 74 because that is his house number in Curaçao.
- ◆ Is the Dodgers all-time saves leader (350)...Also owns franchise records in strikeouts as a reliever (1,022) and in pitching appearances (701).
- ◆ Played for Team Netherlands in the 2009, 2013 and 2017 World Baseball Classics.
- ◆ Converted to a pitcher during the 2009 season after beginning his career as a catcher (2005-2009)...Was behind the plate when his Dodgers teammate, Clayton Kershaw, made his professional debut with the Gulf Coast Dodgers in 2006.
- ◆ Plays piano and the bass guitar...Started a band called Icons Curaçaoa, which plays ritmo kombina music.
- ◆ Played with Andrelton Simmons as a child in Curaçao...With his Angels debut, would become the second Curaçao-born player in franchise history, following Simmons.
- ◆ Signed by Dodgers scouts Camilo Pascual and Rolando Chirino.

ALL-STAR GAME RECORD

| Year | Club, Site | W-L | ERA | G | GS | CG | SHO | SV | IP | H | R | ER | BB | SO |
|---------------|------------|------------|-------------|----------|----------|----------|----------|----------|------------|----------|----------|----------|----------|----------|
| 2016— | N.L., SD | 0-0 | 0.00 | 1 | 0 | 0 | 0 | 0 | 0.1 | 0 | 0 | 0 | 0 | 1 |
| 2017— | N.L., MIA | 0-0 | 0.00 | 1 | 0 | 0 | 0 | 0 | 1.0 | 1 | 0 | 0 | 0 | 3 |
| 2018— | N.L., WSH | | | | | | | | | | | | | |
| 2023— | A.L., SEA | 0-0 | 0.00 | 1 | 0 | 0 | 0 | 0 | 0.1 | 0 | 0 | 0 | 0 | 1 |
| Totals | | 0-0 | 0.00 | 3 | 0 | 0 | 0 | 0 | 1.2 | 1 | 0 | 0 | 0 | 5 |



WORLD BASEBALL CLASSIC RECORD

Batting:

| Year | Club | AVG | G | AB | R | H | 2B | 3B | HR | RBI | SH | SF | HBP | BB | IBB | SO | SB | CS | GDP | SLG | OBP | E |
|-------|-------------|------|---|----|---|---|----|----|----|-----|----|----|-----|----|-----|----|----|----|-----|------|------|---|
| 2009— | Netherlands | .077 | 5 | 13 | 0 | 1 | 0 | 0 | 0 | 0 | 0 | 0 | 0 | 1 | 0 | 6 | 0 | 0 | 0 | .077 | .143 | 1 |

Pitching:

| Year | Club | W-L | ERA | G | GS | CG | SHO | SV | IP | H | R | ER | BB | SO |
|-------|-------------|-----|------|---|----|--------------|-----|----|-----|---|---|----|----|----|
| 2013— | Netherlands | | | | | DID NOT PLAY | | | | | | | | |
| 2017— | Netherlands | 0-0 | 0.00 | 1 | 0 | 0 | 0 | 0 | 1.0 | 0 | 0 | 0 | 0 | 2 |

CAREER FIELDING

| POS | PCT | G | PO | A | E | TC | DP | PK |
|-----|------|-----|----|----|---|----|----|----|
| P | .931 | 871 | 36 | 31 | 5 | 72 | 3 | 1 |

CAREER HITTING TOTALS

| Year | Club | AVG | G | AB | R | H | 2B | 3B | HR | RBI | SH | SF | HBP | BB | IBB | SO | SB | CS | GDP | SLG | OBP | E |
|--------------|------------------|-------|-----|-----|-----|-----|----|----|----|-----|----|----|-----|----|-----|-----|----|----|-----|-------|-------|----|
| 2005— | GCL Dodgers | .304 | 34 | 102 | 16 | 31 | 9 | 1 | 1 | 18 | 1 | 1 | 0 | 6 | 0 | 19 | 1 | 0 | 6 | .441 | .339 | 0 |
| | Ogden | .182 | 3 | 11 | 2 | 2 | 1 | 0 | 0 | 1 | 0 | 0 | 0 | 1 | 0 | 5 | 0 | 0 | 1 | .273 | .250 | 0 |
| 2006— | GCL Dodgers | .248 | 35 | 117 | 14 | 29 | 2 | 1 | 1 | 10 | 0 | 0 | 2 | 19 | 0 | 32 | 1 | 0 | 1 | .308 | .362 | 7 |
| 2007— | Great Lakes | .102 | 20 | 59 | 5 | 6 | 1 | 0 | 1 | 6 | 0 | 2 | 2 | 7 | 0 | 18 | 0 | 1 | 2 | .170 | .214 | 1 |
| | Ogden | .240 | 53 | 183 | 26 | 44 | 5 | 1 | 2 | 22 | 1 | 1 | 2 | 28 | 1 | 50 | 0 | 0 | 3 | .312 | .346 | 2 |
| 2008— | Great Lakes | .227 | 79 | 247 | 31 | 56 | 15 | 0 | 9 | 27 | 5 | 0 | 2 | 23 | 2 | 72 | 3 | 0 | 6 | .397 | .298 | 14 |
| 2009— | Inland Empire | .202 | 26 | 89 | 7 | 18 | 6 | 0 | 1 | 11 | 1 | 0 | 1 | 7 | 0 | 21 | 0 | 1 | 2 | .303 | .268 | 11 |
| | Albuquerque | .185 | 8 | 27 | 1 | 5 | 0 | 0 | 0 | 2 | 0 | 0 | 0 | 1 | 0 | 7 | 0 | 0 | 1 | .185 | .214 | 0 |
| 2010— | Inland Empire | - | 11 | 0 | 0 | 0 | 0 | 0 | 0 | 0 | 0 | 0 | 0 | 0 | 0 | 0 | 0 | 0 | 0 | - | - | 0 |
| | Chattanooga | .200 | 22 | 5 | 1 | 1 | 1 | 0 | 0 | 0 | 0 | 0 | 0 | 0 | 0 | 2 | 1 | 0 | 0 | .400 | .200 | 0 |
| | LOS ANGELES (NL) | 1.000 | 26 | 1 | 1 | 1 | 0 | 0 | 0 | 0 | 0 | 0 | 0 | 1 | 0 | 0 | 0 | 0 | 0 | 1.000 | 1.000 | 0 |
| 2011— | LOS ANGELES (NL) | - | 48 | 0 | 0 | 0 | 0 | 0 | 0 | 0 | 0 | 0 | 0 | 0 | 0 | 0 | 0 | 0 | 0 | - | - | 0 |
| | Chattanooga | - | 5 | 0 | 0 | 0 | 0 | 0 | 0 | 0 | 0 | 0 | 0 | 0 | 0 | 0 | 0 | 0 | 0 | - | - | 0 |
| | R. Cucamonga | - | 2 | 0 | 0 | 0 | 0 | 0 | 0 | 0 | 0 | 0 | 0 | 0 | 0 | 0 | 0 | 0 | 0 | - | - | 0 |
| 2012— | LOS ANGELES (NL) | - | 64 | 0 | 0 | 0 | 0 | 0 | 0 | 0 | 0 | 0 | 0 | 0 | 0 | 0 | 0 | 0 | 0 | - | - | 1 |
| 2013— | LOS ANGELES (NL) | .000 | 70 | 1 | 0 | 0 | 0 | 0 | 0 | 0 | 0 | 0 | 0 | 0 | 0 | 0 | 0 | 0 | 0 | .000 | .000 | 0 |
| 2014— | LOS ANGELES (NL) | .000 | 1 | 0 | 0 | 0 | 0 | 0 | 0 | 0 | 0 | 0 | 0 | 0 | 0 | 1 | 0 | 0 | 0 | .000 | .000 | 1 |
| 2015— | R. Cucamonga | - | 6 | 0 | 0 | 0 | 0 | 0 | 0 | 0 | 0 | 0 | 0 | 0 | 0 | 0 | 0 | 0 | 0 | - | - | 0 |
| | LOS ANGELES (NL) | - | 51 | 0 | 0 | 0 | 0 | 0 | 0 | 0 | 0 | 0 | 0 | 0 | 0 | 0 | 0 | 0 | 0 | - | - | 1 |
| 2016— | LOS ANGELES (NL) | - | 68 | 0 | 0 | 0 | 0 | 0 | 0 | 0 | 0 | 0 | 0 | 0 | 0 | 0 | 0 | 0 | 0 | - | - | 1 |
| 2017— | LOS ANGELES (NL) | .500 | 59 | 4 | 0 | 2 | 1 | 0 | 0 | 1 | 0 | 0 | 0 | 0 | 0 | 0 | 0 | 0 | 1 | .750 | .500 | 0 |
| 2018— | LOS ANGELES (NL) | - | 65 | 0 | 0 | 0 | 0 | 0 | 0 | 0 | 0 | 0 | 0 | 0 | 0 | 0 | 0 | 0 | 0 | - | - | 0 |
| 2019— | LOS ANGELES (NL) | .000 | 59 | 1 | 0 | 0 | 0 | 0 | 0 | 0 | 0 | 0 | 0 | 0 | 0 | 1 | 0 | 0 | 0 | .000 | .000 | 1 |
| 2020— | LOS ANGELES (NL) | - | - | - | - | - | - | - | - | - | - | - | - | - | - | - | - | - | - | - | - | 0 |
| 2021— | LOS ANGELES (NL) | .000 | 66 | 1 | 0 | 0 | 0 | 0 | 0 | 0 | 0 | 0 | 0 | 0 | 0 | 1 | 0 | 0 | 0 | .000 | .000 | 0 |
| 2022— | ATLANTA | - | 0 | 0 | 0 | 0 | 0 | 0 | 0 | 0 | 0 | 0 | 0 | 0 | 0 | 0 | 0 | 0 | 0 | - | - | 0 |
| 2023— | BOSTON | - | 1 | 0 | 0 | 0 | 0 | 0 | 0 | 0 | 0 | 0 | 0 | 0 | 0 | 0 | 0 | 0 | 0 | - | - | 0 |
| 2024— | BOSTON | - | 1 | 0 | 0 | 0 | 0 | 0 | 0 | 0 | 0 | 0 | 0 | 0 | 0 | 0 | 0 | 0 | 0 | - | - | 0 |
| MAJOR TOTALS | | .333 | 871 | 9 | 1 | 3 | 1 | 0 | 0 | 1 | 0 | 0 | 0 | 1 | 0 | 3 | 0 | 0 | 1 | .444 | .400 | 5 |
| MINOR TOTALS | | .229 | 304 | 840 | 103 | 192 | 40 | 3 | 15 | 97 | 8 | 4 | 9 | 92 | 3 | 226 | 6 | 2 | 22 | .337 | .310 | 35 |

JANSEN'S CAREER HIGHS

SEASON

| | | |
|--------|----------------------------|----|
| Wins | 5 — 2022, 2019, 2017, 2012 | SO |
| Losses | 6 — 2023 | IP |
| ERA | 1.32 — 2017 | R |
| IP | 76.2 — 2013 | ER |
| SO | 111 — 2013 | BB |
| | | H |

GAME

| |
|-------------------------------------|
| 5 — 6/9/24 at CWS |
| 2.0 — 16 times; last 7/14/24 vs. KC |
| 5 — Twice; last, 9/12/20 vs. HOU |
| 5 — Twice; last, 9/12/20 vs. HOU |
| 3 — 3 times; last, 9/4/24 at NYM |
| 6 — 9/12/20 vs. HOU |



RHP

RYAN JOHNSON



81

BATS
SWITCHTHROWS
RIGHTHEIGHT
6-6WEIGHT
215

BORN: AUG. 5, 2002

BIRTHPLACE: DALLAS, TX

ACQUIRED: SECOND (COMPENSATORY) ROUND OF 2024 FIRST-YEAR PLAYER DRAFT

SIGNED THRU: 2025; UNDER CLUB CONTROL; 0/3 OPTIONS USED

OPENING DAY AGE: 22

RESIDES: RED OAK, TX

NON-ROSTER INVITEE

JOHNSON'S LIFETIME PITCHING RECORD

| Year | Club | W-L | ERA | G | GS | CG | GF | SHO | SV | IP | H | R | ER | HR | HB | BB | IBB | SO | WP | BK | BAA |
|------|------|-----|-----|---|----|----|----|-----|----|----|---|---|----|----|----|----|-----|----|----|----|-----|
|------|------|-----|-----|---|----|----|----|-----|----|----|---|---|----|----|----|----|-----|----|----|----|-----|

Will make professional debut in 2025

2024 SEASON

- ◆ Finished third season at **Dallas Baptist University**...Went 11-3 with a 2.21 ERA (106.0 IP – 26 ER) and 151 strikeouts.
- ◆ Led Conference USA in earned run average and strikeouts, and his 10.79 strikeout-to-walk ratio ranked first among NCAA Division 1 pitchers (min. 90 IP).
- ◆ Became Dallas Baptist University's single-season (151) and all-time strikeout leader (314)...Notched double-digit strikeouts in six games, and reached a season-high 15 strikeouts on Mar. 22 and Apr. 19...Struck out at least seven hitters in all but three starts.
- ◆ Threw 10 quality starts in 16 outings, including eight in a row from Feb. 23 to April 12.
- ◆ Named the 2024 Conference USA Pitcher of the Year.
- ◆ Named First Team All-American by *Baseball America*, First Team All-American by the National Collegiate Baseball Writers Association and First Team All-American by Perfect Game.

CAREER TRANSACTIONS

- ◆ July 15, 2024...Selected by **Angels** in fourth round of First-Year Player Draft.

PERSONAL/MISC

- ◆ Ryan Christopher Johnson.
- ◆ Went 22-9 with a 3.46 ERA (252.0 IP - 97 ER) with 314 strikeouts in three seasons with Dallas Baptist University... Set DBU's single-season strikeout record (151) in 2024 and all-time strikeout record (314)...Majored in Business Entrepreneurship.
- ◆ Homeschooled in high school.
- ◆ Parents are Jeff and Amy Johnson...Younger brother of M.D. Johnson, who holds Dallas Baptist's NCAA Division I record with 29 wins and now pitches in the Miami Marlins system.
- ◆ Loves to play golf and hunt...Hobbies also include watersports and skeet shooting.
- ◆ Originally signed by Angels scout KJ Hendricks.





44

BATS
RIGHTTHROWS
RIGHTHEIGHT
6-5WEIGHT
225

BORN: SEPT. 17, 2000

BIRTHPLACE: KNOXVILLE, TN

MLB SERVICE: 1 YEAR, 75 DAYS

ACQUIRED: SELECTED IN THIRD ROUND OF 2022 FIRST-YEAR PLAYER DRAFT

SIGNED THRU: 2025; UNDER CLUB CONTROL; 1/3 OPTIONS USED

OPENING DAY AGE: 24

RESIDES: KNOXVILLE, TN

JOYCE'S LIFETIME PITCHING RECORD

| Year | Club | W-L | ERA | G | GS | CG | GF | SHO | SV | IP | H | R | ER | HR | HB | BB | IBB | SO | WP | BK | BAA |
|--------------|-------------------|-----|------|----|----|----|----|-----|----|------|----|----|----|----|----|----|-----|----|----|----|------|
| 2022 | Rocket City | 1-0 | 2.08 | 13 | 0 | 0 | 2 | 0 | 1 | 13.0 | 11 | 4 | 3 | 0 | 3 | 4 | 0 | 20 | 1 | 0 | .220 |
| 2023 | Rocket City | 0-1 | 4.60 | 14 | 0 | 0 | 6 | 0 | 4 | 15.2 | 7 | 12 | 8 | 1 | 5 | 13 | 0 | 24 | 2 | 0 | .135 |
| | LAA | 1-1 | 5.40 | 12 | 0 | 0 | 0 | 0 | 0 | 10.0 | 9 | 6 | 6 | 1 | 1 | 9 | 0 | 10 | 1 | 0 | .243 |
| | Inland Empire (1) | 0-0 | 0.00 | 2 | 0 | 0 | 0 | 0 | 0 | 2.0 | 1 | 0 | 0 | 0 | 0 | 1 | 0 | 2 | 0 | 0 | .167 |
| 2024 | Rocket City | 1-0 | 4.26 | 18 | 0 | 0 | 3 | 0 | 1 | 19.0 | 11 | 9 | 9 | 2 | 1 | 11 | 0 | 34 | 0 | 0 | .164 |
| | LAA | 2-0 | 2.08 | 31 | 1 | 0 | 12 | 0 | 4 | 34.2 | 26 | 8 | 8 | 1 | 4 | 14 | 0 | 33 | 4 | 0 | .210 |
| MAJOR TOTALS | | 3-1 | 2.82 | 43 | 1 | 0 | 12 | 0 | 4 | 44.2 | 35 | 14 | 14 | 2 | 5 | 23 | 0 | 43 | 5 | 0 | .217 |
| MINOR TOTALS | | 2-1 | 3.62 | 47 | 0 | 0 | 11 | 0 | 6 | 49.2 | 30 | 25 | 20 | 3 | 9 | 29 | 0 | 80 | 3 | 0 | .171 |

(1) rehab assignment

Disabling Injuries: 2024 — Right shoulder inflammation; disabled Sept. 10 (retro to Sept. 7) - end of season

2023 — Ulnar neuritis; disabled June 10 - Sept. 10

2024 SEASON

- In 31 games with **Angels**, went 2-0 with four saves, a 2.08 ERA (34.2 IP - 8 ER) and 33 strikeouts...Held opponents scoreless in 27 of 31 outings.
- Held opponents scoreless in 18 straight outings (22.2 IP) from June 14 to August 3...Sixth-longest scoreless streak for a rookie pitcher in franchise history and the longest since a 23.1 IP streak by Matt Shoemaker in 2014.
- On Sept. 3 vs. Dodgers, pitched a 105.5 MPH fastball to strike out Tommy Edman to end the top of the 9th inning...It was the fastest pitch thrown in the Majors in 2024 and the fastest strikeout pitch in the pitch-tracking era (since 2008).
- Eclipsed 100+ MPH with 44.0% (238 of 541) of his pitches, which ranked second in Majors behind Oakland's Mason Miller (49.8%)...Had 65 pitches at 103+ MPH, accounting for 12% of his overall pitches; all other MLB pitchers combined for 51 total pitches at 103+ MPH, topped by 22 from Aroldis Chapman...Also led MLB with 11 pitches thrown at 104+ MPH; Aroldis Chapman (3) was the only other pitcher to reach 104.0 MPH.
- Earned first career save, Aug. 3 vs. Mets, with 1.1 perfect innings...Ended game with a 104.7 MPH strikeout pitch vs. J.D. Martinez.
- Made first career start on June 16 at San Francisco as Angels opener (2.0 IP, 1 H, 1 BB, 3 SO).
- Began season with Double-A **Rocket City**, and was 1-0 with a 4.26 ERA (19 IP - 9 ER) and 34 strikeouts in 18 appearances, while holding opponents to a .164 (11/67) batting average against.

CAREER HIGHLIGHTS

- Made Major League debut with Angels, May 29, 2023 at Chicago (A.L.).
- In 2024, was ranked as Angels #6 prospect by *Baseball America*...Was also rated by the publication as having the Best Fastball in Angels Organization.
- While pitching in college at the University of Tennessee, had a pitch clocked at 105.5 MPH on May 1, 2022 vs. Auburn, which was fastest recorded pitch speed in college baseball history.

SHUTOUT STREAKS

Most consecutive scoreless innings
by Angels rookies

| Player (Year) | Scoreless Innings |
|-----------------------|-------------------|
| Bob Lee (1964) | 27.0 |
| Matt Shoemaker (2014) | 23.1 |
| Paul Hartzell (1976) | 23.0 |
| Lloyd Allen (1971) | 23.0 |
| Ken Tatum (1969) | 23.0 |
| Ben Joyce (2024) | 22.2 |



RHP

BEN JOYCE

MAJOR LEAGUE SUMMARY

2023

- Contract selected by **Angels**, May 28...Made Major League debut May 29, 2023 at Chicago (A.L.).
- Went 1-1 with a 5.40 ERA (10 IP - 6 ER) with 10 strikeouts in 12 appearances in 2023.
- Pitched six consecutive scoreless innings from Sept. 10 - Sept. 27 (6 G) after rejoining active roster on Sept. 10.
- Only surrendered runs in two of 12 outings.
- Missed 78 games on IL due to ulnar neuritis...Made two appearances on rehab assignment with Low-A **Inland Empire**.
- Recorded first Major League win June 7 vs. Chicago (N.L.) in Angel Stadium debut.
- Recorded first career strikeout on 101.8 MPH pitch vs. Gavin Sheets; second fastest pitch for first career strikeout in the Statcast era (102.4 MPH by Julian Fernandez (COL) on 9/5/21 vs. ATL).

FASTEST STRIKEOUT PITCHES

In Pitch Tracking Era (since 2008)

| Player | Date | Pitch (MPH) |
|-----------------------|-----------------|-------------|
| Ben Joyce (LAA) | 9/3/24 vs. LAD | 105.5 |
| Ben Joyce (LAA) | 8/3/24 vs. NYM | 104.7 |
| Aroldis Chapman (PIT) | 8/7/24 vs. SD | 104.7 |
| Ben Joyce (LAA) | 8/31/24 vs. SEA | 104.4 |
| Aroldis Chapman (CHC) | 8/7/16 at OAK | 104.4 |

CAREER TRANSACTIONS

- July 18, 2022...Selected by **Angels** in third round of First-Year Player Draft (signed Aug. 2, 2022).

PERSONAL/MISC

- Benjamin Alan Joyce...On Twitter: @benjoyce08.
- Represented Angels at a "Rally Readers" event on June 18, 2024 at the Anaheim Public Library - Central Branch, reading books to local children in attendance.
- At University of Tennessee, completed his bachelor's degree in Finance in May 2022...Named to 2022 NCBWA All-American 3rd Team and Spring SEC Academic Honor Roll.
- Nicknamed "The Volunteer Fireman"...Wore orange and white checkerboard cleats featuring the nickname during 2024 Players' Weekend.
- Did not pitch during 2021 season while recovering from Tommy John surgery.
- Attended Walters State Community College (Morristown, TN) from 2019-20 before transferring to University of Tennessee.
- Graduate of Farragut HS (Knoxville, TN)...Helped lead Admirals to state playoffs as a senior in 2018 and reached 100 MPH with his fastball during high school career.
- Has an identical twin brother, Zach, who was selected by the Angels in the 2023 First-Year Player Draft.
- Originally signed by Angels scout Joel Murrie.

CAREER FIELDING

| POS | PCT | G | PO | A | E | TC | DP | PK |
|-----|------|----|----|---|---|----|----|----|
| P | .800 | 43 | 3 | 1 | 1 | 5 | 0 | 0 |



INFILDER

NIKO KAVADAS



20

BATS
LEFTTHROWS
RIGHTHEIGHT
6-1WEIGHT
235

BORN: OCT. 27, 1998

BIRTHPLACE: SOUTH BEND, IN

MLB SERVICE: 45 DAYS

ACQUIRED: FROM BOSTON WITH OF MATTHEW LUGO, RHP RYAN ZEFERJAHN,
AND RHP YEFERSON VARGAS FOR RHP LUIS GARCÍA, JULY 30, 2024

SIGNED THRU: 2025; UNDER CLUB CONTROL; 0/3 OPTIONS USED

OPENING DAY AGE: 26

RESIDES: SOUTH BEND, IN

KAVADAS' LIFETIME PLAYING RECORD

| Year | Club | AVG | G | AB | R | H | 2B | 3B | HR | RBI | SH | SF | HBP | BB | IBB | SO | SB | CS | GDP | SLG | OBP | E |
|--------------|-------------|------|-----|------|-----|-----|----|----|----|-----|----|----|-----|-----|-----|-----|----|----|-----|------|------|----|
| 2021— | FCL Red Sox | .227 | 8 | 22 | 4 | 5 | 2 | 0 | 1 | 2 | 0 | 0 | 0 | 7 | 0 | 6 | 0 | 0 | 0 | .455 | .414 | 2 |
| | Salem | .286 | 7 | 21 | 6 | 6 | 2 | 0 | 1 | 4 | 0 | 0 | 0 | 8 | 0 | 7 | 0 | 0 | 0 | .524 | .483 | 0 |
| 2022— | Salem | .286 | 59 | 192 | 35 | 55 | 18 | 1 | 14 | 48 | 0 | 2 | 6 | 54 | 0 | 70 | 1 | 1 | 1 | .609 | .453 | 2 |
| | Greenville | .308 | 37 | 120 | 27 | 37 | 4 | 0 | 10 | 28 | 0 | 2 | 7 | 32 | 1 | 42 | 0 | 0 | 3 | .592 | .472 | 5 |
| | Portland | .222 | 24 | 81 | 9 | 18 | 3 | 0 | 2 | 10 | 0 | 0 | 3 | 16 | 1 | 40 | 0 | 0 | 0 | .333 | .370 | 1 |
| 2023— | Portland | .204 | 69 | 221 | 35 | 45 | 8 | 0 | 14 | 42 | 0 | 4 | 5 | 63 | 1 | 110 | 2 | 0 | 2 | .430 | .386 | 0 |
| | Worcester | .209 | 48 | 148 | 27 | 31 | 8 | 0 | 8 | 27 | 0 | 2 | 2 | 35 | 0 | 62 | 0 | 0 | 2 | .426 | .364 | 4 |
| 2024— | Worcester | .281 | 83 | 263 | 57 | 74 | 20 | 0 | 17 | 63 | 0 | 4 | 10 | 58 | 0 | 112 | 0 | 1 | 4 | .551 | .424 | 5 |
| | Salt Lake | .159 | 11 | 44 | 4 | 7 | 2 | 0 | 2 | 4 | 0 | 2 | 0 | 4 | 0 | 18 | 0 | 0 | 1 | .341 | .229 | 0 |
| | LAA | .183 | 30 | 93 | 11 | 17 | 2 | 0 | 4 | 8 | 0 | 0 | 2 | 11 | 0 | 41 | 1 | 0 | 0 | .333 | .283 | 0 |
| MAJOR TOTALS | | .183 | 30 | 93 | 11 | 17 | 2 | 0 | 4 | 8 | 0 | 0 | 2 | 11 | 0 | 41 | 1 | 0 | 0 | .333 | .283 | 0 |
| MINOR TOTALS | | .250 | 346 | 1112 | 204 | 278 | 67 | 1 | 69 | 228 | 0 | 14 | 33 | 277 | 3 | 467 | 3 | 2 | 13 | .498 | .409 | 19 |

2024 SEASON

- ◆ Began season with Triple-A **Worcester** and set career highs with a .281 (74/263) average and .975 OPS with 20 doubles and 17 home runs in 83 games.
- ◆ Acquired by Angels in a package with minor league OF Matthew Lugo, RHP Ryan Zeferjahn, and RHP Yeferson Vargas for RHP Luis García on July 30.
- ◆ Played in 11 games for Triple-A **Salt Lake** before contract was selected by **Angels** on Aug. 16...Made Major League debut Aug. 16 against Atlanta.
- ◆ Logged first career hit, home run, and RBI off of Toronto RHP Tommy Nance on Aug. 22.
- ◆ Played in 30 games for Halos in first MLB action and compiled 17 hits, 11 runs scored, six extra-base hits, and eight RBI with one stolen base.
- ◆ Recorded 12 hits across last 15 games after having five hits in first 15 games...Logged four multi-hit games.

CAREER HIGHLIGHTS

- ◆ Made Major League debut Aug. 16, 2024 vs. Atlanta...Collected first career Major League hit and home run on Aug. 22 against Blue Jays RHP Tommy Nance.
- ◆ Named 2022 MiLB.com Organization All-Star, 2022 Carolina League Post-Season All-Star, and 2022 *Baseball America* Low Class A All-Star...Took home Carolina Player of the Month honors for June 2022, and was named Carolina League Player of the Week for the week of June 19, 2022.

CAREER TRANSACTIONS

- ◆ July 13, 2021...Selected by **Red Sox** in 11th round of First-Year Player Draft.
- ◆ July 30, 2024...Traded by **Red Sox** with OF Matthew Lugo, RHP Ryan Zeferjahn, and RHP Yeferson Vargas to **Angels** for RHP Luis García.

PERSONAL/MISC

- ◆ Nikolas Siade Kavadas (kuh-VAH-dis)...Twitter: @NikoKavadas
- ◆ Played 4 seasons at the University of Notre Dame (2018-21)...Was named a Golden Spikes Award and Dick Howser Award semifinalist in 2021...Also named a *Baseball America* First Team All-American and First Team All-ACC in 2021.
- ◆ Played for Harwich in the Cape Cod Baseball League in 2019...Named a CCBL All-Star, batted .274 (33-for-131) with 9 HR and 33 RBI in 40 games.
- ◆ Graduated from Penn High School (Mishawaka, IN)...Grew up a Chicago Cubs fan.
- ◆ Signed by Red Sox scout Danny Watkins.



INFIELDER

CARTER KIEBOOM



17

BATS
RIGHTTHROWS
RIGHTHEIGHT
6-2WEIGHT
210

BORN: SEPT. 3, 1997

BIRTHPLACE: MARIETTA, GA

MLB SERVICE: 2 YEARS, 168 DAYS

ACQUIRED: SIGNED AS MINOR LEAGUE FREE AGENT, DEC. 6, 2024

SIGNED THRU: 2025; UNDER CLUB CONTROL; 3/3 OPTIONS USED

OPENING DAY AGE: 27

RESIDES: MARIETTA, GA

NON-ROSTER INVITEE

KIEBOOM'S LIFETIME PLAYING RECORD

| Year | Club | AVG | G | AB | R | H | 2B | 3B | HR | RBI | SH | SF | HBP | BB | IBB | SO | SB | CS | GDP | SLG | OBP | E |
|--------------|------------------------|------|-----|------|-----|-----|-----|----|----|-----|----|----|-----|-----|-----|-----|----|----|-----|------|------|----|
| 2016— | GCL Nationals | .244 | 36 | 135 | 22 | 33 | 8 | 4 | 4 | 25 | 0 | 3 | 5 | 12 | 0 | 43 | 1 | 2 | 4 | .452 | .323 | 9 |
| 2017— | Hagerstown | .296 | 48 | 179 | 36 | 53 | 12 | 0 | 8 | 26 | 0 | 0 | 3 | 28 | 3 | 40 | 2 | 2 | 4 | .497 | .400 | 7 |
| | GCL Nationals | .417 | 6 | 12 | 1 | 5 | 3 | 0 | 0 | 5 | 0 | 0 | 1 | 3 | 0 | 0 | 0 | 0 | 0 | .667 | .563 | 2 |
| | Auburn | .250 | 7 | 28 | 4 | 7 | 1 | 0 | 1 | 4 | 0 | 0 | 0 | 1 | 0 | 2 | 1 | 0 | 1 | .393 | .276 | 2 |
| 2018— | Potomac | .298 | 61 | 245 | 48 | 73 | 15 | 0 | 11 | 46 | 0 | 3 | 1 | 36 | 0 | 50 | 6 | 1 | 5 | .494 | .386 | 14 |
| | Harrisburg | .262 | 62 | 248 | 36 | 65 | 16 | 1 | 5 | 23 | 0 | 1 | 2 | 22 | 0 | 59 | 3 | 1 | 5 | .395 | .326 | 12 |
| 2019— | Fresno | .303 | 109 | 412 | 79 | 125 | 24 | 3 | 16 | 79 | 0 | 5 | 9 | 68 | 1 | 100 | 5 | 2 | 11 | .493 | .409 | 16 |
| | WASHINGTON | .128 | 11 | 39 | 4 | 5 | 0 | 0 | 2 | 2 | 0 | 0 | 0 | 4 | 1 | 16 | 0 | 0 | 0 | .282 | .209 | 4 |
| 2020— | WASHINGTON | .202 | 33 | 99 | 15 | 20 | 1 | 0 | 0 | 9 | 0 | 1 | 5 | 17 | 0 | 33 | 0 | 1 | 6 | .212 | .344 | 3 |
| 2021— | WASHINGTON | .207 | 62 | 217 | 26 | 45 | 6 | 0 | 6 | 20 | 0 | 2 | 5 | 25 | 2 | 62 | 0 | 0 | 9 | .318 | .301 | 6 |
| | Rochester | .237 | 44 | 148 | 26 | 35 | 7 | 0 | 5 | 23 | 0 | 0 | 7 | 26 | 0 | 31 | 1 | 1 | 7 | .385 | .376 | 3 |
| 2022— | | | | | | | | | | | | | | | | | | | | | | |
| | INJURED - DID NOT PLAY | | | | | | | | | | | | | | | | | | | | | |
| 2023— | Harrisburg (1) | .250 | 4 | 12 | 1 | 3 | 0 | 0 | 0 | 1 | 0 | 0 | 0 | 4 | 0 | 6 | 1 | 0 | 0 | .250 | .438 | 0 |
| | Rochester | .264 | 34 | 140 | 24 | 37 | 6 | 1 | 5 | 23 | 0 | 0 | 2 | 19 | 0 | 34 | 1 | 1 | 1 | .429 | .360 | 2 |
| | Wilmington (1) | .188 | 6 | 16 | 1 | 3 | 0 | 0 | 1 | 1 | 0 | 0 | 0 | 3 | 0 | 5 | 0 | 0 | 0 | .375 | .316 | 0 |
| | WASHINGTON | .207 | 27 | 87 | 12 | 18 | 2 | 0 | 4 | 11 | 0 | 0 | 1 | 6 | 0 | 62 | 0 | 0 | 2 | .368 | .266 | 2 |
| 2024— | Rochester | .265 | 91 | 306 | 53 | 81 | 16 | 0 | 7 | 42 | 0 | 3 | 4 | 46 | 0 | 72 | 3 | 2 | 13 | .386 | .365 | 7 |
| MAJOR TOTALS | | .199 | 133 | 442 | 57 | 88 | 9 | 0 | 12 | 42 | 0 | 3 | 11 | 52 | 3 | 138 | 0 | 1 | 17 | .301 | .297 | 15 |
| MINOR TOTALS | | .276 | 508 | 1881 | 331 | 520 | 108 | 9 | 63 | 298 | 0 | 15 | 34 | 268 | 4 | 442 | 24 | 12 | 51 | .444 | .374 | 74 |

(1) rehab assignment

Disabling Injuries: 2023 — Right shoulder impingement; disabled Mar. 30 (retro to Mar. 27) - May 7

2022 — Right forearm injury; disabled Mar. 21 - end of season

2024 SEASON

- ◆ Appeared in 91 games for Triple-A **Rochester**, and batted .265 (81/306) with 53 runs scored, 16 doubles, seven home runs, 42 RBI, and an .751 OPS.
- ◆ Ended the season with a .280 (14/50) average in August, which included an 11-game hitting streak from Aug. 14-27.
- ◆ Hit seven home runs, his most in a season since hitting 16 with Triple-A Fresno in 2019.
- ◆ Missed time on the MiLB injured list from Sept. 6-26.

CAREER HIGHLIGHTS

- ◆ Made two Opening Day rosters with Washington (2021, 2020).
- ◆ Made Major League debut April 26, 2019 against San Diego and homered against RHP Craig Stammen for his first Major League hit in his third at-bat.
- ◆ Represented the Washington Nationals at the MLB Futures Game in 2018 and 2019.
- ◆ Recorded 11 assists on Aug. 14, 2020 at Baltimore, the most by a third baseman in Nationals history (2005-pres.) and tied for the most in a single game in MLB history.
- ◆ Logged first career walk-off hit on Sept. 6, 2021 vs. New York (N.L.), a single off Edwin Díaz in the bottom of the 9th inning.



NOTABLE MINOR LEAGUE AWARDS AND HONORS

- ◆ **2019** Futures Game Selection...MiLB.com Organization All-Star...Pacific Coast League Post-Season All-Star.
- ◆ **2018** Futures Game Selection...MiLB.com Organization All-Star...*MLB Pipeline* Nationals Hitter of the Year... Arizona Fall League Rising Star...Carolina League Mid-Season All-Star...Carolina League Player of the Week (May 13).
- ◆ **2017** MiLB.com Organization All-Star.

CAREER TRANSACTIONS

- ◆ June 9, 2016...Selected by **Nationals** in first round (28th overall) of First-Year Player Draft.
- ◆ Dec. 6, 2024...Signed by **Angels** as minor league free agent.

PERSONAL/MISC

- ◆ Carter Alswinn Kieboom.
- ◆ Brother of Spencer Kieboom, who played for Washington in 2016 & 2018...His other brother, Trevor, is a MLB Certified Agent.
- ◆ Underwent Tommy John surgery in May 2022.
- ◆ Graduated from Walton HS (Murietta, GA)...Signed a National Letter of Intent to play baseball at Clemson University.
- ◆ Originally signed by Nationals scout Eric Robinson.

CAREER FIELDING

| POS | PCT | G | PO | A | E | TC | DP |
|-----|------|-----|----|-----|----|-----|----|
| 3B | .960 | 117 | 72 | 195 | 11 | 278 | 14 |
| SS | .900 | 40 | 15 | 21 | 4 | 40 | 4 |





LHP

YUSEI KIKUCHI



16

BATS
LEFTTHROWS
LEFTHEIGHT
6-1WEIGHT
215

BORN: JUNE 17, 1991

BIRTHPLACE: MORIOKA, JAPAN

MLB SERVICE: 6 YEARS

ACQUIRED: SIGNED AS A MAJOR LEAGUE FREE AGENT, NOV. 27, 2024

SIGNED THRU: 2027; SIGNED THREE-YEAR CONTRACT, NOV. 27, 2024

OPENING DAY AGE: 33

RESIDES: TOKYO, JAPAN

KIKUCHI'S LIFETIME PITCHING RECORD

| Year | Club | W-L | ERA | G | GS | CG | GF | SHO | SV | IP | H | R | ER | HR | HB | BB | IBB | SO | WP | BK | BAA |
|--------------|-------------|--------|-------|-----|-----|----|----|-----|----|--------|-----|-----|-----|-----|----|-----|-----|-----|----|----|------|
| 2011— | Seibu | 4-1 | 4.14 | 10 | 9 | 0 | 2 | 0 | 0 | 54.1 | 63 | 26 | 25 | 6 | 3 | 8 | 0 | 24 | 1 | 0 | - |
| 2012— | Seibu | 4-3 | 3.10 | 14 | 12 | 0 | 1 | 0 | 1 | 81.1 | 75 | 34 | 28 | 5 | 1 | 25 | 0 | 57 | 3 | 0 | - |
| 2013— | Seibu | 9-4 | 1.92 | 17 | 17 | 3 | 0 | 3 | 0 | 108.0 | 79 | 28 | 23 | 5 | 3 | 44 | 0 | 92 | 2 | 0 | - |
| 2014— | Seibu | 5-11 | 3.54 | 23 | 23 | 1 | 0 | 0 | 0 | 139.2 | 133 | 61 | 55 | 9 | 5 | 78 | 0 | 111 | 7 | 1 | - |
| 2015— | Seibu | 9-10 | 2.84 | 23 | 21 | 0 | 0 | 0 | 0 | 133.0 | 97 | 48 | 42 | 9 | 2 | 55 | 1 | 122 | 5 | 1 | - |
| 2016— | Seibu | 12-7 | 2.58 | 22 | 22 | 2 | 0 | 0 | 0 | 143.0 | 117 | 51 | 41 | 7 | 2 | 67 | 0 | 127 | 3 | 0 | - |
| 2017— | Seibu | ★16-6 | 1.97★ | 26 | 26 | 6 | 0 | 4 | 0 | 187.2★ | 122 | 49 | 41 | 16 | 6 | 49 | 0 | 217 | 6 | 0 | - |
| 2018— | Seibu | 14-4 | 3.08 | 23 | 23 | 1 | 0 | 0 | 0 | 163.2 | 124 | 59 | 56 | 16 | 4 | 45 | 1 | 153 | 7 | 0 | - |
| 2019— | SEATTLE | 6-11 | 5.46 | 32 | 32 | 1 | 0 | 1 | 0 | 161.2 | 195 | 109 | 98 | 36 | 6 | 50 | 0 | 116 | 5 | 1 | .295 |
| 2020— | SEATTLE | 2-4 | 5.17 | 9 | 9 | 0 | 0 | 0 | 0 | 47.0 | 41 | 27 | 27 | 3 | 0 | 20 | 0 | 47 | 3 | 0 | .238 |
| 2021— | SEATTLE | 7-9 | 4.41 | 29 | 29 | 0 | 0 | 0 | 0 | 157.0 | 145 | 82 | 77 | 27 | 5 | 62 | 0 | 163 | 6 | 0 | .243 |
| 2022— | TORONTO | 6-7 | 5.19 | 32 | 20 | 0 | 4 | 0 | 1 | 100.2 | 93 | 67 | 58 | 23 | 9 | 58 | 0 | 124 | 3 | 0 | .243 |
| | Buffalo (1) | 1-0 | 0.00 | 1 | 1 | 0 | 0 | 0 | 0 | 5.0 | 2 | 0 | 0 | 0 | 0 | 3 | 0 | 4 | 0 | 0 | .133 |
| 2023— | TORONTO | 11-6 | 3.86 | 32 | 32 | 0 | 0 | 0 | 0 | 167.2 | 165 | 78 | 72 | 27 | 4 | 48 | 0 | 181 | 7 | 0 | .255 |
| 2024— | TORONTO | 4-9 | 4.75 | 22 | 22 | 0 | 0 | 0 | 0 | 115.2 | 125 | 63 | 61 | 17 | 2 | 30 | 0 | 130 | 2 | 0 | .272 |
| | HOUSTON | 5-1 | 2.70 | 10 | 10 | 0 | 0 | 0 | 0 | 60.0 | 42 | 22 | 18 | 8 | 0 | 14 | 0 | 76 | 2 | 0 | .188 |
| MAJOR TOTALS | | 141-47 | 4.57 | 166 | 154 | 1 | 4 | 1 | 1 | 809.2 | 806 | 448 | 411 | 141 | 26 | 282 | 0 | 837 | 28 | 1 | .257 |
| JAPAN TOTALS | | 73-46 | 2.77 | 158 | 153 | 13 | 3 | 7 | 1 | 1010.2 | 810 | 356 | 311 | 73 | 26 | 371 | 2 | 903 | 34 | 2 | - |
| MINOR TOTALS | | 1-0 | 0.00 | 1 | 1 | 0 | 0 | 0 | 0 | 5.0 | 2 | 0 | 0 | 0 | 0 | 3 | 0 | 4 | 0 | 0 | .133 |

★ led or tied for league lead

(1) rehab assignment

Disabling Injuries: 2022 — Neck strain; disabled July 7 - July 28

2021 — Disabled July 11 - July 12

2024 SEASON

- ◆ Began sixth Major League season and third with **Blue Jays**...Went 4-9 with a 4.75 ERA (115.2 IP - 61 ER) and 130 strikeouts across 22 starts with Toronto.
- ◆ Struck out a career-high 13 batters on July 9 at SF...Notched double-digit strikeouts in three starts in 2024 (also, Aug. 2 vs. TB and Aug. 31 vs. KC).
- ◆ Traded from Blue Jays to **Astros** on July 29, 2024 in exchange for RHP Jake Bloss, OF Joey Loperfido, and INF Will Wagner.
- ◆ Went 5-1 with a 2.70 ERA (60 IP - 18 ER) and 76 strikeouts in 10 starts with Houston; Kikuchi's 76 strikeouts tied for the fourth-most in Astros history through a player's first 10 appearances with the club (Roger Clemens, 2004).
- ◆ Set a franchise record by pitching the Astros to nine consecutive team wins through his first nine starts with the Club.
- ◆ Tied Astros franchise record by striking out eight consecutive batters on Aug. 2 vs. TB; Also became first pitcher in MLB history to strike out eight consecutive hitters in a team debut...Became the fifth player in Astros history to strike out 11+ batters in their debut with the team.
- ◆ Finished the season 9-10 with a 4.05 ERA (175.2 IP - 79 ER) and 206 strikeouts combined across his time with Toronto and Houston...Finished third in the American League in strikeouts per 9.0 innings (10.55), fifth in strikeouts (206), and sixth in strikeout-to-walk ratio (4.68).
- ◆ Became 12th Japanese-born pitcher to record at least 200 strikeouts in a single season...Kikuchi's 206 punchouts in 2024 rank 10th all-time for a Japanese-born pitcher.



CAREER HIGHLIGHTS

- ◆ Named 2021 American League All-Star.
- ◆ Made Major League debut on March 21, 2019 in the Japan Opening Series between the Mariners and Athletics, and became the first Japanese-born pitcher to make his MLB debut in Japan.
- ◆ Threw first MLB complete game shutout on August 18, 2019 at TOR, and pitched 9.0 scoreless innings and allowed just two hits and a walk with eight strikeouts.
- ◆ Led NPB Pacific League with 16 wins (tied), 187.2 innings pitched, and a 1.97 ERA in 2017 and ranked second in strikeouts (217) and strikeouts per 9.0 innings (10.4).
- ◆ Three-time NPB All-Star (2013, 2017, 2018)...NPB Best Nine in 2017 & 2018.

ANGELS FROM JAPAN

Shigetoshi Hasegawa (1997-2001)
Hideki Matsui (2010)
Hisanori Takahashi (2011-12)
Shohei Ohtani (2018-2023)
Junichi Tazawa (2018)
Yusei Kikuchi (2025-present)

MAJOR LEAGUE SUMMARY

2023

- ◆ Began fifth Major League season and second with **Blue Jays**...Set career highs in wins (11), innings pitched (167.2), ERA (3.86), WHIP (1.27), and strikeouts (181), and matched career high with 32 starts (also, 2019).
- ◆ Named Blue Jays Most Improved Player by the Toronto Chapter of the BBWAA.
- ◆ Picked up the win in his season debut on April 4 at KC, tossing 5.0 innings of one-run ball with three hits, a walk, and two strikeouts...Was first start since Aug. 15, 2022 vs. BAL, and his first win as a starter since July 28, 2022 vs. DET.
- ◆ Logged 500th MLB strikeout on May 30 vs. MIL against Joey Wiemer...Became ninth Japanese-born player to record 500 strikeouts and 500.0 innings pitched in Major League Baseball.
- ◆ Allowed one earned run or fewer in six straight starts from July 16 to Aug. 15, which tied with Dave Stieb (Sept. 13, 1988 - Apr. 10, 1989) and Hyun Jin Ryu (Aug. 5 - Sept. 2, 2020) for the longest streak in team history.

2022

- ◆ Made **Blue Jays** debut in fourth Major League season...Over 20 starts, went 4-7 with a 5.25 ERA (82.1 IP - 48 ER).
- ◆ Earned first win as a Blue Jay on May 4 vs. NYY, and tossed six innings of one-run ball on three hits and one walk with seven strikeouts in first quality start of the season...Induced a season-high 15 swing-and-misses.
- ◆ Notched 400th career strikeout on June 30 vs. TB, becoming the 15th Japan-born player to reach the milestone.
- ◆ Went on the injured list with a neck strain from July 7-28.
- ◆ Moved to the bullpen in mid-August and went 2-0 with a 4.91 ERA (18.1 IP - 10 ER) in 12 relief appearances.
- ◆ Earned first career Major League save on Sept. 30 vs. BOS.

2021

- ◆ Finished third Major League season with **Mariners** with a 7-9 record and 4.41 ERA (157.0 IP - 77 ER) with 124 strikeouts.
- ◆ Named an American League All-Star for the first time in his career after posting a 3.48 ERA (98.1 IP - 38 ER) in 16 first half starts...From Apr. 29 to July 1, went 6-2 with a 2.33 ERA (69.2 IP - 18 ER) and 73 strikeouts across 11 starts.
- ◆ Became the 14th Japanese-born player to be selected for the Midsummer Classic.
- ◆ Recorded a career-best streak of six quality starts from April 29-May 30, a streak ended when Kikuchi was forced to leave the game on June 5 at LAA after being hit with a comebacker, having tossed just 4.0 innings on 64 pitches.
- ◆ Won a career-best five consecutive decisions from May 24 to July 1...Over the seven-start run, was 5-0 with a 1.87 (43.1 IP - 9 ER) and 40 strikeouts...Included a four-start stretch from June 12 to July 1 in which he posted a 1.01 ERA and 24 strikeouts in 26.2 innings.

2020

- ◆ Finished second season with **Mariners** and went 2-4 with a 5.17 ERA (47.0 IP - 27 ER) with 47 strikeouts.
- ◆ Was one of 10 pitchers to make at least nine starts and allow no more than three home runs.
- ◆ Held opponents to a .190 batting average at T-Mobile Park, allowing just four extra-base hits with 24 strikeouts and a .513 OPS in four starts.

2019

- ◆ Made MLB debut with **Mariners** on Mar. 21 against Oakland at the Tokyo Dome in Japan (4.2 IP, 1 ER, 4 H, 1 BB, 3 SO)...Became the first Japanese-born player to make Major League debut in Japan.
- ◆ Earned his first Major League win on April 20 at LAA.
- ◆ His 32 starts tied for fourth-most by a rookie in Mariners history (also: Matt Young in 1983), and tied for the Major League lead among rookies in 2019 (also: Sandy Alcantara, Dakota Hudson, and Merrill Kelly).
- ◆ Finished the season with 116 strikeouts, sixth-most in club history by a Mariners rookie.
- ◆ Recorded first career complete game shutout on August 18 at TOR, and allowed just two hits and a walk with eight strikeouts...Became just the 13th pitcher (17th instance) in club history to throw a complete game shutout within his first 30 career appearances.



POSTSEASON SUMMARY

- ◆ Made MLB postseason debut in **2023** with Toronto, appearing in relief in Game 2 of the A.L. Wild Card Series at Minnesota.

WILD CARD TOTALS

| Year | Club, Opp. | W-L | ERA | G | GS | CG | SHO | SV | IP | H | R | ER | BB | SO |
|-------|------------|-----|------|---|----|----|-----|----|-----|---|---|----|----|----|
| 2023— | TOR, MIN | 0-0 | 5.40 | 1 | 0 | 0 | 0 | 0 | 1.2 | 3 | 1 | 1 | 1 | 0 |

PACIFIC LEAGUE (JAPAN) SUMMARY

- ◆ In **2018**, went 14-4 with a 3.08 ERA (163.2 IP - 56 ER) and 153 strikeouts in 23 starts for the Lions...Named to the NPB All-Star Team for the third time in his career (also: 2013 and 2017)...Earned double-digit wins (14) for third consecutive season.
- ◆ Led the Pacific League in wins (16) and ERA (1.97) in **2017**...Tossed a career-high 187.2 innings...Made 26 starts with Seibu, recording six complete games and four shutouts...Made second NPB All-Star Team and won Mistui Golden Glove Award.
- ◆ Reached double-digits in wins for the first time in his career in **2016**...In 22 starts with Seibu, worked two complete games and finished season with a 12-7 record and 2.58 ERA (143.0 IP - 41 ER).
- ◆ In **2015**, made 23 appearances (21 starts) with Seibu...Went 9-10 with a 2.84 ERA (133.0 IP - 42 ER) and 122 strikeouts.
- ◆ Made 23 starts with Seibu in **2014**, and posted a 3.54 ERA (139.2 IP - 55 ER) with 111 strikeouts.
- ◆ In **2013**, recorded three shutouts and allowed only five home runs over 17 starts with the Lions, and went 9-4 with a 1.92 ERA (108.0 IP - 23 ER)...Named to first career NPB All-Star Team.
- ◆ In **2012**, went 4-3 with a 3.10 ERA (81.1 IP - 28 ER) in 14 games (12 starts) in debut with Seibu's major league team.
- ◆ In **2011**, made his pro debut with Seibu's minor league team, going 4-1 with a 4.14 ERA (54.1 IP - 25 ER), 24 strikeouts, and eight walks in 10 games (nine starts)...Pitched for Melbourne in the Australian Winter League.

NOTABLE PACIFIC LEAGUE AWARDS AND HONORS

- ◆ **2018** Nippon Professional Baseball All-Star.
- ◆ **2017** Nippon Professional Baseball All-Star...Mitsui Golden Glove Award (Pitcher).
- ◆ **2013** Nippon Professional Baseball All-Star.

CAREER TRANSACTIONS

- ◆ June 10, 2015...Selected by **Seibu Lions** in first round of 2009 Nippon Professional Baseball Draft.
- ◆ Jan. 2, 2019...Signed by **Mariners** as international free agent.
- ◆ Mar. 14, 2022...Signed by **Blue Jays** to three-year contract.
- ◆ July 29, 2024...Traded by **Blue Jays** to **Astros** for RHP Jake Bloss, OF Joey Loperfido, and INF Will Wagner.
- ◆ Nov. 27, 2024...Signed by **Angels** to three-year contract.

PERSONAL/MISC

- ◆ Yusei Kikuchi (pronounced YOU-say key-KOO-chee).
- ◆ Resides for most of the offseason with his wife, Rumi, and son, Leo, in Arizona.
- ◆ Pitched for Hanamaki Higashi High School in Japan where he led his school to a runner-up finish at the National High School Baseball Championship (also known as Kōshien) in April 2009, and to the semifinals in August 2009.
- ◆ Opened a brand new baseball facility in Hanamaki called KOH (King of the Hill) in November 2024.

ALL-STAR GAME RECORD

| Year | Club, Site | W-L | ERA | G | GS | CG | GF | SHO | SV | IP | H | R | ER | HR | HB | BB | IBB | SO | WP | BK | BAA |
|-------|------------|-----|-----|---|----|----|----|-----|----|----|---|---|----|----|----|----|-----|----|----|----|-----|
| 2021— | A.L., COL | | | | | | | | | | | | | | | | | | | | |

DID NOT PLAY - INJURY REHAB

MAJOR LEAGUE HITTING TOTALS

| | AVG | AB | R | H | 2B | 3B | HR | RBI | SH | SF | HBP | BB | IBB | SO | SB | CS | GDP | SLG | OBP |
|--------|------|----|---|---|----|----|----|-----|----|----|-----|----|-----|----|----|----|-----|------|------|
| CAREER | .000 | 3 | 0 | 0 | 0 | 0 | 0 | 0 | 1 | 0 | 0 | 0 | 0 | 3 | 0 | 0 | 0 | .000 | .000 |

CAREER FIELDING

| POS | PCT | G | PO | A | E | TC | DP | PK |
|-----|------|-----|----|----|---|-----|----|----|
| P | .970 | 166 | 34 | 64 | 3 | 101 | 5 | 4 |

KIKUCHI'S CAREER HIGHS

SEASON


| | |
|------------|----------------------|
| Wins | 11 — 2023 |
| Losses | 11 — 2019 |
| ERA | 3.86 — 2023 |
| IP | 175.2 — 2024 |
| SO | 206 — 2024 |
| Win Streak | 7 — 9/16/22 - 5/7/23 |

GAME

| |
|------------------------------------|
| 13 — 7/9/24 at SFG |
| 9.0 — 8/18/19 at TOR |
| 7 — 5 times; last, 7/14/24 at ARI |
| 7 — 4 times; last, 7/14/24 at ARI |
| 6 — 9/18/20 at SD |
| 10 — 4 times; last 9/13/19 vs. CWS |

INFILDER

SCOTT KINGERY



13

BATS
RIGHTTHROWS
RIGHTHEIGHT
5-10WEIGHT
180

BORN: APR. 29, 1994

BIRTHPLACE: PHOENIX, AZ

MLB SERVICE: 3 YEARS, 51 DAYS

ACQUIRED: FROM PHILADELPHIA FOR CASH CONSIDERATIONS, NOV. 1, 2024

SIGNED THRU: 2025; UNDER CLUB CONTROL; 1/3 OPTIONS USED

OPENING DAY AGE: 30

RESIDES: TAMPA, FL

KINGERY'S LIFETIME PLAYING RECORD

| Year | Club | AVG | G | AB | R | H | 2B | 3B | HR | RBI | SH | SF | HBP | BB | IBB | SO | SB | CS | GDP | SLG | OBP | E |
|--------------|-------------------|------|-----|------|-----|-----|-----|----|----|-----|----|----|-----|-----|-----|-----|----|----|-----|------|------|----|
| 2015— | Lakewood | .250 | 66 | 252 | 43 | 63 | 9 | 2 | 3 | 21 | 2 | 3 | 7 | 18 | 0 | 43 | 11 | 1 | 11 | .337 | .314 | 4 |
| 2016— | Clearwater | .293 | 94 | 375 | 60 | 110 | 29 | 3 | 3 | 28 | 3 | 2 | 7 | 33 | 0 | 54 | 26 | 5 | 7 | .411 | .360 | 10 |
| | Reading | .250 | 37 | 156 | 16 | 39 | 7 | 0 | 2 | 18 | 1 | 3 | 1 | 5 | 0 | 36 | 4 | 2 | 2 | .333 | .273 | 1 |
| 2017— | Reading | .313 | 69 | 278 | 62 | 87 | 18 | 5 | 18 | 44 | 3 | 4 | 4 | 28 | 2 | 51 | 19 | 3 | 4 | .608 | .379 | 3 |
| | Lehigh Valley | .294 | 63 | 265 | 41 | 78 | 11 | 3 | 8 | 21 | 1 | 2 | 5 | 13 | 1 | 58 | 10 | 2 | 4 | .449 | .337 | 3 |
| 2018— | PHILADELPHIA | .226 | 147 | 452 | 55 | 102 | 23 | 2 | 8 | 35 | 0 | 5 | 3 | 24 | 1 | 126 | 10 | 3 | 2 | .338 | .267 | 13 |
| 2019— | PHILADELPHIA | .258 | 126 | 458 | 64 | 118 | 34 | 4 | 19 | 55 | 1 | 2 | 5 | 34 | 1 | 147 | 15 | 4 | 3 | .474 | .315 | 9 |
| | Lakewood (1) | .333 | 1 | 3 | 0 | 1 | 0 | 0 | 0 | 0 | 0 | 0 | 0 | 0 | 0 | 0 | 0 | 0 | 0 | .333 | .333 | 1 |
| | Reading (1) | .091 | 3 | 11 | 1 | 1 | 0 | 0 | 0 | 2 | 0 | 1 | 0 | 0 | 0 | 3 | 1 | 0 | 0 | .091 | .083 | 0 |
| 2020— | PHILADELPHIA | .159 | 36 | 113 | 12 | 18 | 5 | 0 | 3 | 6 | 1 | 0 | 1 | 9 | 0 | 35 | 0 | 0 | 1 | .283 | .228 | 5 |
| 2021— | PHILADELPHIA | .053 | 15 | 19 | 1 | 1 | 0 | 0 | 0 | 0 | 0 | 0 | 0 | 0 | 0 | 12 | 0 | 0 | 0 | .053 | .053 | 1 |
| | Lehigh Valley (1) | .181 | 23 | 72 | 11 | 13 | 4 | 2 | 0 | 5 | 0 | 2 | 1 | 13 | 0 | 27 | 3 | 0 | 1 | .292 | .307 | 2 |
| 2022— | Lehigh Valley | .230 | 95 | 305 | 51 | 70 | 14 | 4 | 7 | 34 | 4 | 1 | 2 | 54 | 0 | 108 | 18 | 2 | 1 | .371 | .348 | 8 |
| | PHILADELPHIA | - | 1 | 0 | 0 | 0 | 0 | 0 | 0 | 0 | 0 | 0 | 0 | 0 | 0 | 0 | 0 | 0 | 0 | - | - | 0 |
| 2023— | Lehigh Valley | .244 | 117 | 405 | 68 | 99 | 18 | 3 | 13 | 47 | 5 | 5 | 3 | 48 | 0 | 135 | 24 | 1 | 3 | .400 | .325 | 5 |
| 2024— | Lehigh Valley | .268 | 125 | 463 | 73 | 124 | 17 | 5 | 25 | 67 | 5 | 3 | 0 | 34 | 0 | 138 | 25 | 2 | 4 | .488 | .316 | 21 |
| MAJOR TOTALS | | .229 | 325 | 1042 | 132 | 239 | 62 | 6 | 30 | 96 | 2 | 7 | 9 | 67 | 2 | 320 | 25 | 7 | 6 | .387 | .280 | 28 |
| MINOR TOTALS | | .265 | 693 | 2585 | 426 | 685 | 127 | 27 | 79 | 287 | 24 | 26 | 30 | 246 | 3 | 653 | 25 | 2 | 37 | .427 | .333 | 58 |

(1) rehab assignment

Disabling Injuries: 2023 — Left thumb ligament tear; disabled Sept. 18 - end of season
 2021 — Concussion; disabled May 17 - June 7
 2020 — Back spasms; disabled Aug. 31 - Sept. 14
 Disabled July 1 (retro to June 30) - July 23
 2019 — Right hamstring strain; disabled April 20 - May 19

2024 SEASON

- ◆ Spent 10th professional season with Triple-A **Lehigh Valley**, and batted .268 (124/463) with 73 runs scored, 17 doubles, five triples, 25 home runs, 67 RBI, 25 stolen bases, and an .804 OPS in 125 games.
- ◆ .268 average was highest since batting .304 (165/543) in 2017...Hit at least 25 home runs for the second time in his career (also, 2017).
- ◆ Stole at least 20 bases for the fourth time (also, 2023, 2017, and 2016).

CAREER HIGHLIGHTS

- ◆ Made three Opening Day rosters with Philadelphia (2020, 2019, 2018).
- ◆ Made Major League debut March 30, 2018 at Atlanta and recorded first career hit against RHP Mike Foltynewicz.
- ◆ Among all N.L. rookies in 2018, ranked tied for third in stolen bases (10), fourth in doubles (23), fifth in hits (102) & runs (55), tied for fifth in multi-hit games (23), sixth in XBH (33), seventh in total bases (153) and tied for eighth in walks (24).
- ◆ Became the first MLB player in the modern era (since 1900) to hit his first career home run, grand slam and walk-off RBI in three straight games (no order of achievements).
- ◆ In 2018, had the most hits (75) by a Phillies rookie prior to the All-Star break since 2001, when Jimmy Rollins had 98.



INFIELDER

SCOTT KINGERY

NOTABLE MINOR LEAGUE AWARDS AND HONORS

- ◆ **2017** Futures Game Selection...MiLB.com Organization All-Star...Rawlings MiLB Gold Glove...*Baseball America* Double-A All-Star...Eastern League Player of the Month for May...Eastern League Player of the Week for week of May 21.
- ◆ **2016** Arizona Fall League Rising Stars...Florida State League Post-Season All-Star...Florida State League Mid-Season All-Star.

CAREER TRANSACTIONS

- ◆ June 8, 2015...Selected by **Phillies** in second round of First-Year Player Draft (signed June 16, 2015).
- ◆ March 25, 2018...Signed by **Phillies** to a six-year contract.
- ◆ Nov. 1, 2024...Traded by **Phillies** to **Angels** for cash considerations.

PERSONAL/MISC

- ◆ Scott M. Kingery...On X: @ScottyJtp4x.
- ◆ Nickname is Scotty Jetpacks.
- ◆ 2012 graduate of Mountain Pointe High School (AZ).
- ◆ Attended the University of Arizona...2015 Pac-12 Player of the Year...Named a 2015 First-Team All-American by *Baseball America*.
- ◆ Played in the 2006 Little League World Series and represented Phoenix, Arizona.
- ◆ In 2019, hosted the 3rd annual Puppapalooza in benefit of the PSPCA.
- ◆ Hobbies include reading, watching movies, and hiking.
- ◆ Originally signed by Phillies scout Brad Holland.

CAREER FIELDING

| POS | PCT | G | PO | A | E | TC | DP |
|-----|------|-----|-----|-----|----|-----|----|
| SS | .974 | 138 | 115 | 292 | 11 | 418 | 56 |
| OF | .982 | 92 | 159 | 3 | 3 | 165 | 2 |
| 3B | .946 | 52 | 33 | 90 | 7 | 130 | 14 |
| 2B | .955 | 48 | 63 | 87 | 7 | 157 | 31 |
| P | - | 1 | 0 | 0 | 0 | 0 | 0 |



GEORGE KLASSEN



86

BATS
RIGHTTHROWS
RIGHTHEIGHT
6-1WEIGHT
185

BORN: JAN. 26, 2002

OPENING DAY AGE: 23

BIRTHPLACE: WEST BEND, WI

RESIDES: PORT WASHINGTON, WI

ACQUIRED: FROM PHILADELPHIA WITH LHP SAM ALDEGHERI FOR RHP CARLOS ESTÉVEZ, JULY 27, 2024

SIGNED THRU: 2025; UNDER CLUB CONTROL; 0/3 OPTIONS USED

NON-ROSTER INVITEE

KLASSEN'S LIFETIME PITCHING RECORD

| Year | Club | W-L | ERA | G | GS | CG | GF | SHO | SV | IP | H | R | ER | HR | HB | BB | IBB | SO | WP | BK | BAA |
|--------------|---------------|-----|------|----|----|----|----|-----|----|------|----|----|----|----|----|----|-----|-----|----|----|------|
| 2024 | Clearwater | 2-0 | 0.71 | 9 | 9 | 0 | 0 | 0 | 0 | 38.0 | 21 | 4 | 3 | 1 | 1 | 12 | 0 | 57 | 3 | 0 | .160 |
| | Jersey Shore | 1-2 | 4.22 | 5 | 5 | 0 | 0 | 0 | 0 | 21.1 | 16 | 11 | 10 | 2 | 2 | 9 | 0 | 32 | 5 | 0 | .200 |
| | Inland Empire | 1-0 | 1.80 | 1 | 1 | 0 | 0 | 0 | 0 | 5.0 | 3 | 1 | 1 | 0 | 0 | 3 | 0 | 10 | 1 | 0 | .167 |
| | Rocket City | 2-3 | 5.65 | 7 | 7 | 0 | 0 | 0 | 0 | 28.2 | 24 | 18 | 18 | 2 | 0 | 22 | 0 | 36 | 6 | 0 | .240 |
| MINOR TOTALS | | 6-5 | 3.10 | 22 | 22 | 0 | 0 | 0 | 0 | 93.0 | 64 | 34 | 32 | 5 | 3 | 46 | 0 | 135 | 15 | 0 | .195 |

2024 SEASON

- ◆ Began first professional season in Phillies organization with Single-A **Clearwater**...Made nine starts and went 2-0 with a 0.71 ERA (38.0 IP - 3 ER) and 57 strikeouts...Did not allow an earned run in first four starts and shut out opponents in six of nine starts with Clearwater.
- ◆ Named Florida State League Pitcher of the Month for April and a FSL Post-Season All-Star.
- ◆ Promoted to High-A **Jersey Shore** on June 11 and went 1-2 with a 4.22 ERA (21.1 IP - 10 ER) and 32 strikeouts in five starts with the BlueClaws...Named South Atlantic League Pitcher of the Week for the week of June 23 after tossing five no-hit innings with two walks and eight strikeouts in June 22 win at Brooklyn.
- ◆ Traded to **Angels** from Phillies with LHP Sam Aldegheri for RHP Carlos Estévez on July 27.
- ◆ Briefly assigned to High-A **Tri-City** before being moved to Low-A **Inland Empire** on July 30...Made one start for 66ers at Modesto on Aug. 3 (W, 5.0 IP, 3 H, 1 ER, 3 BB, 10 SO).
- ◆ Promoted to Double-A **Rocket City** on Aug. 7 and finished season with Trash Pandas...Made seven starts and went 2-3 with a 5.65 ERA (28.2 IP - 18 ER) and 36 strikeouts...Named Southern League Pitcher of the Week for Week of Sept. 15 after earning the win at Chattanooga with six no-hit innings on one walk and a season-high 12 strikeouts on Sept. 14.
- ◆ Struck out at least seven hitters in 10 starts and recorded double-digit strikeouts in two outings (Aug. 3, Sept. 14).
- ◆ Across all levels, compiled a 6-5 record and 3.10 ERA (93.0 IP - 32 ER) with 135 strikeouts in 22 starts.

CAREER HIGHLIGHTS

- ◆ Enters 2025 ranked as the Angels #3 prospect and #2 pitcher by *MLB Pipeline*.
- ◆ Named Florida State League Pitcher of the Month for April 2024...Named 2024 Florida State League Post-Season All-Star...Named South Atlantic League Pitcher of the Week for week of June 23, 2024...Named Southern League Pitcher of the Week for week of Sept. 15, 2024.
- ◆ Made professional debut Apr. 6, 2024 with Single-A Clearwater at Bradenton.

CAREER TRANSACTIONS

- ◆ July 10, 2023...Selected by **Phillies** in sixth round of First-Year Player Draft.
- ◆ July 27, 2024...Traded by **Phillies** with LHP Sam Aldegheri to **Angels** for RHP Carlos Estévez.

PERSONAL/MISC

- ◆ George Edward Klassen.
- ◆ Attended University of Minnesota from 2021-2023...Went 1-9 with a 6.72 ERA (64.1 IP - 48 ER) and 57 strikeouts across two collegiate seasons (missed 2021 due to injury)...Named Big Ten Pitcher of the Week for Mar. 20, 2023.
- ◆ Originally signed by Phillies scout Derrick Ross.



RHP

JACK KOCHANOWICZ



41

BATS
LEFTTHROWS
RIGHTHEIGHT
6-7WEIGHT
220

BORN: DEC. 22, 2000

BIRTHPLACE: PHILADELPHIA, PA

MLB SERVICE: 63 DAYS

ACQUIRED: SELECTED IN THIRD ROUND OF 2019 FIRST-YEAR PLAYER DRAFT

SIGNED THRU: 2025; UNDER CLUB CONTROL; 1/3 OPTIONS USED

OPENING DAY AGE: 24

RESIDES: BALA CYNWYD, PA

KOCHANOWICZ'S LIFETIME PITCHING RECORD

| Year | Club | W-L | ERA | G | GS | CG | GF | SHO | SV | IP | H | R | ER | HR | HB | BB | IBB | SO | WP | BK | BAA |
|---|---------------|-------|------|----|----|----|----|-----|----|-------|-----|-----|-----|----|----|-----|-----|-----|----|----|------|
| 2019— | | | | | | | | | | | | | | | | | | | | | |
| 2020— | | | | | | | | | | | | | | | | | | | | | |
| DID NOT PLAY - Participated at Angels Alternate Training Site | | | | | | | | | | | | | | | | | | | | | |
| 2021— | Inland Empire | 4-2 | 6.91 | 20 | 18 | 0 | 0 | 0 | 0 | 83.1 | 102 | 72 | 64 | 12 | 3 | 35 | 0 | 73 | 10 | 0 | .297 |
| 2022— | Inland Empire | 4-4 | 4.99 | 17 | 9 | 0 | 1 | 0 | 0 | 57.2 | 57 | 36 | 32 | 6 | 3 | 18 | 0 | 53 | 5 | 0 | .253 |
| 2023— | Tri-City | 1-0 | 1.52 | 5 | 5 | 0 | 0 | 0 | 0 | 23.2 | 22 | 7 | 4 | 0 | 2 | 3 | 0 | 14 | 2 | 0 | .247 |
| | Rocket City | 4-5 | 6.53 | 16 | 16 | 1 | 0 | 0 | 0 | 70.1 | 81 | 54 | 51 | 15 | 9 | 22 | 0 | 55 | 3 | 0 | .290 |
| 2024— | Rocket City | 5-8 | 4.50 | 18 | 18 | 2 | 0 | 0 | 0 | 102.0 | 103 | 56 | 51 | 8 | 10 | 27 | 0 | 86 | 4 | 2 | .259 |
| | LAA | 2-6 | 3.99 | 11 | 11 | 0 | 0 | 0 | 0 | 65.1 | 68 | 30 | 29 | 7 | 8 | 10 | 1 | 25 | 1 | 0 | .275 |
| MAJOR TOTALS | | 2-6 | 3.99 | 11 | 11 | 0 | 0 | 0 | 0 | 65.1 | 68 | 30 | 29 | 7 | 8 | 10 | 1 | 25 | 1 | 0 | .275 |
| MINOR TOTALS | | 18-19 | 5.39 | 76 | 66 | 3 | 1 | 0 | 0 | 337.0 | 365 | 225 | 202 | 41 | 27 | 105 | 0 | 281 | 24 | 2 | .273 |

2024 SEASON

- ◆ Began year at Double-A **Rocket City** and ultimately made 18 starts across two stints with Trash Pandas...In final five starts before receiving first big league call-up, went 4-0 with a 1.85 ERA (34 IP - 7 ER) and 33 strikeouts, including two complete game victories.
- ◆ Made MLB debut with **Angels** July 11 vs. Seattle (L; 3.0 IP, 7 H, 5 R, 4 ER, 0 BB, 1 SO)...After two starts for Angels, returned to Rocket City for a pair of starts and ultimately rejoined Angels Aug. 11 for remainder of season.
- ◆ Registered quality starts in eight of 11 Major League games, including five straight from Aug. 11 - Sept. 5...First Angels pitcher with five consecutive quality starts since Shohei Ohtani had six straight from July 6 - Aug. 18, 2021...Third pitcher in Angels history to have a five-game quality start streak within his first seven career games, joining Jered Weaver (2006) and Tom Murphy (1968)...From August 11 through the end of the season, ranked second in Majors in quality starts (8), behind Zack Wheeler (9).
- ◆ Earned first Major League win on Aug. 11 at Washington (7.2 IP, 6 H, 2 ER, 1 BB, 2 SO)...He carried a shutout into the 8th inning before yielding two runs in his final frame.
- ◆ Ranked third among A.L. starters (min. 60 IP) with a 57.3% ground ball rate, behind Houston's Framber Valdez (60.8%) and Angels teammate José Soriano (60.3%)...Ranked fourth among A.L. starters (min. 60 IP) with a 3.8% walk rate.

NOTABLE MINOR LEAGUE AWARDS AND HONORS

- ◆ **2022** California League Pitcher of the Week (July 11-17)

CAREER TRANSACTIONS

- ◆ Selected by **Angels** in third round of 2019 First-Year Player Draft (signed June 19, 2019).

PERSONAL/MISC

- ◆ Jack Von Kochanowicz (pronounced ko-HAWN-o-wits) On Instagram: @JackKochanowicz.
- ◆ Attended Angels "Clinic in the Park" on Aug. 17, 2024 at The Great Park Baseball Stadium in Irvine, helping as a guest instructor to teach baseball and softball to local Little Leaguers.
- ◆ Graduate of Harriton HS (Bryn Mawr, PA)...First player ever to be drafted out of Harriton HS...Posted a 6-0 record and 0.31 ERA in 45 innings in his senior season.
- ◆ Committed to University of Virginia before being drafted by Angels.
- ◆ Originally signed by Angels scout Kennard Jones.

CAREER FIELDING

| POS | PCT | G | PO | A | E | TC | DP | PK |
|-----|-------|----|----|---|---|----|----|----|
| P | 1.000 | 11 | 3 | 7 | 0 | 10 | 1 | 0 |

CATCHER

DARIO LAVERDE



97

BATS
LEFTTHROWS
RIGHTHEIGHT
5-10WEIGHT
160

BORN: FEB. 26, 2005

BIRTHPLACE: CARACAS, VZ

ACQUIRED: SIGNED AS INTERNATIONAL FREE AGENT, JAN. 15, 2022

SIGNED THRU: 2025; UNDER CLUB CONTROL; 0/3 OPTIONS USED

OPENING DAY AGE: 20

RESIDES: CARACAS, VZ

NON-ROSTER INVITEE

LAVERDE'S LIFETIME PLAYING RECORD

| Year | Club | AVG | G | AB | R | H | 2B | 3B | HR | RBI | SH | SF | HBP | BB | IBB | SO | SB | CS | GDP | SLG | OBP | E |
|--------------|---------------|------|-----|-----|----|-----|----|----|----|-----|----|----|-----|----|-----|-----|----|----|-----|------|------|----|
| 2022— | DSL Angels | .298 | 45 | 151 | 35 | 45 | 4 | 6 | 0 | 28 | 0 | 2 | 7 | 21 | 1 | 19 | 9 | 4 | 2 | .404 | .403 | 5 |
| 2023— | ACL Angels | .306 | 43 | 134 | 23 | 41 | 9 | 4 | 1 | 32 | 0 | 4 | 1 | 28 | 0 | 31 | 7 | 3 | 2 | .455 | .419 | 4 |
| 2024— | Inland Empire | .277 | 57 | 213 | 28 | 59 | 10 | 4 | 2 | 21 | 0 | 2 | 4 | 27 | 1 | 56 | 0 | 0 | 4 | .390 | .366 | 3 |
| | ACL Angels | .349 | 18 | 63 | 5 | 22 | 5 | 1 | 0 | 10 | 1 | 1 | 1 | 4 | 0 | 11 | 1 | 1 | 3 | .460 | .391 | 0 |
| MINOR TOTALS | | .298 | 163 | 561 | 91 | 167 | 28 | 15 | 3 | 91 | 1 | 9 | 13 | 80 | 2 | 117 | 17 | 8 | 11 | .417 | .392 | 12 |

2024 SEASON

- ◆ Split season between Low-A **Inland Empire** and **ACL Angels** and batted a combined .293 (81/276) with 15 doubles, five triples, two home runs, and a .777 OPS in 75 games.
- ◆ Batted just .211 (12/57) through first 15 games with Low-A Inland Empire before being assigned to ACL Angels on May 1...Appeared in 18 games with ACL Angels and slashed .349/.391/.460 with five runs scored and 10 RBI before being promoted back to Inland Empire on June 20.
- ◆ Finished season with 66ers, and batted .301 (47/156) with a .801 OPS in final 42 games.
- ◆ Posted a .995 fielding percentage in 484.1 innings caught behind the plate in 2024.

CAREER HIGHLIGHTS

- ◆ Made professional debut June 6, 2022 for DSL Angels.
- ◆ Named an MiLB.com Organization All-Star in 2023.

CAREER TRANSACTIONS

- ◆ Jan. 15, 2022...Signed by **Angels** as international free agent.

PERSONAL/MISC

- ◆ Dario Sorocaima Laverde.
- ◆ Named by *Baseball America* as the Angels #16 prospect and third-ranked catcher in 2024.
- ◆ Signed by Angels scout Marlon Urdaneta.



LAVERDE



OUTFIELDER

MATTHEW LUGO



15

BATS
RIGHTTHROWS
RIGHTHEIGHT
6-1WEIGHT
190

BORN: MAY 9, 2001

OPENING DAY AGE: 23

BIRTHPLACE: MANATI, PR

RESIDES: BARCELONETA, PR

ACQUIRED: FROM BOSTON WITH INF NIKO KAVADAS, RHP RYAN ZEFERJAHN,
AND RHP YEFERSON VARGAS FOR RHP LUIS GARCÍA, JULY 30, 2024

SIGNED THRU: 2025; UNDER CLUB CONTROL; 0/3 OPTIONS USED

LUGO'S LIFETIME PLAYING RECORD

| Year | Club | AVG | G | AB | R | H | 2B | 3B | HR | RBI | SH | SF | HBP | BB | IBB | SO | SB | CS | GDP | SLG | OBP | E |
|---|-------------|------|-----|------|-----|-----|----|----|----|-----|----|----|-----|-----|-----|-----|----|----|-----|-------|------|----|
| 2019— | GCL Red Sox | .257 | 39 | 136 | 19 | 35 | 5 | 1 | 1 | 12 | 2 | 1 | 3 | 15 | 0 | 36 | 3 | 0 | 3 | .331 | .342 | 5 |
| | Lowell | .250 | 2 | 8 | 0 | 2 | 0 | 0 | 0 | 1 | 0 | 0 | 0 | 0 | 0 | 2 | 0 | 0 | 0 | .250 | .250 | 0 |
| 2020— <i>DID NOT PLAY - No Minor League Season</i> | | | | | | | | | | | | | | | | | | | | | | |
| 2021— | Salem | .270 | 105 | 418 | 61 | 113 | 21 | 3 | 4 | 50 | 1 | 5 | 7 | 38 | 0 | 94 | 15 | 4 | 12 | .364 | .338 | 35 |
| 2022— | Greenville | .288 | 114 | 466 | 76 | 134 | 25 | 10 | 18 | 78 | 0 | 3 | 7 | 35 | 0 | 100 | 20 | 7 | 8 | .500 | .344 | 27 |
| | Portland | .083 | 3 | 12 | 1 | 1 | 1 | 0 | 0 | 1 | 0 | 0 | 0 | 0 | 0 | 4 | 0 | 0 | 0 | .167 | .083 | 1 |
| 2023— | Portland | .242 | 83 | 289 | 37 | 70 | 23 | 1 | 5 | 37 | 1 | 4 | 5 | 19 | 0 | 89 | 8 | 4 | 4 | .381 | .297 | 10 |
| 2024— | Portland | .315 | 43 | 146 | 27 | 46 | 10 | 4 | 11 | 35 | 0 | 0 | 2 | 20 | 1 | 36 | 9 | 1 | 1 | .664 | .405 | 2 |
| | Worcester | .250 | 35 | 124 | 21 | 31 | 10 | 0 | 5 | 19 | 0 | 0 | 5 | 12 | 0 | 38 | 7 | 0 | 3 | .452 | .340 | 1 |
| | Salt Lake | .400 | 1 | 5 | 2 | 2 | 1 | 0 | 1 | 3 | 0 | 0 | 0 | 0 | 0 | 0 | 0 | 0 | 0 | 1.200 | .400 | 0 |
| MINOR TOTALS | | .271 | 425 | 1604 | 244 | 434 | 96 | 19 | 45 | 236 | 4 | 13 | 29 | 139 | 1 | 399 | 62 | 16 | 31 | .438 | .337 | 81 |

2024 SEASON

- ◆ Began season with Double-A **Portland** and slashed .315/.405/.664 with 10 doubles, four triples, and 11 home runs in 43 games.
- ◆ Promoted to Triple-A **Worcester** on June 4...Appeared in 35 games and batted .250 (31/124) with 15 extra-base hits and a .792 OPS.
- ◆ Acquired by Angels in a package with minor league INF Niko Kavadas, RHP Ryan Zeferjahn, and RHP Yeferson Vargas for RHP Luis García on July 30.
- ◆ Finished the year with Triple-A **Salt Lake**...Played in just one game before being placed on the injured list for the remainder of the season.

CAREER HIGHLIGHTS

- ◆ Named 2024 Eastern League Player of the Week for week of April 21.
- ◆ Ranked by *Baseball America* as the Angels #15 prospect and seventh-ranked position player entering 2025...Ranked by *MLB Pipeline* as Angels #12 prospect (#6 position player) in 2024.
- ◆ Named 2023 Puerto Rican Winter League Rookie of the Year.
- ◆ In 2022, led the South Atlantic League in hits (134), total bases (233), XBH (tied, 53), and triples (tied, 10).
- ◆ Named 2022 MiLB.com Organization All-Star...South Atlantic League Player of the Month for August...South Atlantic League Player of the Week for week of Aug. 21.

CAREER TRANSACTIONS

- ◆ June 3, 2019...Selected by **Red Sox** in second round of First-Year Player Draft.
- ◆ July 30, 2024...Traded by **Red Sox** with INF Niko Kavadas, RHP Ryan Zeferjahn, and RHP Yeferson Vargas to **Angels** for RHP Luis García.

PERSONAL/MISC

- ◆ Matthew Jabel Lugo...Instagram: @_matthewlugo.
- ◆ Nephew of MLB All-Star Carlos Beltrán and attended the Carlos Beltrán Baseball Academy in Puerto Rico.
- ◆ Played for Criollos de Caguas in the Puerto Rican Winter League in 2022-2023.
- ◆ Signed by Red Sox scout Edgar Pérez.

GARRETT McDANIELS



57

BATS
LEFTTHROWS
LEFTHEIGHT
6-3WEIGHT
185

BORN: DEC. 15, 1999

OPENING DAY AGE: 25

BIRTHPLACE: MARION, SC

RESIDES: MARION, SC

ACQUIRED: FROM LOS ANGELES (N.L.) IN RULE 5 DRAFT ON DEC. 11, 2024

SIGNED THRU: 2025; UNDER CLUB CONTROL; 0/3 OPTIONS USED

McDANIELS' LIFETIME PITCHING RECORD

| Year | Club | W-L | ERA | G | GS | CG | GF | SHO | SV | IP | H | R | ER | HR | HB | BB | IBB | SO | WP | BK | BAA |
|--------------|--------------|-----|-------|----|----|----|----|-----|----|------|----|----|----|----|----|----|-----|-----|----|----|------|
| 2022— | ACL Dodgers | 0-1 | 18.00 | 1 | 0 | 0 | 0 | 0 | 0 | 1.0 | 1 | 2 | 2 | 0 | 0 | 2 | 0 | 1 | 0 | 1 | .250 |
| 2023— | ACL Dodgers | 0-0 | 0.00 | 3 | 0 | 0 | 1 | 0 | 1 | 2.1 | 2 | 0 | 0 | 0 | 0 | 0 | 0 | 4 | 1 | 0 | .222 |
| | R. Cucamonga | 0-1 | 2.87 | 13 | 0 | 0 | 4 | 0 | 1 | 15.2 | 15 | 6 | 5 | 0 | 1 | 8 | 0 | 19 | 3 | 0 | .250 |
| 2022— | R. Cucamonga | 0-4 | 3.80 | 11 | 7 | 0 | 0 | 0 | 0 | 45.0 | 43 | 25 | 19 | 3 | 1 | 23 | 0 | 44 | 3 | 0 | .251 |
| | Great Lakes | 5-1 | 2.49 | 19 | 0 | 0 | 5 | 0 | 1 | 25.1 | 19 | 9 | 7 | 0 | 3 | 5 | 0 | 34 | 2 | 0 | .196 |
| | Tulsa | 0-0 | 0.00 | 2 | 0 | 0 | 0 | 0 | 0 | 3.0 | 2 | 1 | 0 | 0 | 0 | 1 | 0 | 6 | 1 | 0 | .167 |
| MINOR TOTALS | | 5-7 | 3.22 | 49 | 7 | 0 | 10 | 0 | 3 | 92.1 | 82 | 43 | 33 | 3 | 5 | 39 | 0 | 108 | 10 | 1 | .232 |

2024 SEASON

- ◆ Split season between Low-A **Rancho Cucamonga**, High-A **Great Lakes**, and Double-A **Tulsa** in the Dodgers system...Went a combined 5-5 with a 3.19 ERA (73.1 IP - 26 ER) and 84 strikeouts in 32 games across all three levels in 2024.
- ◆ Posted a 3.80 ERA (45.0 IP - 19 ER) with 44 strikeouts in 11 appearances (seven starts) with Low-A Rancho Cucamonga before being promoted to High-A Great Lakes on June 25...Went 0-3 with a 3.41 ERA (29.0 IP - 11 ER) and 23 strikeouts in seven games as a starter.
- ◆ Went 5-1 with a 2.49 ERA (25.1 IP - 7 ER) and 34 strikeouts in 19 relief appearances with High-A Great Lakes...Promoted to Double-A Tulsa on Sept. 13 and appeared in two games to end the season.

CAREER HIGHLIGHTS

- ◆ Made professional debut Aug. 23, 2022 with ACL Dodgers at ACL White Sox.

CAREER TRANSACTIONS

- ◆ July 24, 2021...Signed by **Dodgers** as non-drafted free agent.
- ◆ Dec. 11, 2024...Selected by **Angels** in Rule 5 Draft (Major League phase) from **Dodgers** Double-A roster.

PERSONAL/MISC

- ◆ Garrett Nicholas McDaniels...On X: @13Mcdaniels
- ◆ Pitched at University of Mount Olive in 2021...Made three starts and went 1-0 with a 0.69 ERA (13.0 IP - 1 ER) with 18 strikeouts...Prior to Mount Olive, played for Coastal Carolina University in 2019 and went 0-3 with a 8.35 ERA (32.1 IP - 30 ER) and 24 strikeouts.
- ◆ Took a year off from college baseball in 2020 and studied welding with his grandfather.
- ◆ Selected by the Miami Marlins in the 30th round of the 2018 First-Year Player Draft...Elected to attend college.
- ◆ Graduated from Pee Dee Academy (Mullins, SC) in 2018...Led Pee Dee Academy to back-to-back SCISA 2A State Championships in 2016 and 2017...Recorded nine wins with a 0.72 ERA and 98 strikeouts on the mound as a senior...Named 2017 All-Pee with a .420 batting average, five pitching wins, 66 strikeouts and a 1.22 ERA his junior season.
- ◆ Signed by Dodgers scout Jonah Rosenthal.



RHP

VICTOR MEDEROS



58

BATS
RIGHTTHROWS
RIGHTHEIGHT
6-3WEIGHT
215

BORN: JUNE 8, 2001

BIRTHPLACE: SANTA CLARA, CUBA

MLB SERVICE: 49 DAYS

ACQUIRED: SELECTED IN SIXTH ROUND OF 2022 FIRST-YEAR PLAYER DRAFT

SIGNED THRU: 2025; UNDER CLUB CONTROL; 2/3 OPTIONS USED

OPENING DAY AGE: 23

RESIDES: MIAMI, FL

MEDEROS' LIFETIME PITCHING RECORD

| Year | Club | W-L | ERA | G | GS | CG | GF | SHO | SV | IP | H | R | ER | HR | HB | BB | IBB | SO | WP | BK | BAA |
|--------------|-------------|------|-------|----|----|----|----|-----|----|-------|-----|-----|-----|----|----|-----|-----|-----|----|----|------|
| 2022 | Tri-City | 0-1 | 5.63 | 6 | 6 | 0 | 0 | 0 | 0 | 16.0 | 15 | 13 | 10 | 1 | 1 | 9 | 0 | 15 | 0 | 0 | .242 |
| 2023 | Rocket City | 4-9 | 5.67 | 20 | 20 | 0 | 0 | 0 | 0 | 92.0 | 93 | 65 | 58 | 21 | 9 | 43 | 0 | 99 | 9 | 0 | .258 |
| | LAA | 0-0 | 9.00 | 3 | 0 | 0 | 2 | 0 | 0 | 3.0 | 5 | 3 | 3 | 0 | 1 | 3 | 0 | 3 | 0 | 0 | .417 |
| 2024 | Rocket City | 4-8 | 6.39 | 20 | 20 | 0 | 0 | 0 | 0 | 88.2 | 105 | 69 | 63 | 12 | 13 | 48 | 0 | 69 | 2 | 1 | .301 |
| | Tri-City | 0-1 | 9.00 | 1 | 1 | 0 | 0 | 0 | 0 | 6.0 | 5 | 6 | 6 | 1 | 0 | 2 | 0 | 5 | 0 | 0 | .217 |
| | LAA | 0-1 | 11.81 | 4 | 0 | 0 | 1 | 0 | 0 | 5.1 | 7 | 7 | 7 | 1 | 0 | 6 | 0 | 5 | 0 | 0 | .333 |
| | Salt Lake | 0-0 | 3.86 | 3 | 3 | 0 | 0 | 0 | 0 | 9.1 | 7 | 4 | 4 | 1 | 0 | 2 | 0 | 6 | 0 | 0 | .212 |
| MAJOR TOTALS | | 0-1 | 10.80 | 7 | 0 | 0 | 3 | 0 | 0 | 8.1 | 12 | 10 | 10 | 1 | 1 | 9 | 0 | 8 | 0 | 0 | .364 |
| MINOR TOTALS | | 8-19 | 5.99 | 50 | 50 | 0 | 0 | 0 | 0 | 212.0 | 225 | 157 | 141 | 36 | 23 | 104 | 0 | 194 | 11 | 1 | .272 |

2024 SEASON

- ◆ Pitched majority of season with Double-A **Rocket City**, making 20 starts for Trash Pandas...After one start with High-A **Tri-City** on Aug. 13, was recalled by **Angels** on Aug. 18.
- ◆ Made four relief appearances for Angels, and allowed seven earned runs across 5.1 innings pitched.
- ◆ Finished year with Triple-A **Salt Lake**, and posted a 3.86 ERA (9.1 IP - 4 ER) and six strikeouts across three starts.

MAJOR LEAGUE SUMMARY

2023

- ◆ Made Major League debut with **Angels** June 30 vs. Arizona (2 IP, 1 ER, 2 BB, 2 SO, HBP)...Recorded first career strikeout against Lourdes Gurriel Jr.
- ◆ In three total appearances for Halos, allowed three earned runs across 3.0 innings pitched.
- ◆ Spent majority of season with Double-A **Rocket City** and went 4-9 with a 5.67 ERA (92 IP - 58 ER) and 99 strikeouts in 20 appearances (all starts).

CAREER TRANSACTIONS

- ◆ July 18, 2022...Selected by **Angels** in sixth round of First-Year Player Draft (signed Aug. 2, 2022).

PERSONAL/MISC

- ◆ Victor Mederos...On Instagram: @victor_mederos.
- ◆ Attended Oklahoma State University, where he was a marketing major...Pitched first college season at University of Miami before transferring to OSU.
- ◆ Was a three-time prep All-American during high school career across three Florida schools: Westminster Christian (2020), Monsignor Pace (2018-19) and Coral Reef (2017)...Named MVP of 2019 Under Armour All-America Game.
- ◆ At age 14, won a home run derby at Marlins Park with a 414-foot homer.
- ◆ After being born in Santa Clara, Cuba, arrived in the United States at age six.
- ◆ Favorite karaoke song is "Firework" by Katy Perry.
- ◆ Hobbies include fishing, hunting and golfing.
- ◆ Originally signed by Angels scout KJ Hendricks.

CAREER FIELDING

| POS | PCT | G | PO | A | E | TC | DP | PK |
|-----|-------|---|----|---|---|----|----|----|
| P | 1.000 | 7 | 0 | 1 | 0 | 1 | 0 | 0 |

INFIELDER

DAVID MERSHON



93

BATS
SWITCHTHROWS
RIGHTHEIGHT
5-8WEIGHT
175

BORN: MAY 24, 2003

BIRTHPLACE: TAYLORS, SC

ACQUIRED: 18TH ROUND OF 2024 FIRST-YEAR PLAYER DRAFT

SIGNED THRU: 2025; UNDER CLUB CONTROL; 0/3 OPTIONS USED

OPENING DAY AGE: 21

RESIDES: TAYLORS, SC

NON-ROSTER INVITEE

MERSHON'S LIFETIME PLAYING RECORD

| Year | Club | AVG | G | AB | R | H | 2B | 3B | HR | RBI | SH | SF | HBP | BB | IBB | SO | SB | CS | GDP | SLG | OBP | E |
|--------------|-------------|------|----|-----|----|----|----|----|----|-----|----|----|-----|----|-----|----|----|----|-----|------|------|---|
| 2024— | Rocket City | .254 | 29 | 114 | 13 | 29 | 5 | 0 | 0 | 8 | 1 | 2 | 1 | 12 | 0 | 31 | 5 | 1 | 2 | .298 | .326 | 7 |
| MINOR TOTALS | | .254 | 29 | 114 | 13 | 29 | 5 | 0 | 0 | 8 | 1 | 2 | 1 | 12 | 0 | 31 | 5 | 1 | 2 | .298 | .326 | 7 |

2024 SEASON

- ◆ Played sophomore season at **Mississippi State University** and batted .347 (77/222) with 20 extra-base hits and 27 stolen bases in 58 games...Named first-team All-SEC and was a finalist for The Brooks Wallace Award, given to the top shortstop in the nation.
- ◆ Totaled 27 steals, which ranked tied for second in the SEC and fourth in school history in a single season.
- ◆ Selected by Angels in 18th round of First-Year Player Draft and was assigned to Double-A **Rocket City**.
- ◆ Batted .254 (29/114) with 13 runs scored, five doubles, eight RBI, and five stolen bases in 29 games with Trash Pandas.
- ◆ Played for **Mesa Solar Sox** in Arizona Fall League and batted .263 (10/38) with a .858 OPS in 14 games.

CAREER HIGHLIGHTS

- ◆ Made professional debut Aug. 8, 2024 for Double-A Rocket City against Birmingham.

CAREER TRANSACTIONS

- ◆ July 16, 2024...Selected by **Angels** in 18th round of First-Year Player Draft (signed July 19, 2024).

PERSONAL/MISC

- ◆ David Charles Heenen Mershon...Instagram: @mershyyyyyy
- ◆ Attended Mississippi State from 2023-2024...Batted .329 (100/304) with 76 runs scored, 14 doubles, two triples, six home runs, 46 RBI, and a .894 OPS in 88 games played in collegiate career.
- ◆ Graduated from Eastside High School (Taylors, SC) and helped his team to state titles in 2019 and 2022...Named All-State in 2019, 2021 and 2022...Lost his sophomore season due to the pandemic...Hit over .400 every year in high school, .415 batting average as a freshman, .430 batting average as a junior and .500 as a senior.
- ◆ Son of Brian and Tracey Mershon; His father Brian played baseball at Illinois and spent the 1987 season in the Cincinnati Reds organization...Has four brothers, Nicholas, Joseph, Peter, William and two sisters, Lindsey and Catherine.
- ◆ Played in the Little League World Series in 2015 with Northwood Little League out of Taylors, S.C.
- ◆ Signed by Angels scout Joel Murrie.

MERSHON



RHP

CAMDEN MINACCI



78

BATS
LEFTTHROWS
RIGHTHEIGHT
6-3WEIGHT
220

BORN: JAN. 14, 2002

OPENING DAY AGE: 23

BIRTHPLACE: ORLANDO, FL

RESIDES: TAMPA, FL

ACQUIRED: SIXTH ROUND OF 2023 FIRST-YEAR PLAYER DRAFT

SIGNED THRU: 2025; UNDER CLUB CONTROL; 0/3 OPTIONS USED

NON-ROSTER INVITEE

MINACCI'S LIFETIME PITCHING RECORD

| Year | Club | W-L | ERA | G | GS | CG | GF | SHO | SV | IP | H | R | ER | HR | HB | BB | IBB | SO | WP | BK | BAA |
|--------------|---------------|-----|------|----|----|----|----|-----|----|------|----|----|----|----|----|----|-----|----|----|----|------|
| 2023— | Inland Empire | 0-0 | 5.40 | 7 | 0 | 0 | 1 | 0 | 0 | 8.1 | 18 | 6 | 5 | 0 | 1 | 1 | 0 | 10 | 1 | 0 | .450 |
| 2024— | Tri-City | 1-4 | 3.33 | 23 | 0 | 0 | 21 | 0 | 11 | 24.1 | 23 | 10 | 9 | 1 | 0 | 11 | 0 | 33 | 1 | 0 | .242 |
| | Rocket City | 2-2 | 3.28 | 22 | 0 | 0 | 17 | 0 | 7 | 24.2 | 27 | 12 | 9 | 3 | 2 | 11 | 1 | 35 | 1 | 0 | .276 |
| MINOR TOTALS | | 3-6 | 3.61 | 52 | 0 | 0 | 39 | 0 | 18 | 57.1 | 68 | 28 | 23 | 4 | 3 | 23 | 1 | 78 | 3 | 0 | .292 |

2024 SEASON

- ◆ Led all Angels minor leaguers with 18 total saves on the season and ranked second in the organization with 45 appearances.
- ◆ Began season with High-A **Tri-City** and recorded a team-leading 11 saves for Dust Devils, while pitching to a 3.33 ERA (24.1 IP - 9 ER) across 23 appearances...The 11 saves also ranked second among all Northwest League pitchers on the season.
- ◆ Earned first winning decision of professional career May 2 vs. Vancouver (1.0 IP, 1 H, 0 R, 0 BB, 2 SO).
- ◆ During a 17-game stretch from April 14 - June 7, went 1-0 with a 1.53 ERA (17.2 IP - 3 ER) and converted all nine save opportunities...Tallied 20 strikeouts while walking five in that span.
- ◆ Promoted to Double-A **Rocket City**, June 20 and totaled 22 appearances for Trash Pandas...Went 2-2 with seven saves, a 3.28 ERA (24.2 IP - 9 ER) and 35 strikeouts...The seven saves ranked second among Rocket City pitchers.
- ◆ Was unscored upon in nine of first 10 games with Rocket City and 16 of 22 appearances overall.
- ◆ Combined between Tri-City and Rocket City to average 12.5 strikeouts per nine innings with a 3.09 strikeout-to-walk rate across 49.0 innings pitched.

CAREER HIGHLIGHTS

- ◆ Led Angels minor leaguers with 18 saves during 2024 season.
- ◆ Made professional debut July 30, 2023 with Low-A Inland Empire vs. Fresno.

CAREER TRANSACTIONS


- ◆ July 10, 2023...Selected by **Angels** in sixth round of First-Year Player Draft.

PERSONAL/MISC

- ◆ Camden David Minacci (pronounced meh-NASS-ee).
- ◆ His cousin, M.T. Minacci, was drafted by the Rockies (2013) and Cubs (2015) and pitched from 2015-16 in the Cubs organization.
- ◆ Attended Wake Forest University...Pitched to a 3-6 record and 3.12 ERA (104.0 IP - 36 ER) with 136 strikeouts across three seasons from 2021-23...Posted a 2.43 ERA (77.2 IP - 21 ER) with 19 saves across sophomore and junior seasons from 2022-23...2023 All-ACC Academic Team Selection...Graduated summa cum laude and was a member of the National Honor Society...President of Agmen Christi, Jesuit's religious service club.
- ◆ Played summer ball for Falmouth Commodores during 2022 Cape Cod League.
- ◆ Graduated from Jesuit HS (FL) in 2020...Posted a 12-1 record, 1.12 ERA (62.2 IP - 10 ER) with 85 strikeouts in 17 games (six starts) in 2019 junior season...Named Florida Dairy Farmers Class 6A Player of the Year in 2019.
- ◆ Signed by Angels scout Nick Gorneault.

INFILDER

YOÁN MONCADA



5

BATS
SWITCHTHROWS
RIGHTHEIGHT
6-1WEIGHT
220

BORN: MAY 27, 1995

BIRTHPLACE: CIENFUEGOS, CUBA

MLB SERVICE: 7 YEARS, 106 DAYS

ACQUIRED: SIGNED AS A MAJOR LEAGUE FREE AGENT, FEB. 15, 2025

SIGNED THRU: 2025; SIGNED ONE-YEAR CONTRACT, FEB. 15, 2025

OPENING DAY AGE: 29

RESIDES: GULFPORT, FL

MONCADA'S LIFETIME PLAYING RECORD

| Year | Club | AVG | G | AB | R | H | 2B | 3B | HR | RBI | SH | SF | HBP | BB | IBB | SO | SB | CS | GDP | SLG | OBP | E |
|--------------|-------------------|------|-----|------|-----|-----|-----|----|----|-----|----|----|-----|-----|-----|-----|-----|----|-----|------|------|----|
| 2012 | Cienfuegos (CNS) | .283 | 56 | 138 | 26 | 39 | 4 | 1 | 1 | 15 | 3 | 0 | 11 | 20 | 1 | 35 | 13 | 5 | 1 | .348 | .414 | 9 |
| 2013 | Cienfuegos (CNS) | .273 | 45 | 165 | 32 | 45 | 7 | 3 | 3 | 13 | 6 | 0 | 4 | 20 | 0 | 34 | 8 | 6 | 0 | .406 | .365 | 10 |
| 2014 | DID NOT PLAY | | | | | | | | | | | | | | | | | | | | | |
| 2015 | Greenville | .278 | 81 | 306 | 61 | 85 | 19 | 3 | 8 | 38 | 2 | 3 | 10 | 42 | 1 | 83 | 49 | 3 | 3 | .438 | .380 | 23 |
| 2016 | Salem | .307 | 61 | 228 | 57 | 70 | 25 | 3 | 4 | 34 | 3 | 3 | 5 | 45 | 3 | 60 | 36 | 8 | 4 | .496 | .427 | 11 |
| | Portland | .277 | 45 | 177 | 37 | 49 | 6 | 3 | 11 | 28 | 1 | 0 | 2 | 27 | 1 | 64 | 9 | 4 | 2 | .531 | .379 | 9 |
| | BOSTON | .211 | 8 | 19 | 3 | 4 | 1 | 0 | 0 | 1 | 0 | 0 | 1 | 0 | 12 | 0 | 0 | 0 | 0 | .263 | .250 | 1 |
| 2017 | Charlotte | .282 | 80 | 309 | 57 | 87 | 9 | 3 | 12 | 36 | 0 | 3 | 0 | 49 | 3 | 102 | 17 | 8 | 4 | .447 | .377 | 11 |
| | CHICAGO (A.L.) | .231 | 54 | 199 | 31 | 46 | 8 | 2 | 8 | 22 | 0 | 0 | 3 | 29 | 0 | 74 | 3 | 2 | 0 | .412 | .338 | 8 |
| 2018 | CHICAGO (A.L.) | .235 | 149 | 578 | 73 | 136 | 32 | 6 | 17 | 61 | 2 | 2 | 1 | 67 | 1 | 217 | 12 | 6 | 4 | .400 | .315 | 21 |
| 2019 | CHICAGO (A.L.) | .315 | 132 | 511 | 83 | 161 | 34 | 5 | 25 | 79 | 1 | 3 | 4 | 40 | 2 | 154 | 10 | 3 | 1 | .548 | .367 | 15 |
| | Charlotte (1) | .409 | 5 | 22 | 6 | 9 | 1 | 0 | 2 | 6 | 0 | 0 | 0 | 0 | 0 | 3 | 0 | 0 | 0 | .727 | .409 | 1 |
| 2020 | CHICAGO (A.L.) | .225 | 52 | 200 | 28 | 45 | 8 | 3 | 6 | 24 | 0 | 2 | 1 | 28 | 0 | 72 | 0 | 0 | 1 | .385 | .320 | 6 |
| 2021 | CHICAGO (A.L.) | .263 | 144 | 520 | 74 | 137 | 33 | 1 | 14 | 61 | 0 | 2 | 10 | 84 | 1 | 157 | 3 | 2 | 6 | .412 | .375 | 16 |
| 2022 | Charlotte (1) | .318 | 6 | 22 | 5 | 7 | 1 | 0 | 2 | 5 | 0 | 1 | 0 | 2 | 1 | 7 | 0 | 1 | 1 | .636 | .360 | 1 |
| | CHICAGO (A.L.) | .212 | 104 | 397 | 41 | 84 | 18 | 1 | 12 | 51 | 1 | 1 | 2 | 32 | 2 | 114 | 2 | 0 | 5 | .353 | .273 | 5 |
| 2023 | CHICAGO (A.L.) | .260 | 92 | 334 | 39 | 87 | 20 | 1 | 11 | 40 | 0 | 1 | 2 | 20 | 0 | 107 | 1 | 0 | 6 | .425 | .305 | 6 |
| | Charlotte (1) | .409 | 13 | 44 | 7 | 18 | 4 | 0 | 2 | 5 | 0 | 0 | 0 | 6 | 0 | 13 | 0 | 0 | 0 | .636 | .480 | 3 |
| 2024 | CHICAGO (A.L.) | .275 | 12 | 40 | 4 | 11 | 3 | 1 | 0 | 0 | 0 | 0 | 0 | 5 | 0 | 11 | 1 | 0 | 2 | .400 | .356 | 2 |
| | ACL White Sox (1) | .533 | 5 | 15 | 4 | 8 | 1 | 0 | 0 | 2 | 0 | 0 | 0 | 1 | 0 | 4 | 0 | 0 | 0 | .600 | .563 | 0 |
| | Charlotte (1) | .342 | 12 | 41 | 8 | 14 | 5 | 0 | 1 | 6 | 0 | 0 | 0 | 5 | 0 | 12 | 1 | 0 | 0 | .537 | .413 | 3 |
| MAJOR TOTALS | | .254 | 747 | 2798 | 376 | 711 | 157 | 20 | 93 | 339 | 4 | 11 | 23 | 306 | 6 | 918 | 32 | 13 | 25 | .424 | .331 | 80 |
| CUBA TOTALS | | .277 | 101 | 303 | 58 | 84 | 11 | 4 | 4 | 28 | 9 | 0 | 15 | 40 | 1 | 69 | 21 | 11 | 1 | .380 | .388 | 19 |
| MINOR TOTALS | | .298 | 308 | 1164 | 242 | 347 | 71 | 12 | 42 | 160 | 6 | 10 | 17 | 177 | 9 | 348 | 112 | 24 | 14 | .488 | .396 | 62 |

(1) rehab assignment

Disabling Injuries: **2024** — Left adductor strain; disabled Apr. 10 - Sept. 16
2023 — Lower back inflammation; disabled June 15 (retro to June 14) - July 25
 Lower back soreness; disabled Apr. 14 (retro to Apr. 11) - May 12
2022 — Left hamstring strain; disabled Aug. 27 (retro to Aug. 26) - Sept. 5
 Strained right hamstring; disabled June 20 (retro to June 18) - June 28
 Right oblique strain; disabled Apr. 4 - May 9
2020 — Disabled July 10 - July 23
2019 — Strained right hamstring; disabled Aug. 1 (retro to July 31) - Aug. 22
2018 — Left hamstring tightness; disabled May 5 - May 15
2017 — Right shin contusion; disabled Aug. 25 - Sept. 5

2024 SEASON

- ◆ Played in a career-low 12 games in eighth season with **White Sox** and batted .275 (11/40) with a .756 OPS.
- ◆ Reached base safely in 10 consecutive games from Mar. 30 to Apr. 9; Batted .314 (11/35) with three doubles, five walks and four runs scored in that span.
- ◆ Placed on the injured list with a left adductor strain on Apr. 10 and was transferred to the 60-day injured list on Apr. 12...Appeared in 17 games on rehab assignment split between **ACL White Sox** and Triple-A **Charlotte** and slashed a combined .393/.452/.554 with seven extra-base hits.
- ◆ Returned to the Majors for one game on Sept. 18 at LAA, his final appearance of the season.



MAJOR LEAGUE SUMMARY

2023

- ◆ Seventh season with **Chicago (A.L.)**...Made his fifth Opening Day start and fourth at third base.
- ◆ Played in 92 games and slashed .260/.305/.425 with 32 extra-base hits and 40 RBI.
- ◆ Batted .316 (48/152) with 12 doubles, eight home runs and 24 RBI over his last 43 games (Aug. 8 - end of season), and raised his average from .214 to .260...During that span, ranked sixth in the American League in AVG and SLG.
- ◆ Placed on injured list on Apr. 14 (retro to Apr. 11) with lower back soreness and went on a rehab assignment to Triple-A **Charlotte** before being reinstated on May 12...Placed on I.L. for second time from June 14 to July 25 with lower back inflammation.

2022

- ◆ Limited to 104 games during sixth season with **White Sox**...Ranked fourth among A.L. third basemen with a career-high .980 fielding percentage (min. 250 TC)...Five errors were the fewest of his career.
- ◆ Batted .212 (84/397) with a .626 OPS and 31 extra-base hits...Hit .286/.372/.541 with RISP and .371/.488/.686 with RISP and two outs.
- ◆ Opened the season on the injured list with a right oblique strain from Apr. 4 to May 9 and appeared in six games on a rehab assignment with Triple-A **Charlotte**; Also missed time with a right hamstring strain from June 20 (retro to June 18) to June 28, and left hamstring strain from Aug. 27 (retro to Aug. 26) to Sept. 5.
- ◆ Became the fourth player in MLB history (first A.L.) to record multiple five-hit, five-RBI games (June 15, Sept. 8) in a season, joining Kris Bryant (2016), Phil Cavarretta (1945) and Hack Wilson (1930).

2021

- ◆ In fifth season with the **White Sox**, batted .263 (137/520) with 33 doubles, his third season with at least 30 doubles in four years dating back to 2018.
- ◆ Ranked third in the A.L. with a .375 on-base percentage and eighth with 84 walks.
- ◆ Slashed .313/.455/.438 with nine doubles and 17 runs scored over 29 games in May.

2020

- ◆ Played in 52 games of the abbreviated season with the **White Sox** and batted .225 (45/200) with a .705 OPS.
- ◆ Reached base safely in his first 16 games from July 24 to Aug. 10...Recorded a career-high, 21-game on-base streak from Sept. 25, 2019 to Aug. 10, 2020.

2019

- ◆ Had a career year in third season with **White Sox**, and reached career highs in batting average (.315), slugging (.548), OPS (.915), doubles (34), home runs (25), runs scored (83), and RBI (79).
- ◆ Ranked third in American League with .315 (161/511) average.
- ◆ Was one of three players in MLB to hit over .300 with 30 doubles, 25 home runs, 75 RBI and 10 steals, joining Cody Bellinger and Ketel Marte...Became the fourth player (sixth time) in club history to record those numbers in a season, joining Alex Rios (2012), Carlos Lee (2004) and Magglio Ordóñez (1999-2001).
- ◆ Batted .322/.377/.569 with 21 homers vs. righthanders, and .299/.345/.500 with four homers vs. southpaws.
- ◆ Recorded seven straight multi-hit efforts from Sept. 15-22 (.484, 15/31), one game shy of the club record.
- ◆ Missed time with a strained right hamstring from Aug. 1 (retro to July 31) to Aug. 22...Appeared in five games with Triple-A **Charlotte** on rehab assignment.
- ◆ Started at third base on Opening Day at Kansas City after switching from second base during Spring Training.

2018

- ◆ In third Major League season and second with **Chicago (A.L.)**, appeared in a career-high 149 games with a .235 average (136/578) with .715 OPS...Made first career Opening Day start on Mar. 29 at KC.
- ◆ Became the fifth player in franchise history (age 23 or younger) with at least 30 doubles, 15 home runs and 60 RBI in a season, joining Chet Lemon (1977), Frank Thomas (1991), Paul Konerko (1999) and Carlos Lee (1999)...First player to lead those marks with at least 10 stolen bases.
- ◆ Led MLB with 217 strikeouts, at the time the fourth-highest single season total in MLB history.

2017

- ◆ Opened the season with Triple-A **Charlotte**...Recalled on July 19 and made his **White Sox** debut that night vs. LAD.
- ◆ Hit first career major-league home run on July 26 vs. Cubs, a solo shot off RHP Jake Arrieta in the 7th inning.
- ◆ Named to the IL All-Star Team and was selected to play for the World Team at the All-Star Futures Game (also 2016).
- ◆ Entered the season rated by *Baseball America* and *MLB Pipeline* as the No. 2 Prospect in baseball.

2016

- ◆ Named *Baseball America's* Minor League Player of the Year after combining to hit .294/.407/.511 with 31 doubles, six triples, 15 home runs, 62 RBI, 72 walks, 94 runs scored and 45 stolen bases over 106 games between Single-A **Salem** and Double-A **Portland** in the Red Sox organization.
- ◆ Contract selected by **Red Sox** from Portland on Sept. 2...Made MLB debut that night at Oakland as a defensive replacement at third base...Drew a walk in first plate appearance.
- ◆ Made first MLB start on Sept. 3 at Oakland and collected his first hit and RBI off RHP Daniel Mengden.
- ◆ Named MVP of the Futures Game on July 10 in San Diego.



POSTSEASON SUMMARY

- ◆ Has made appearances in two different postseasons with the White Sox...Owns a career .172 (5/29) postseason batting average with three runs scored.
- ◆ Appeared in every game of **2021** ALDS against Houston...Batted .250 (4/16) in the White Sox series loss; Collected two hits and two runs scored in Game 3 victory.
- ◆ Made postseason debut in **2020** in A.L. Wild Card Series at Oakland...Went 1-for-13 with a single in the series.

WILD CARD GAME TOTALS

| Year | Club | Opp | AVG | G | AB | R | H | 2B | 3B | HR | RBI | SH | SF | HBP | BB | IBB | SO | SB | CS | GDP | SLG | OBP | E |
|------|------|----------|------|---|----|---|---|----|----|----|-----|----|----|-----|----|-----|----|----|----|-----|------|------|---|
| 2020 | — | CWS, OAK | .077 | 3 | 1 | 1 | 1 | 0 | 0 | 0 | 0 | 0 | 0 | 0 | 1 | 0 | 4 | 1 | 0 | 0 | .077 | .143 | 0 |

DIVISION SERIES TOTALS

| Year | Club | Opp | AVG | G | AB | R | H | 2B | 3B | HR | RBI | SH | SF | HBP | BB | IBB | SO | SB | CS | GDP | SLG | OBP | E |
|------|------|----------|------|---|----|---|---|----|----|----|-----|----|----|-----|----|-----|----|----|----|-----|------|------|---|
| 2021 | — | CWS, HOU | .250 | 4 | 16 | 2 | 4 | 0 | 0 | 0 | 0 | 0 | 0 | 0 | 1 | 0 | 3 | 0 | 0 | 1 | .250 | .294 | 0 |

NOTABLE MINOR LEAGUE AWARDS AND HONORS

- ◆ **2017** MiLB.com Organization All-Star...International League Mid-Season All-Star...International League Player of the Week for week of May 7...*Baseball America* Triple-A All-Star.
- ◆ **2016** MiLB.com Organization All-Star...Futures Game Most Valuable Player...Futures Game Selection...Carolina League Mid-Season All-Star...Carolina League Post-Season All-Star...Carolina League Player of the Week for week of May 8...*Baseball America* Minor League Player of the Year...*Baseball America* Minor League All-Star.
- ◆ **2015** MiLB.com Organization All-Star...South Atlantic League Post-Season All-Star...South Atlantic League Top MLB Prospect...*Baseball America* Low Class A All-Star.

CAREER TRANSACTIONS

- ◆ Mar. 12, 2015...Signed by **Red Sox** as international free agent.
- ◆ Dec. 6, 2016...Traded by **Red Sox** with OF Luis Alexander Basabe, RHP Michael Kopech, and RHP Victor Diaz to **White Sox** in exchange for LHP Chris Sale.
- ◆ Feb. 15, 2025...Signed by **Angels** to one-year contract.

PERSONAL/MISC

- ◆ Yoán Manuel Moncada.
- ◆ Engaged to Laura Carrio...Has two children: Robinson and Angelina; His son is named after Robinson Canó.
- ◆ Received a record \$31.5-million signing bonus from Boston when he signed as an international free agent in 2015.
- ◆ Represented Cuba in the 18U World Championships in Taiwan (September 2013), World Port Tournament in the Netherlands (July 2013), 16U World Championships in Mexico (August 2011) and the COPABE Pan American 16U Championship in Mexico in October 2010.
- ◆ Attended Eide High School in Cienfuegos, Cuba.
- ◆ In 2021, Moncada recorded the song “Desastre Personal” with artists El Chacal and Lenier.

MISCELLANEOUS STATS

TWO-HR GAMES (4)

Sept. 8, 2022 at OAK
Apr. 16, 2019 vs. KC

July 3, 2019 (G2) vs. DET

May 13, 2019 vs. CLE

CAREER GRAND SLAMS (1)

Apr. 18, 2018 at OAK

CAREER LEADOFF HOME RUNS (5)

Aug. 1, 2018 vs. KC
Apr. 26, 2018 at KC

June 12, 2018 vs. CLE
Apr. 25, 2018 vs. SEA

June 5, 2018 (G2) at MIN

CAREER WALK-OFF PLATE APPEARANCES (1)

Aug. 10, 2017 vs. HOU (RBI-single; 11th)

WORLD BASEBALL CLASSIC TOTALS

| Year | Club | AVG | G | AB | R | H | 2B | 3B | HR | RBI | SH | SF | HBP | BB | IBB | SO | SB | CS | GDP | SLG | OBP | E |
|-------|------|------|---|----|---|----|----|----|----|-----|----|----|-----|----|-----|----|----|----|-----|------|------|---|
| 2023— | Cuba | .435 | 6 | 23 | 4 | 10 | 4 | 0 | 1 | 5 | 0 | 0 | 0 | 4 | 0 | 3 | 0 | 0 | 0 | .739 | .519 | 1 |



INFIELDER


YOÁN MONCADA

CAREER FIELDING

| POS | PCT | G | PO | A | E | TC | DP |
|-----|------|-----|-----|-----|----|------|-----|
| 3B | .963 | 526 | 395 | 927 | 51 | 1373 | 117 |
| 2B | .964 | 203 | 274 | 504 | 29 | 807 | 109 |

MONCADA'S CAREER HIGHS

| | SEASON | | GAME |
|-----|-------------|------------|------------------------------------|
| AVG | .315 — 2019 | H | 5 — Twice; last, 9/8/22 at OAK |
| H | 161 — 2019 | HR | 2 — 4 times; last, 9/8/22 at OAK |
| R | 83 — 2019 | R | 5 — 9/14/17 at DET |
| BB | 84 — 2021 | BB | 3 — 6 times; 8/8/21 at CHC |
| 2B | 34 — 2019 | 2B | 2 — 16 times; last, 9/18/23 at WSH |
| HR | 25 — 2019 | RBI | 6 — 6/24/18 vs. OAK |
| RBI | 79 — 2019 | SB | 2 — 5/10/19 at TOR |
| SB | 12 — 2018 | Hit Streak | 19 — Aug. 14 - Sept. 7, 2021 |



OUTFIELDER

MICKEY MONIAK



8

BATS
LEFT

THROWS
RIGHT

HEIGHT
6-2

WEIGHT
200

BORN: MAY 13, 1998

BIRTHPLACE: ENCINITAS, CA

MLB SERVICE: 3 YEARS, 27 DAYS

ACQUIRED: FROM PHILLIES WITH OF JADIEL SANCHEZ FOR RHP
NOAH SYNDERGAARD, AUG. 2, 2022

SIGNED THRU: 2025; UNDER CLUB CONTROL; 3/3 OPTIONS USED

OPENING DAY AGE: 26

RESIDES: CARLSBAD, CA

MONIAK'S LIFETIME PLAYING RECORD

| Year | Club | AVG | G | AB | R | H | 2B | 3B | HR | RBI | SH | SF | HBP | BB | IBB | SO | SB | CS | GDP | SLG | OBP | E |
|--------------|----------------|------|-----|------|-----|-----|-----|----|----|-----|----|----|-----|-----|-----|-----|----|----|-----|-------|------|----|
| 2016 | GCL Phillies | .284 | 46 | 176 | 27 | 50 | 11 | 4 | 1 | 28 | 0 | 2 | 5 | 11 | 0 | 35 | 10 | 4 | 3 | .409 | .340 | 1 |
| 2017 | Lakewood | .236 | 123 | 466 | 53 | 110 | 22 | 6 | 5 | 44 | 2 | 7 | 6 | 28 | 1 | 110 | 11 | 7 | 7 | .341 | .284 | 3 |
| 2018 | Clearwater | .270 | 114 | 433 | 50 | 117 | 28 | 3 | 5 | 55 | 1 | 7 | 2 | 22 | 0 | 100 | 6 | 5 | 11 | .383 | .304 | 1 |
| 2019 | Reading | .252 | 119 | 465 | 63 | 117 | 28 | 13 | 11 | 67 | 1 | 2 | 2 | 33 | 1 | 111 | 15 | 3 | 6 | .439 | .303 | 4 |
| 2020 | PHILADELPHIA | .214 | 8 | 14 | 3 | 3 | 0 | 0 | 0 | 0 | 0 | 0 | 0 | 0 | 0 | 6 | 0 | 0 | 0 | .214 | .389 | 2 |
| 2021 | Lehigh Valley | .238 | 99 | 365 | 42 | 87 | 15 | 8 | 15 | 65 | 1 | 8 | 4 | 31 | 4 | 101 | 5 | 2 | 3 | .447 | .299 | 2 |
| | PHILADELPHIA | .091 | 21 | 33 | 3 | 3 | 0 | 0 | 1 | 3 | 1 | 0 | 0 | 3 | 1 | 16 | 0 | 0 | 0 | .182 | .167 | 0 |
| 2022 | Clearwater (1) | .400 | 3 | 10 | 1 | 4 | 1 | 1 | 0 | 2 | 0 | 1 | 2 | 0 | 0 | 3 | 0 | 0 | 0 | .700 | .462 | 0 |
| | Reading (1) | .391 | 5 | 23 | 5 | 9 | 1 | 1 | 1 | 6 | 0 | 1 | 0 | 1 | 0 | 6 | 0 | 0 | 0 | .652 | .400 | 0 |
| | PHILADELPHIA | .130 | 18 | 46 | 4 | 6 | 1 | 0 | 0 | 2 | 1 | 0 | 0 | 3 | 0 | 19 | 0 | 0 | 0 | .152 | .184 | 0 |
| | Lehigh Valley | .277 | 20 | 83 | 14 | 23 | 5 | 0 | 5 | 8 | 0 | 0 | 0 | 8 | 0 | 22 | 5 | 3 | 0 | .518 | .341 | 0 |
| | LAA | .200 | 19 | 60 | 9 | 12 | 2 | 1 | 3 | 6 | 0 | 0 | 1 | 1 | 0 | 25 | 1 | 0 | 0 | .417 | .226 | 0 |
| | Salt Lake (1) | .333 | 2 | 9 | 2 | 3 | 1 | 0 | 2 | 4 | 0 | 0 | 0 | 0 | 0 | 0 | 0 | 0 | 0 | 1.111 | .333 | 0 |
| 2023 | Salt Lake | .308 | 33 | 130 | 27 | 40 | 2 | 5 | 8 | 23 | 0 | 1 | 3 | 7 | 0 | 35 | 2 | 1 | 2 | .585 | .355 | 1 |
| | LAA | .280 | 85 | 311 | 35 | 87 | 21 | 2 | 14 | 45 | 0 | 0 | 3 | 9 | 1 | 113 | 6 | 3 | 4 | .495 | .307 | 4 |
| 2024 | LAA | .219 | 124 | 392 | 48 | 86 | 17 | 2 | 14 | 49 | 0 | 1 | 4 | 21 | 0 | 114 | 8 | 4 | 3 | .380 | .266 | 4 |
| MAJOR TOTALS | | .230 | 275 | 856 | 102 | 197 | 41 | 5 | 32 | 105 | 2 | 1 | 8 | 41 | 2 | 293 | 15 | 7 | 7 | .402 | .272 | 10 |
| A.L. TOTALS | | .242 | 228 | 763 | 92 | 185 | 40 | 5 | 31 | 100 | 0 | 1 | 8 | 31 | 1 | 252 | 15 | 7 | 7 | .430 | .279 | 8 |
| N.L. TOTALS | | .129 | 47 | 93 | 10 | 12 | 1 | 0 | 1 | 5 | 2 | 0 | 0 | 10 | 1 | 41 | 0 | 0 | 0 | .172 | .214 | 2 |
| MINOR TOTALS | | .259 | 564 | 2160 | 284 | 560 | 114 | 41 | 53 | 302 | 5 | 29 | 24 | 141 | 6 | 523 | 54 | 25 | 32 | .424 | .308 | 12 |

(1) rehab assignment

Disabling Injuries: 2023 — Left back tightness; disabled Sept. 15 (retro to Sept. 14) - Sept. 28

2022 — Left hand contusion; disabled Sept. 29 - end of season

Fractured left middle finger; disabled Aug. 7 - Sept. 9

Fractured right hand; disabled April 7 - May 30

2024 SEASON

- ◆ Batted .219 (86/392) with 48 runs, 17 doubles, 14 home runs, and 49 RBI in 124 games in third season with **Angels**.
- ◆ Tied career high with 14 home runs (also, 2023)...Set career highs in games played (124), runs (48), RBI (49), stolen bases (8), and walks (21)...Also lowered strikeout rate by 7.7% and increased walk rate by 2.2% from 2023.
- ◆ In his last 77 games (since June 8), batted .251 (64/255) with a .761 OPS, 27 XBH (13 doubles, two triples and 12 home runs), 40 RBI and six stolen bases...Started the season batting .161 (22/137) in his first 47 games.
- ◆ Led the Angels with a .359 AVG (23/64) and 1.116 OPS and recorded a 213 wRC+ in 19 games in August...Recorded a hit in 13 of 19 games with nine multi-hit games in the month.
- ◆ Logged first career multi-home run game and first career walk-off plate appearance (HR in the 9th inning) on Aug. 31...Became second Angel in 2024 to homer twice in a game including a walk-off home run (also, Willie Calhoun; July 12 vs. Seattle).
- ◆ Tallied multiple hits in career-high four consecutive games from Aug. 28-31.
- ◆ Hit first career grand slam on June 25 vs. OAK (third of 2024 for Angels).
- ◆ Had season-high seven-game hitting streak June 8-15, batted .391 (9/23).



MAJOR LEAGUE SUMMARY

2023

- ◆ Finished fourth Major League season and second with **Angels**; first with more than 80 games played...Reached career highs in batting average, runs, doubles, triples, home runs, RBI and stolen bases.
- ◆ Missed 12 games with left back tightness in sole IL stint.
- ◆ Had career-long 18-game hit streak from July 2-18...Batted .368 (28/76) with 11 runs, five doubles, three home runs, and 14 RBI...Was longest hit streak by an Angels player since Shohei Ohtani's 18-game streak from Sept. 14 - Oct. 3, 2022.
- ◆ Had three hits in consecutive games (July 14-15)...First time in career with back-to-back games with at least three hits each...Finished with nine 3+ hit games in 2023.
- ◆ Went 5-for-5 June 24 at Colorado, setting a career high in hits and tied Angels single-game record with four XBH (first LAA player with 4 XBH since Mike Trout - 5/26/18 at NYY).
- ◆ Hit four leadoff HR, became first Angel with four leadoff HRs in a season since Shohei Ohtani (four) in 2021.
- ◆ On May 13 at CLE, became first player in MLB history to make his season debut on his birthday and hit a leadoff home run...First leadoff HR on a birthday in Angels history...Also became first player in A.L. history with at least three hits, three runs, and two stolen bases on a birthday...First career three-hit game.

PARK HOPPER

Moniak scaled the wall to take away three home runs from hitters in 2023, a career-high and tied for the most in MLB. As a team, the Angels led baseball with a record-breaking 10 home run robberies in 2023, surpassing the 2005 Tigers (9) since the stat started being tracked in 2004 (*Sports Info Solutions*).

2022

- ◆ Split season between the **Phillies** and **Angels** organizations...Saw most Major League action of career (37 G)...Acquired by the Angels via trade Aug. 2...In 19 games with the Halos, collected 12 hits including two doubles, a triple and three home runs compared to six hits, one double and two RBI in 18 games with the Phillies.
- ◆ Combined to hit .312 (39/125) with eight doubles, two triples, eight home runs in 30 games at minor league level...Had to make three stints on the I.L. throughout the season, twice with the Angels after getting hit by a pitch in the hand.

2021

- ◆ In sophomore season with the **Phillies**, appeared in 21 games...Connected for first big league home run April 21 vs. San Francisco...At 22 years, 343 days old, became the youngest Philly center fielder to homer in a game since Mike Anderson in 1973.
- ◆ Began the season at the **Alternate Training Site** before being called up for first big league stint in April...Optioned to the Alternate Training Site April 26 before being assigned to Triple-A...Led Triple-A East hitters in triples (8) and ranked T9th in RBI (65)...Led Lehigh Valley with 15 HR.
- ◆ Entered season ranked by *Baseball America* as No. 9 prospect in the Phillies system.

2020

- ◆ After beginning the season at the Club's Alternate Training Site, was selected to the Phillies big league roster and made Major League debut as a pinch-runner Sept. 16 vs. the Mets...Became just the second former No. 1 overall pick by the Phillies in the MLB Draft to make his ML debut with the club, joining Pat Burrell.
- ◆ Made first career start Sept. 17 vs. Mets... At 22 years, 127 days old, was the second-youngest Phillies outfielder to start in a game since 1974 (Orlando Isales, 20 years, 288 days on 10/5/80)...Collected first big league hit Sept. 18 vs Toronto (G2)

NOTABLE MINOR LEAGUE AWARDS AND HONORS

- ◆ **2023** Pacific Coast League Player of the Week for April 24-30.
- ◆ **2019** Eastern League Mid-Season All-Star...Eastern League Post-Season All-Star...MiLB.com Organizational All-Star...Participated in the Arizona Fall League.
- ◆ **2018** Phillies Minor League Defensive Player of the Week (5/28-6/3, 7/16-22, and 8/6-12)...Phillies Minor League Defender of the Month (July).

CAREER TRANSACTIONS

- ◆ June 9, 2016...Selected by **Phillies** in the first round (1st overall) of First-Year Player Draft.
- ◆ Aug. 2, 2022...Traded by **Phillies** with INF Jadel Sanchez to **Angels** for RHP Noah Syndergaard.



PERSONAL/MISC

- ◆ McKenzie Matthew Moniak (pronounced MOH-nee-ak)...On Twitter: @MickeyMoniak.
- ◆ Married his wife, Sophia, in January 2025.
- ◆ Became first Phillies No. 1 overall pick since Pat Burrell in 1998.
- ◆ Prepped at La Costa Canyon High School (CA) and graduated in 2016...Named 2016 High School Player of the Year by Baseball America and Gatorade California Player of the Year...Played at Petco Park in 2015 for the Perfect Game All-American Classic...Had committed to play collegiately at UCLA.
- ◆ Won a gold medal with U.S. National Team in 2015 World Baseball Softball Confederation U-18 Baseball World Cup in Japan.
- ◆ His grandfather, Bill Moniak, played for six seasons in Red Sox system from 1958-63.
- ◆ In his spare time, likes going to the beach and playing basketball with his friends.
- ◆ Originally signed by Phillies scout Mike Garcia.

MISCELLANEOUS STATS

TWO-HR GAMES (1)

Aug. 31, 2024 vs. SEA

CAREER GRAND SLAMS (1)

June 25, 2024 vs. OAK

CAREER LEADOFF HOME RUNS (4)

June 29, 2023 vs. CWS

May 23, 2023 vs. BOS

May 16, 2023 at BAL

May 13, 2023 at CLE

CAREER WALK-OFF PLATE APPEARANCES (1)

Aug. 31, 2024 vs. SEA (Solo HR; 9th)

CAREER FIELDING

| POS | PCT | G | PO | A | E | TC | DP |
|-----|------|-----|-----|---|----|-----|----|
| OF | .982 | 254 | 527 | 5 | 10 | 542 | 1 |

MONIAK'S CAREER HIGHS


| | SEASON | | GAME |
|-----|------------------|------------|-----------------------------------|
| AVG | .280 — 2023 | H | 5 — 6/24/23 at COL |
| R | 48 — 2024 | R | 5 — 6/24/23 at COL |
| H | 87 — 2023 | HR | 2 — 8/31/24 vs. SEA |
| 2B | 21 — 2023 | 2B | 3 — 6/24/23 at COL |
| HR | 14 — 2024 & 2023 | RBI | 4 — Twice; last, 6/25/24 vs. OAK |
| RBI | 49 — 2024 | Hit Streak | 18 — July 2, 2023 - July 18, 2023 |





INFILDER

CHRISTIAN MOORE



94

BATS
RIGHTTHROWS
RIGHTHEIGHT
6-1WEIGHT
210

BORN: OCT. 21, 2002

BIRTHPLACE: BROOKLYN, NY

ACQUIRED: FIRST ROUND (EIGHTH OVERALL) OF 2024 FIRST-YEAR PLAYER DRAFT

SIGNED THRU: 2025; UNDER CLUB CONTROL; 0/3 OPTIONS USED

OPENING DAY AGE: 22

RESIDES: BROOKLYN, NY

NON-ROSTER INVITEE

MOORE'S LIFETIME PLAYING RECORD

| Year | Club | AVG | G | AB | R | H | 2B | 3B | HR | RBI | SH | SF | HBP | BB | IBB | SO | SB | CS | GDP | SLG | OBP | E |
|--------------|---------------|------|----|-----|----|----|----|----|----|-----|----|----|-----|----|-----|----|----|----|-----|-------|------|---|
| 2024— | Inland Empire | .545 | 2 | 11 | 5 | 6 | 2 | 0 | 1 | 6 | 0 | 0 | 0 | 1 | 0 | 0 | 0 | 1 | 0 | 1.000 | .583 | 0 |
| | Rocket City | .322 | 23 | 90 | 18 | 29 | 4 | 0 | 5 | 14 | 0 | 0 | 0 | 8 | 0 | 29 | 2 | 0 | 3 | .533 | .378 | 0 |
| MINOR TOTALS | | .347 | 25 | 101 | 23 | 35 | 6 | 0 | 6 | 20 | 0 | 0 | 0 | 9 | 0 | 29 | 2 | 1 | 3 | .584 | .400 | 0 |

2024 SEASON

- ◆ Began season at **University of Tennessee** (Knoxville, TN) where he hit .375 (111/296) with 34 home runs, 74 RBI, 83 runs scored and a 1.248 OPS, and led all NCAA Division I with 111 hits and 236 total bases.
- ◆ Moore's 34 home runs for the Volunteers set a new single-season school record.
- ◆ In the opening game of the College World Series, Moore became the second player to hit for the cycle in a CWS game, joining Minnesota's Jerry Kindall (1956)...Tennessee went on to win the College World Series Championship.
- ◆ Named to the *Baseball America* All-American first team and ABCA All-American second team...Named SEC Player of the Week twice (April 9 and April 22, 2024).
- ◆ Selected by Angels in first round (eighth overall) of First-Year Player Draft and was assigned to Low-A **Inland Empire**.
- ◆ Went 6-for-11 with five runs scored, two doubles, one home run, and six RBI in two games with Inland Empire before being promoted to Double-A **Rocket City**.
- ◆ Batted .322 (29/90) with a .911 OPS in 23 games with the Trash Pandas; Had two games with multiple home runs on Aug. 7 and Aug. 9.
- ◆ Missed 13 games due to injury.

CAREER HIGHLIGHTS

- ◆ Enters 2025 ranked by *Baseball America* and *MLB Pipeline* as Angels #2 prospect.
- ◆ Made professional debut July 31, 2024 for Low-A Inland Empire at Modesto.
- ◆ Selected as eighth overall pick in 2024 First-Year Player Draft...Joined MLB veterans Jim Abbott (1988) and Bob Kipper (1982) as Angels selections with the #8 pick.

CAREER TRANSACTIONS

- ◆ July 14, 2024...Selected by **Angels** in first round (eighth overall) of First-Year Player Draft (signed July 19, 2024).

PERSONAL/MISC

- ◆ Christian D. Moore...Twitter: @Moore10Chris
- ◆ Attended University of Tennessee from 2022-2024...Batted .338 (212/628) with 179 runs scored, 35 doubles, four triples, 61 home runs, 160 RBI, and a 1.144 OPS in 186 games played in collegiate career...Moore's 61 career home runs is a Tennessee record, and his 34 home runs hit in 2024 set a new single-season record...With Moore, Tennessee won their first National Championship in school history in 2024...Majored in retail and consumer services.
- ◆ Graduated from Suffield Academy (Suffield, CT) and was named a four-time Perfect Game Preseason All-American.
- ◆ Son of Lazette and Charles Moore; Has three older siblings: two sisters, Tysheena and Cynnamon, and one brother, C.J., who was drafted in the 13th round by the Arizona Diamondbacks in 2014 and played one season of college baseball at Lamar University in 2015.
- ◆ Enjoys playing video games and is a big country music fan.
- ◆ Signed by Angels scout Joel Murrie.

SAMY NATERA



67

BATS
LEFTTHROWS
LEFTHEIGHT
6-4WEIGHT
225

BORN: NOV. 5, 1999

BIRTHPLACE: JUÁREZ, MEXICO

ACQUIRED: 17TH ROUND OF 2022 FIRST-YEAR PLAYER DRAFT

SIGNED THRU: 2025; UNDER CLUB CONTROL; 0/3 OPTIONS USED

OPENING DAY AGE: 25

RESIDES: JUAREZ, MEXICO

NON-ROSTER INVITEE

NATERA'S LIFETIME PITCHING RECORD

| Year | Club | W-L | ERA | G | GS | CG | GF | SHO | SV | IP | H | R | ER | HR | HB | BB | IBB | SO | WP | BK | BAA |
|--------------|-------------|-----|-------|----|----|----|----|-----|----|-------|----|----|----|----|----|----|-----|-----|----|----|------|
| 2023— | Tri-City | 2-8 | 4.20 | 20 | 20 | 0 | 0 | 0 | 0 | 83.2 | 71 | 43 | 39 | 12 | 9 | 42 | 0 | 108 | 12 | 3 | .229 |
| | Rocket City | 0-1 | 11.57 | 2 | 2 | 0 | 0 | 0 | 0 | 7.0 | 7 | 9 | 9 | 2 | 1 | 5 | 0 | 10 | 0 | 0 | .250 |
| 2024— | Tri-City | 2-0 | 0.60 | 5 | 2 | 0 | 1 | 0 | 0 | 15.0 | 10 | 1 | 1 | 0 | 2 | 6 | 0 | 24 | 1 | 1 | .196 |
| MINOR TOTALS | | 4-9 | 4.17 | 27 | 24 | 0 | 1 | 0 | 0 | 105.2 | 88 | 53 | 49 | 14 | 12 | 53 | 0 | 142 | 13 | 4 | .226 |

2024 SEASON

- ◆ Spent season with High-A **Tri-City**...Opened the campaign on the injured list and made season debut on Aug. 16... Made five appearances (two starts) and posted a 0.60 ERA (15.0 IP - 1 ER) with 24 strikeouts...Set season highs in innings pitched (5.0 IP) and strikeouts (7) in final outing on Sept. 5, a scoreless start against Hillsboro.
- ◆ Appeared in five games (three starts) for **Mesa Solar Sox** of the Arizona Fall League...Went 1-0 with a 0.75 ERA (12.0 IP - 1 ER) and 17 strikeouts...Named a 2024 Arizona Fall League Fall Star.

CAREER HIGHLIGHTS

- ◆ **2024** Arizona Fall League Fall Star.
- ◆ **2023** MiLB.com Organization All-Star.

CAREER TRANSACTIONS

- ◆ July 19, 2022...Selected by **Angels** in 17th round of First-Year Player Draft.

PERSONAL/MISC

- ◆ Samuel Natera Jr...On X: @samynatera7
- ◆ Attended New Mexico State University from 2020-2022...Went 4-4 with a 6.69 ERA (79.1 IP - 59 ER) and 115 strikeouts in 26 appearances (17 starts) across three collegiate seasons...Majorred in business.
- ◆ Graduated from Lydia Patterson Institute College Prep School (El Paso, TX) in 2019...Named Lydia Patterson Institute Athlete of the Year for performance in both baseball and basketball.
- ◆ Son of Samuel Natera and Ana Barragen...Has two older sisters, Samantha and Pamela.
- ◆ Originally signed by Angels scout Jayson Durocher.





INFIELDER

ZACH NETO



9

BATS
RIGHTTHROWS
RIGHTHEIGHT
6-0WEIGHT
185

BORN: JAN. 31, 2001

BIRTHPLACE: MIAMI, FL

MLB SERVICE: 1 YEAR, 170 DAYS

ACQUIRED: SELECTED IN FIRST ROUND (13TH OVERALL) OF 2022 FIRST-YEAR PLAYER DRAFT

SIGNED THRU: 2025; UNDER CLUB CONTROL; 0/3 OPTIONS USED

OPENING DAY AGE: 24

RESIDES: MIAMI, FL

NETO'S LIFETIME PLAYING RECORD

| Year | Club | AVG | G | AB | R | H | 2B | 3B | HR | RBI | SH | SF | HBP | BB | IBB | SO | SB | CS | GDP | SLG | OBP | E |
|--------------|---------------|------|-----|-----|-----|-----|----|----|----|-----|----|----|-----|----|-----|-----|----|----|-----|------|------|----|
| 2022— | Tri-City | .200 | 7 | 25 | 2 | 5 | 0 | 1 | 1 | 4 | 0 | 0 | 2 | 4 | 0 | 4 | 1 | 0 | 0 | .400 | .355 | 1 |
| | Rocket City | .320 | 30 | 122 | 22 | 39 | 9 | 0 | 4 | 23 | 0 | 1 | 5 | 8 | 0 | 29 | 4 | 2 | 4 | .492 | .382 | 10 |
| 2023— | Rocket City | .444 | 7 | 27 | 10 | 12 | 1 | 0 | 3 | 10 | 0 | 0 | 1 | 6 | 1 | 8 | 3 | 0 | 0 | .815 | .559 | 1 |
| | LAA | .225 | 84 | 289 | 38 | 65 | 17 | 0 | 9 | 34 | 1 | 3 | 16 | 20 | 0 | 77 | 5 | 1 | 5 | .377 | .308 | 7 |
| | Salt Lake (1) | .308 | 4 | 13 | 5 | 4 | 1 | 0 | 2 | 3 | 0 | 0 | 2 | 1 | 0 | 4 | 0 | 0 | 0 | .846 | .438 | 0 |
| 2024— | LAA | .249 | 155 | 542 | 70 | 135 | 34 | 1 | 23 | 77 | 4 | 1 | 16 | 39 | 1 | 140 | 30 | 10 | 14 | .443 | .318 | 18 |
| MAJOR TOTALS | | .241 | 239 | 831 | 108 | 200 | 51 | 1 | 32 | 111 | 5 | 4 | 32 | 59 | 1 | 217 | 35 | 11 | 19 | .420 | .314 | 25 |
| MINOR TOTALS | | .321 | 48 | 187 | 39 | 60 | 11 | 1 | 10 | 40 | 0 | 1 | 10 | 19 | 1 | 45 | 8 | 2 | 4 | .551 | .410 | 12 |

(1) rehab assignment

Disabling Injuries: 2023 — Left oblique strain; disabled June 15 - July 14
Low back inflammation; disabled Aug. 4 - Sept. 10

2024 SEASON

- ◆ Winner of 2024 Angels Team MVP Award, as voted by Angels teammates...Fifth Angels player to be named Team MVP at age-23 or younger, along with Jim Fregosi, Jerry Remy, Jim Abbott and Mike Trout
- ◆ Ranked third among A.L. shortstops with 5.1 bWAR in 2024...Batted .249 (135/542) with 70 runs scored, 34 doubles, 23 HR, 77 RBI, and 30 stolen bases.
- ◆ Hit 23 home runs in 2024; surpassed Jim Fregosi (20; 1970) for most HR as a Halos shortstop in a single season.
- ◆ Led Angels in RBI (77), OPS (.761), doubles (34), extra-base hits (58) and stolen bases (30).
- ◆ Led Halos in batting average vs. left-handed pitchers batting .374 (40/107) with seven doubles, one triple, five home runs and 17 RBI.
- ◆ Recorded second career multi-HR game Sept. 22 at HOU (also; June 11, 2023 vs. SEA)...Collected six RBI (tied career high from Aug. 7 at NYY - Game 2); was second game by an Angel this season with two HR and six RBI (also; Kevin Pillar, May 7 at PIT)...Second game in franchise history by an Angels shortstop with at least two HR and six RBI (also; Freddie Patek, June 20, 1980 at BOS; 3 HR and 7 RBI).
- ◆ Stole 30 bases in 2024, becoming the third Angel ever (sixth occurrence; first since Mike Trout in 2016) and first infielder in Angels history to log a 20 HR/30 SB season...Neto also joined Trout as only Angels to have a 20 HR/20 SB season by age 23.
- ◆ Homered in consecutive games three times in 2024; last, Aug. 19-20.
- ◆ Recorded first career grand-slam in Game 2 on Aug. 7 vs. NYY and drove in career-high six RBI, becoming the third Angels shortstop with 6+ RBI in a single game (Freddie Patek; 1980 and Jim Fregosi; 1964).
- ◆ Recorded 14 stolen bases and 12 home runs in first half of 2024; first Angels infielder to reach 10 SB and 10 HR in the first half since Troy Glaus in 2000 (25 HR/10 SB).
- ◆ In June, led all shortstops with seven Defensive Runs Saved (Sports Info Solutions).
- ◆ Named the Angels 2024 nominee for the Bob Feller Act of Valor Award.
- ◆ Selected by Major League Baseball as a finalist for All-MLB Team at shortstop.

CAREER HIGHLIGHTS

- ◆ 2024 Angels Team MVP Award Winner.
- ◆ Made Major League debut on April 15, 2023 at Boston...First player from the 2022 MLB Draft to reach the Majors.
- ◆ Entered 2023 ranked by *Baseball America* as Angels #2 prospect...Also named on publication's Best Tools list for Angels organization as Best Hitter for Average and Best Defensive Infielder.
- ◆ Selected as 13th overall pick in 2022 First-Year Player Draft...Joined three-time All-Star Frank Tanana (1971) and 10-year MLB veteran Casey Kotchman (2001) as Angels selections with the #13 pick.



MAJOR LEAGUE SUMMARY

2023

- ◆ Completed first Major League season with **Angels** in 2023...Missed 54 games across two IL stints.
- ◆ Made MLB debut April 15 at Boston...First player from 2022 MLB Draft to make Major League debut.
- ◆ Received the Angels' 2023 Heart and Hustle Award presented by the MLBPA.
- ◆ Was first player in MLB history to be hit by seven pitches within first 15 career games...Was hit by a pitch in an franchise record four straight games (April 18-21).
- ◆ Was hit by pitches 16 times in 2023...His 11 HBP tied with Tim Lincecum for the most through a player's first 45 career games since at least 1901.
- ◆ Finished season with 17 multi-hit games...Had multiple extra base hits in back-to-back games on June 11-12; first Angels shortstop to do so since Gary Disarcina in 1995.
- ◆ Collected first MLB hit on April 17 against Brayan Bello (BOS)...First career HR came on May 9 against Framber Valdez (HOU).
- ◆ Scored walk-off run May 5 vs. Texas on a wild pitch in the 10th inning.
- ◆ Finished a triple away from first career cycle May 24 vs. Red Sox, and recorded first career game with three hits.
- ◆ Had career-long seven-game hit streak from July 15-27...Batted .250 (8/32) with seven runs, one double, two home runs, and five RBI during streak.
- ◆ Logged first career multi-homer game June 11 vs. Mariners.
- ◆ Recipient of Angels' 2023 Bob Feller Act of Valor Award

NOTABLE MINOR LEAGUE AWARDS AND HONORS

- ◆ **2023** Southern League Player of the Week (April 10)

CAREER TRANSACTIONS

- ◆ July 17, 2022...Selected by **Angels** in first round (13th overall) of First-Year Player Draft (signed July 20, 2022).

PERSONAL/MISC

- ◆ Zachary Adam Neto (pronounced NET-oh)...On Twitter: @ZachNeto25.
- ◆ Off the field hobbies include bowling, salsa dancing and video gaming.
- ◆ Played collegiately at Campbell University, where he amassed a .403 (152/377) career average in three years along with 40 doubles, five triples, 27 home runs and 108 RBI...Big South Player of the Year in 2021 and 2022.
- ◆ During 2021 Collegiate Summer season, played for Brewster Whitecaps in Cape Cod League and North Adams SteepleCats in New England Collegiate Baseball League.
- ◆ In 2020, played for Delray Beach Lightning in South Florida Collegiate Baseball League and led league in home runs (6) and batting average (.439).
- ◆ Prepped at Miami Coral Park Senior HS, where he was a three-time all-district team honoree after posting a career .407 average with 19 doubles, six triples, two home runs and 37 RBI.
- ◆ Originally signed by Angels scout Nick Gorneault.

MISCELLANEOUS STATS

TWO-HR GAMES (2)

Sept. 22, 2024 at HOU

June 11, 2023 vs. SEA

CAREER GRAND SLAMS (1)

Aug. 7, 2024 (Game 2) at NYY

CAREER FIELDING

| POS | PCT | G | PO | A | E | TC | DP |
|-----|------|-----|-----|-----|----|-----|-----|
| SS | .974 | 239 | 345 | 610 | 25 | 980 | 146 |

NETO'S CAREER HIGHS

| | SEASON | | GAME |
|-----|-------------|------------|--|
| AVG | .249 — 2024 | H | 3 — 11 times; last, 9/22/24 at HOU |
| R | 70 — 2024 | R | 3 — 6/11/23 vs. SEA |
| H | 135 — 2024 | HR | 2 — Twice; last, 9/22/24 at HOU |
| 2B | 34 — 2024 | 2B | 2 — 3 times; last, 4/26/24 vs. MIN |
| HR | 23 — 2024 | RBI | 6 — Twice; last, 9/22/24 at HOU |
| RBI | 77 — 2024 | Hit Streak | 7 — July 15, 2023 - July 27, 2023 (Game 2) |



INFIELDER

KEVIN NEWMAN



10

BATS
RIGHTTHROWS
RIGHTHEIGHT
6-1WEIGHT
195

BORN: AUG. 4, 1993

BIRTHPLACE: POWAY, CA

MLB SERVICE: 6 YEARS, 46 DAYS

ACQUIRED: SIGNED AS FREE AGENT, NOV. 14, 2024

SIGNED THRU: 2025; SIGNED ONE-YEAR CONTRACT, NOV. 14, 2024

OPENING DAY AGE: 31

RESIDES: CHANDLER, AZ

NEWMAN'S LIFETIME PLAYING RECORD

| Year | Club | AVG | G | AB | R | H | 2B | 3B | HR | RBI | SH | SF | HBP | BB | IBB | SO | SB | CS | GDP | SLG | OBP | E |
|--------------|------------------|------|-----|------|-----|-----|-----|----|----|-----|----|----|-----|-----|-----|-----|----|----|-----|------|------|----|
| 2015 | WV. Black Bears | .226 | 38 | 159 | 25 | 36 | 10 | 1 | 2 | 9 | 2 | 0 | 2 | 10 | 0 | 22 | 7 | 1 | 2 | .340 | .281 | 6 |
| | W.V. Power | .306 | 23 | 98 | 14 | 30 | 4 | 1 | 0 | 8 | 1 | 0 | 2 | 9 | 0 | 8 | 6 | 1 | 0 | .367 | .376 | 5 |
| 2016 | Bradenton | .366 | 41 | 164 | 24 | 60 | 10 | 1 | 3 | 24 | 2 | 3 | 3 | 17 | 0 | 12 | 4 | 1 | 3 | .494 | .428 | 6 |
| | Altoona | .288 | 61 | 233 | 41 | 67 | 11 | 2 | 2 | 28 | 2 | 4 | 3 | 26 | 1 | 24 | 6 | 3 | 8 | .378 | .361 | 2 |
| 2017 | Altoona | .260 | 82 | 343 | 42 | 89 | 18 | 2 | 4 | 30 | 3 | 2 | 4 | 22 | 1 | 40 | 4 | 2 | 6 | .359 | .310 | 7 |
| | Indianapolis | .283 | 40 | 166 | 23 | 47 | 11 | 2 | 0 | 11 | 3 | 1 | 1 | 7 | 1 | 22 | 7 | 1 | 2 | .374 | .314 | 2 |
| 2018 | Indianapolis | .302 | 109 | 437 | 74 | 132 | 30 | 2 | 4 | 35 | 5 | 1 | 2 | 31 | 3 | 50 | 28 | 11 | 6 | .407 | .350 | 9 |
| | PITTSBURGH | .209 | 31 | 91 | 7 | 19 | 2 | 0 | 0 | 6 | 0 | 1 | 1 | 4 | 1 | 23 | 0 | 1 | 2 | .231 | .247 | 4 |
| 2019 | PITTSBURGH | .308 | 130 | 493 | 61 | 152 | 20 | 6 | 12 | 64 | 2 | 1 | 7 | 28 | 2 | 62 | 16 | 8 | 5 | .446 | .353 | 12 |
| | Indianapolis (1) | .233 | 8 | 30 | 5 | 7 | 2 | 0 | 0 | 1 | 0 | 0 | 0 | 5 | 0 | 7 | 0 | 1 | 0 | .300 | .343 | 0 |
| 2020 | PITTSBURGH | .224 | 44 | 156 | 12 | 35 | 5 | 0 | 1 | 10 | 1 | 2 | 1 | 12 | 0 | 21 | 0 | 1 | 1 | .276 | .281 | 8 |
| | PITTSBURGH | .226 | 148 | 517 | 50 | 117 | 22 | 3 | 5 | 39 | 6 | 3 | 1 | 27 | 3 | 41 | 6 | 1 | 7 | .309 | .265 | 3 |
| 2022 | PITTSBURGH | .274 | 78 | 288 | 31 | 79 | 18 | 2 | 2 | 24 | 2 | 1 | 2 | 16 | 0 | 48 | 8 | 2 | 6 | .372 | .316 | 6 |
| | Indianapolis (1) | .396 | 13 | 48 | 6 | 19 | 3 | 0 | 0 | 6 | 0 | 1 | 1 | 3 | 0 | 6 | 0 | 0 | 2 | .458 | .434 | 0 |
| 2023 | CINCINNATI | .253 | 74 | 225 | 28 | 57 | 16 | 0 | 3 | 28 | 2 | 5 | 4 | 17 | 0 | 34 | 8 | 1 | 7 | .364 | .311 | 4 |
| | Louisville (1) | .211 | 11 | 38 | 6 | 8 | 0 | 0 | 0 | 3 | 0 | 0 | 1 | 5 | 0 | 8 | 0 | 0 | 1 | .211 | .318 | 0 |
| 2024 | Reno | .364 | 6 | 22 | 6 | 8 | 1 | 1 | 1 | 7 | 0 | 2 | 0 | 3 | 0 | 8 | 1 | 0 | 1 | .636 | .407 | 0 |
| | ARIZONA | .278 | 111 | 288 | 41 | 80 | 17 | 1 | 3 | 28 | 6 | 2 | 0 | 15 | 1 | 48 | 8 | 1 | 7 | .375 | .311 | 5 |
| MAJOR TOTALS | | .262 | 616 | 2058 | 230 | 539 | 100 | 12 | 26 | 199 | 19 | 15 | 16 | 119 | 7 | 277 | 46 | 15 | 35 | .360 | .305 | 42 |
| MINOR TOTALS | | .289 | 432 | 1738 | 266 | 503 | 100 | 12 | 16 | 162 | 18 | 14 | 19 | 138 | 6 | 207 | 63 | 21 | 31 | .388 | .346 | 37 |

(1) rehab assignment

Disabling Injuries: **2023** — Left oblique strain; disabled Aug. 19 (retro to Aug. 16) - Sept. 25
Gastritis; disabled July 17 (retro to July 14) - July 24
2022 — Left groin strain; disabled April 27 - July 8
2020 — Contusion to the peroneal nerve in left knee; disabled Sept. 20 - Sept. 28
2019 — Right middle finger laceration; disabled April 11 (retro to April 9) - May 4

2024 SEASON

- ◆ Began season with Triple-A **Reno** and batted .364 (8/22) with six runs scored, three extra-base hits, and seven RBI in six games before being promoted.
- ◆ Contract selected by **D-backs** on April 7 and made debut with Arizona that night at Atlanta.
- ◆ Slashed .278/.311/.375 with 41 runs scored, 17 doubles, one triple, three home runs, 28 RBI, and eight stolen bases in 111 games in seventh Major League season.
- ◆ .278 AVG (80/288) was highest since he batted .308 (152/493) across 130 games in 2019; 2.2 bWAR was also highest total since that season...Stole eight bases for the third consecutive year.

CAREER HIGHLIGHTS

- ◆ Has made five Opening Day rosters (2019-2023).
- ◆ Made Major League debut Aug. 16, 2018 vs. Chicago (N.L.)...Recorded first career hit on Aug. 24, 2018 at Milwaukee against LHP Wade Miley.
- ◆ Hit first MLB home run on May 28, 2019 at Cincinnati off RHP Lucas Sims; Became eighth Pirates batter to hit a grand slam for their first career home run.



- ◆ Posted a .993 fielding percentage in 2021 with the Pirates, the second-best ever by a National League shortstop (Rey Ordoñez, .994 in 1999) and the highest in baseball by a player at that position since Orioles Mike Bordick established the Major League record in 2002 (.998)...Finished as a Gold Glove finalist at shortstop.
- ◆ In 2021, became the first Pirates shortstop to lead the National League in fielding percentage since Jay Bell in 1996 (.986)...Did not commit an error until July 6; 76-game errorless streak was the longest ever by a Pirates shortstop in a single season and the second-longest streak to open a season by any shortstop in Major League history (Omar Vizquel, 89 games in 1989).
- ◆ In 2019, batted .350 (84/240) on the road, the highest among all qualifying Major League players and the second-highest single-season mark among N.L. rookies since 1913 behind Boston's Jimmy Welsh (.354 in 1925).
- ◆ Led N.L. shortstops with a .309 (120/388) average while playing the position in 2019...Led all Major League players (min: 75 games) with a .328 (106/323) batting average from the leadoff spot.
- ◆ Had a 19-game hitting streak from June 7-29, 2019 and set a Pirates record for the longest hitting streak by a rookie (since 1900).
- ◆ Hit for the cycle and had five hits on Aug. 7, 2018 vs. Lehigh Valley while with Triple-A Indianapolis.

NOTABLE MINOR LEAGUE AWARDS AND HONORS

- ◆ **2018** MiLB.com Organization All-Star...*Baseball America* Triple-A All-Star...International League Post-Season All-Star...International League Mid-Season All-Star...International League Player of the Week for week of May 13.
- ◆ **2016** MiLB.com Organization All-Star...Florida State League Mid-Season All-Star...Florida State League Player of the Week (June 19).

CAREER TRANSACTIONS

- ◆ June 8, 2015...Selected by **Pirates** in first round (19th overall) of First-Year Player Draft (signed June 15, 2015).
- ◆ Nov. 18, 2022...Traded by **Pirates** to **Reds** for RHP Dauri Moreta.
- ◆ Dec. 31, 2023...Signed by **Diamondbacks** as a minor league free agent.
- ◆ Mar. 28, 2024...Signed by **Diamondbacks** as a minor league free agent.
- ◆ Nov. 14, 2024...Signed by **Angels** to one-year contract.

PERSONAL/MISC

- ◆ Kevin Bradley Newman...On X: @OfficialKBN.
- ◆ Newman and his wife, Shayne, have two children: Addison and Austin.
- ◆ Graduated from Poway (CA) High School in 2013, where as a senior he was the team's Most Valuable Player.
- ◆ Attended University of Arizona and was a three-time All-Pac 12 selection and two-time All-Pac 12 Defensive Team selection; Made each of his 165 career apps as the Wildcats' starting shortstop and batted .337 (227/674) with a .817 OPS, 132 runs scored, and 112 RBI across three collegiate seasons.
- ◆ Was a college roommate of Angels infielder Scott Kingery and Boston's Bobby Dalbec.
- ◆ His mother, Elizabeth, was a professional skier...His father, John, and sister, Regan, both played tennis at Northern Arizona University.
- ◆ Originally signed by Pirates scout Derrick Van Dusen.

MISCELLANEOUS STATS

TWO-HR GAMES (2)

Sept. 27, 2019 vs. CIN

Aug. 29, 2019 at COL

CAREER GRAND SLAMS (1)

May 28, 2019 at CIN

CAREER WALK-OFF PLATE APPEARANCES (8)

May 13, 2024 vs. CIN (2-RBI single; 9th)

Sept. 8, 2020 vs. CWS (Fielder's choice, run scores on E2, no RBI; 9th)

Sept. 27, 2019 vs. CIN (2-run HR; 9th)

June 23, 2019 vs. SD (RBI-walk; 11th)

Sept. 28, 2022 vs. CIN (RBI-single; 10th)

Aug. 6, 2020 vs. MIN (2-RBI single; 9th)

Aug. 16, 2019 vs. CHC (RBI-single; 9th)

Apr. 6, 2019 vs. CIN (RBI-double; 10th)

CAREER FIELDING

| POS | PCT | G | PO | A | E | TC | DP |
|-----|-------|-----|-----|-----|----|------|-----|
| SS | .976 | 390 | 433 | 848 | 31 | 1312 | 177 |
| 2B | .989 | 168 | 224 | 326 | 6 | 556 | 90 |
| 3B | .919 | 36 | 20 | 37 | 5 | 62 | 5 |
| 1B | 1.000 | 19 | 71 | 6 | 0 | 77 | 5 |
| OF | 1.000 | 3 | 1 | 0 | 0 | 1 | 0 |



INFIELDER

RYAN NODA



49

BATS
LEFTTHROWS
LEFTHEIGHT
6-3WEIGHT
235

BORN: MAR. 30, 1996

BIRTHPLACE: WAUKEGAN, IL

MLB SERVICE: 1 YEAR, 55 DAYS

ACQUIRED: CLAIMED OFF WAIVERS FROM OAKLAND, NOV. 1, 2024

SIGNED THRU: 2025; UNDER CLUB CONTROL; 1/3 OPTIONS USED

OPENING DAY AGE: 28

RESIDES: CINCINNATI, OH

NODA'S LIFETIME PLAYING RECORD

| Year | Club | AVG | G | AB | R | H | 2B | 3B | HR | RBI | SH | SF | HBP | BB | IBB | SO | SB | CS | GDP | SLG | OBP | E |
|--------------|---------------|---------------------------------------|-----|------|-----|-----|-----|----|-----|-----|----|----|-----|-----|-----|-----|----|----|-----|-------|------|----|
| 2017— | Bluefield | .364 | 66 | 214 | 62 | 78 | 18 | 3 | 7 | 39 | 0 | 0 | 3 | 59 | 4 | 60 | 7 | 4 | 3 | .575 | .507 | 5 |
| 2018— | Lansing | .256 | 124 | 403 | 78 | 103 | 24 | 4 | 20 | 80 | 0 | 5 | 10 | 109 | 3 | 14 | 14 | 4 | 7 | .484 | .421 | 7 |
| 2019— | Dunedin | .238 | 117 | 378 | 62 | 90 | 27 | 1 | 13 | 74 | 1 | 6 | 10 | 74 | 3 | 138 | 14 | 2 | 5 | .418 | .372 | 5 |
| 2020— | | DID NOT PLAY - No Minor League Season | | | | | | | | | | | | | | | | | | | | |
| 2021— | Tulsa | .250 | 113 | 384 | 73 | 96 | 15 | 1 | 29 | 78 | 0 | 5 | 12 | 74 | 2 | 127 | 3 | 1 | 4 | .521 | .383 | 6 |
| 2022— | Oklahoma City | .259 | 135 | 464 | 86 | 120 | 23 | 1 | 25 | 90 | 0 | 3 | 15 | 92 | 2 | 162 | 20 | 4 | 6 | .474 | .396 | 6 |
| 2023— | OAKLAND | .229 | 128 | 406 | 63 | 93 | 22 | 1 | 16 | 54 | 0 | 2 | 10 | 77 | 1 | 170 | 3 | 1 | 4 | .406 | .364 | 7 |
| | Las Vegas (1) | .400 | 4 | 10 | 7 | 4 | 2 | 0 | 2 | 5 | 0 | 0 | 0 | 8 | 1 | 3 | 0 | 0 | 0 | 1.200 | .667 | 0 |
| 2024— | OAKLAND | .137 | 36 | 95 | 8 | 13 | 4 | 0 | 1 | 4 | 1 | 0 | 1 | 14 | 0 | 37 | 0 | 0 | 0 | .211 | .255 | 2 |
| | Las Vegas | .224 | 101 | 348 | 81 | 78 | 21 | 2 | 22 | 54 | 0 | 2 | 8 | 89 | 1 | 134 | 5 | 1 | 6 | .486 | .392 | 5 |
| MAJOR TOTALS | | .212 | 164 | 501 | 71 | 106 | 26 | 1 | 17 | 58 | 1 | 2 | 11 | 91 | 1 | 207 | 3 | 1 | 4 | .369 | .344 | 9 |
| MINOR TOTALS | | .259 | 660 | 2201 | 449 | 569 | 130 | 12 | 118 | 420 | 1 | 21 | 58 | 505 | 16 | 759 | 63 | 16 | 31 | .489 | .406 | 34 |

(1) rehab assignment

Disabling Injuries: 2023 — Fractured mandible; disabled July 20 (retro to July 19) - Aug. 21

2024 SEASON

- ◆ Made second career Opening Day roster with **Athletics**...Batted .137 (13/95) with eight runs scored, four doubles, one home run, and four RBI in 36 games.
- ◆ Optioned to Triple-A **Las Vegas** on May 2 and slashed .224/.392/.486 with 81 runs, 21 doubles, two triples, 22 home runs, 54 RBI, and five stolen bases in 101 games with the Aviators.
- ◆ Named Pacific Coast League Player of the Week for week of August 18 after batting .455 (10/22) with nine runs scored, five doubles, four HR, and 10 RBI across six games from Aug. 13-18...Homed in three straight games (four total) from Aug. 14-16.

CAREER HIGHLIGHTS

- ◆ Made Major League debut on March 30, 2023 against Angels.
- ◆ Led all Major League rookies with 77 walks in 2023; Ranked second among A.L. rookies in OBP (min. 490 PA) (.364), third (min. 490 PA) in OPS+ (118), fifth in runs scored (63), tied for sixth in home runs (16), seventh in RBI (54), and tied for seventh in doubles (22).
- ◆ Named 2023 Jim Catfish Hunter Award winner, presented annually to the Oakland Athletics player whose play on the field and conduct in the clubhouse best exemplifies the courageous, competitive and inspirational spirit demonstrated by the late Hall of Fame pitcher, Jim "Catfish" Hunter.
- ◆ Hit first career home run on April 5, 2023 off of Cleveland's RHP Nick Sandlin.
- ◆ 2022 MiLB.com Organization All-Star...2021 Texas League Post-Season All-Star...2019 Florida State League Post-Season All-Star...2018 Midwest League Player of the Week for weeks of June 24 & June 10...2017 MiLB.com Organization All-Star; Baseball America Rookie All-Star; Appalachian League Post-Season All-Star; Appalachian League Player of the Year; MiLB. com Appalachian League Player of the Month for July...2017 Appalachian League Player of the Week for the week of July 9.



CAREER TRANSACTIONS

- ◆ June 14, 2017...Selected by **Blue Jays** in 15th round of First-Year Player Draft (signed June 19, 2017).
- ◆ Aug. 31, 2020...Traded by **Blue Jays** as player to be named later with RHP Kendall Williams to **Dodgers** for RHP Ross Stripling.
- ◆ Dec. 7, 2022...Claimed off waivers by **Athletics** from **Dodgers**.
- ◆ Nov. 1, 2024...Claimed off waivers by **Angels** from **Athletics**.

PERSONAL/MISC

- ◆ Ryan Anthony Noda...On X: @RyanNoda14.
- ◆ Resides in Cincinnati, OH with wife, Grace.
- ◆ Graduated from Grant Community High School (Fox Lake, IL) in 2014; named All-Conference, All-Area and All-State in 2014.
- ◆ Attended University of Cincinnati and posted a .800 OPS with 22 home runs and 96 RBI in 167 games...Missed only one game over three seasons.
- ◆ Originally signed by Blue Jays scout Coulson Barbiche.

CAREER FIELDING

| POS | PCT | G | PO | A | E | TC | DP |
|-----|-------|-----|-----|----|---|-----|-----|
| 1B | .991 | 149 | 905 | 65 | 9 | 979 | 102 |
| OF | 1.000 | 11 | 6 | 0 | 0 | 6 | 0 |





CATCHER

LOGAN O'HOPPE



14

BATS
RIGHTTHROWS
RIGHTHEIGHT
6-2WEIGHT
215

BORN: FEB. 9, 2000

BIRTHPLACE: WEST ISLIP, NY

MLB SERVICE: 2 YEARS, 8 DAYS

ACQUIRED: FROM PHILADELPHIA FOR OF BRANDON MARSH, AUG. 2, 2022

SIGNED THRU: 2025; UNDER CLUB CONTROL; 0/3 OPTIONS USED

OPENING DAY AGE: 25

RESIDES: SAYVILLE, NY

O'HOPPE'S LIFETIME PLAYING RECORD

| Year | Club | AVG | G | AB | R | H | 2B | 3B | HR | RBI | SH | SF | HBP | BB | IBB | SO | SB | CS | GDP | SLG | OBP | E |
|--------------|---|------|-----|------|-----|-----|----|----|----|-----|----|----|-----|-----|-----|-----|----|----|-----|------|------|----|
| 2018 | Phillies (GCL) | .367 | 34 | 109 | 19 | 40 | 10 | 1 | 2 | 21 | 0 | 4 | 1 | 10 | 0 | 28 | 2 | 1 | 2 | .532 | .411 | 2 |
| 2019 | Williamsport | .216 | 45 | 162 | 20 | 35 | 12 | 2 | 5 | 26 | 0 | 3 | 0 | 12 | 0 | 49 | 3 | 0 | 7 | .407 | .266 | 6 |
| 2020 | DID NOT PLAY — Participated at Phillies Alternate Training Site | | | | | | | | | | | | | | | | | | | | | |
| 2021 | Jersey Shore | .270 | 85 | 318 | 43 | 86 | 17 | 2 | 13 | 48 | 0 | 6 | 4 | 30 | 0 | 63 | 6 | 3 | 2 | .459 | .335 | 5 |
| | Reading | .296 | 13 | 54 | 6 | 16 | 1 | 0 | 3 | 7 | 0 | 0 | 2 | 1 | 0 | 9 | 0 | 0 | 0 | .481 | .333 | 0 |
| | Lehigh Valley | .190 | 6 | 21 | 2 | 4 | 1 | 0 | 1 | 3 | 0 | 0 | 0 | 2 | 0 | 4 | 0 | 0 | 0 | .381 | .261 | 1 |
| 2022 | Reading | .275 | 75 | 262 | 48 | 72 | 11 | 1 | 15 | 45 | 0 | 2 | 11 | 41 | 1 | 52 | 6 | 2 | 3 | .496 | .392 | 4 |
| | Rocket City | .306 | 29 | 98 | 24 | 30 | 3 | 0 | 11 | 33 | 0 | 1 | 3 | 29 | 1 | 22 | 1 | 2 | 1 | .673 | .473 | 4 |
| | LAA | .286 | 5 | 14 | 1 | 4 | 0 | 0 | 0 | 2 | 0 | 0 | 0 | 2 | 0 | 3 | 0 | 0 | 0 | .286 | .375 | 0 |
| 2023 | LAA | .236 | 51 | 182 | 23 | 43 | 6 | 0 | 14 | 29 | 0 | 1 | 2 | 14 | 0 | 48 | 0 | 1 | 4 | .500 | .296 | 2 |
| | Inland Empire (1) | .316 | 6 | 19 | 4 | 6 | 3 | 0 | 0 | 3 | 0 | 0 | 0 | 3 | 0 | 5 | 0 | 0 | 0 | .474 | .409 | 0 |
| | Salt Lake (1) | .600 | 2 | 5 | 3 | 3 | 0 | 0 | 0 | 1 | 0 | 0 | 0 | 1 | 0 | 1 | 0 | 0 | 0 | .600 | .667 | 0 |
| 2024 | LAA | .244 | 136 | 479 | 64 | 117 | 17 | 1 | 20 | 56 | 1 | 1 | 8 | 33 | 0 | 155 | 2 | 3 | 7 | .409 | .303 | 6 |
| MAJOR TOTALS | | .243 | 192 | 675 | 88 | 164 | 23 | 1 | 34 | 87 | 1 | 2 | 10 | 49 | 0 | 206 | 2 | 4 | 11 | .431 | .303 | 8 |
| MINOR TOTALS | | .279 | 295 | 1048 | 169 | 292 | 58 | 6 | 50 | 187 | 0 | 16 | 21 | 129 | 2 | 233 | 18 | 8 | 15 | .489 | .364 | 22 |

(1) rehab assignment

Disabling Injuries: 2023 — Left shoulder inflammation; disabled April 21 - Aug. 18

2024 SEASON

- ◆ Batted .244 (117/479) with 64 runs, 17 doubles, 20 home runs, and 56 RBI in 136 games...Ranked sixth among A.L. backstops with 2.7 bWAR.
- ◆ Finished third in the Majors with 20 home runs as a catcher, behind Seattle's Cal Raleigh (28 HR) and Oakland's Shea Langeliers (27 HR)...Tied with Mike Napoli (20) for most home runs by a Halos catcher in a season since 2008.
- ◆ Tied for fifth among MLB catchers with 21 baserunners caught stealing in 2024.
- ◆ Caught 125 games behind the plate, third-most in MLB behind Cal Raleigh (131) and Shea Langeliers (126).
- ◆ Named the Angels 2024 Heart and Hustle Award nominee.
- ◆ Recorded four games with at least four hits; Tied for most four-hit games at catcher in MLB (Will Smith)...Also notched second career game with three XBH on Sept. 21 at HOU (last; Sept. 11, 2023 at SEA).
- ◆ Hit career-high 20th home run Sept. 21 and finished ranked third (tied) on Angels...Tied Lance Parrish (1990) for most first half home runs (14) by an Angels catcher in franchise history...Hit longest career home run (467 feet) on June 15 at SF.
- ◆ Batted .313 (50/160) from June 4 - Aug. 4 with 26 runs, seven doubles, nine HR, 20 RBI and an .891 OPS.
- ◆ Homered in consecutive games three times during the season (May 29-30, June 28-29 and July 31 - Aug. 1).
- ◆ In June, finished second among MLB catchers (min. 20 games) with a .324 (24/74) batting average and ranked first with a .971 OPS and 11 extra-base hits.
- ◆ Collected an extra-base hit in 10 of 17 games June 7-29 (six doubles and five HR).
- ◆ Notched first career game with five hits on June 9 (first Angels five-hit game since Mickey Moniak and Hunter Renfroe on June 24, 2023 at COL) and capped it with a walk-off home run to beat the Astros; became the third player all-time with 5+ hits including a walk-off HR in a nine-inning game, joining Atlanta's Fred McGriff (Aug. 24, 1996 vs. CHC) and the St. Louis Browns' Wally Judnich (July 24, 1940 vs. NYY)...Also recorded first career stolen base in the game.
- ◆ Finished with 27 multi-hit games... Had two career-long eight-game hitting streaks (June 4-15; March 30 - April 7).



- ◆ Grand slam on April 5 was first career grand slam and first by an Angels catcher since Chris Iannetta on 5/28/2015 vs. DET.
- ◆ Had career-high 17-game on-base streak Sept 22, 2023 - April 7, 2024, which was longest by an Angels catcher since Bengie Molina in 2005.

CAREER HIGHLIGHTS

- ◆ Made Major League debut September 28, 2022 against Oakland.
- ◆ In 2023, became youngest Opening Day catcher in Angels history (23 years, 49 days).

MAJOR LEAGUE SUMMARY

2023

- ◆ Made first Opening Day roster...Played in 51 games for **Angels** in first full Major League season.
- ◆ Became youngest (23 years, 49 days) Opening Day catcher in franchise history (previous was Buck Rodgers in 1962 (23 years, 237 days).
- ◆ Recorded first Major League home run on April 2 at OAK...Totalled six RBI in opening series at Oakland.
- ◆ Missed 103 games with left shoulder inflammation.
- ◆ Recorded a home run in back-to-back games Sept. 8-9 for first time in career.
- ◆ Tallied first career multi-homer game Sept. 11 at SEA.
- ◆ Finished month of September tied for first in A.L. with nine home runs...Led Angels with slugging (.587), OPS (.879), total bases (54), and runs (15).
- ◆ On September 30, tied Bengie Molina (2000) for second-most home runs in a season by an Angels rookie catcher with 14th homer of the year.
- ◆ Drew four walks October 1, first four-walk game of career; third Angel catcher (fourth occurrence) to log four free passes in a game.
- ◆ Collected two three-hit games (April 20 at NYY and Sept. 11 at SEA).

2022

- ◆ After starting the season in the **Phillies** organization, was acquired by the **Angels** Aug. 2 in exchange for OF Brandon Marsh...Became the Angels #1 prospect following mid-season trade.
- ◆ Made Major League debut Sept. 28 vs. Oakland...Became the second position player born after 2000 to debut for the Angels (Liván Soto)...Singled in first career plate appearance off Adrián Martínez...Logged hits in four of five big league games.
- ◆ In 104 combined games in Double-A with **Rocket City** and **Reading**, batted .283 (102/360) with 26 home runs, 14 doubles, 78 RBI, and 196 total bases...With Rocket City, hit .306 (30/98) and led the Southern League in home runs, RBI, OBP, SLG, and OPS after joining the Club on August 4.

NOTABLE MINOR LEAGUE AWARDS AND HONORS

- ◆ **2022** Futures Game Selection...Southern League Player of the Month (Sept.)...Eastern League Player of the Week (May 22).
- ◆ **2021** MiLB.com Organizational All-Star...Participated in Arizona Fall League...AFL Rising Stars Game...AFL Darnell Stenson Sportsmanship Award.
- ◆ **2019** New York-Penn League All-Star...Phillies Minor League Player of the Month (July)...New York-Penn League Player of the Week (July 28)... New York-Penn League Player of the Week (July 21).

CAREER TRANSACTIONS

- ◆ June 6, 2018...Selected by **Phillies** in 23rd round of First-Year Player Draft.
- ◆ Aug. 2, 2022...Traded by **Phillies** to **Angels** for OF Brandon Marsh.

PERSONAL/MISC

- ◆ Logan O'Hoppe (pronounced oh-HOP-ee)...On Instagram: @logan_ohoppe.
- ◆ Has an identical twin sister, Melanie.
- ◆ Hosted the O'Hoppe All Star Bowl in the 2024 offseason to raise funds and awareness for Corey's Promise, an organization dedicated to supporting families affected by pediatric cancer.
- ◆ Was committed to playing collegiately at East Carolina University, his father's alma mater...Named a 2018



CATCHER

LOGAN O'HOPPE

Preseason Perfect Game All-American and All-Region Team...Posted a .467 average with three home runs and 22 RBI in 21 games his senior season...Named Catholic High School Athletic Association Player of the Year after netting the Triple Crown and leading high school to its first league championship since 2014...Recognized as the top High School catcher in the country with 2018 Gold Glove win.

- Originally signed by Phillies scout Alex Agostino.

MISCELLANEOUS STATS

TWO-HR GAMES (2)

July 9, 2024 vs. TEX

Sept. 11, 2023 at SEA

CAREER GRAND SLAMS (1)

April 5, 2024 vs. BOS

CAREER WALK-OFF PLATE APPEARANCES (1)

June 9, 2024 vs. HOU (2-run HR; 9th)

CAREER FIELDING

| POS | PCT | G | PO | A | E | TC | DP | PB | CS | CS% |
|-----|------|-----|------|----|---|------|----|----|----|-----|
| C | .995 | 181 | 1416 | 52 | 8 | 1476 | 1 | 8 | 35 | 23% |

O'HOPPE'S CAREER HIGHS

| | SEASON | | GAME |
|-----|-------------|------------|---|
| AVG | .244 — 2024 | H | 5 — 6/9/24 vs. HOU |
| R | 64 — 2024 | R | 3 — 6/9/24 vs. HOU |
| H | 117 — 2024 | HR | 2 — Twice; last, 7/9/24 vs. TEX |
| 2B | 17 — 2024 | 2B | 2 — 9/21/24 at HOU |
| HR | 20 — 2024 | RBI | 4 — 4/5/24 vs. BOS |
| RBI | 56 — 2024 | Hit Streak | 8 — Twice; last, June 4, 2024 - June 15, 2024 |



INFILDER

KYREN PARIS



19

BATS
RIGHTTHROWS
RIGHTHEIGHT
6-0WEIGHT
180

BORN: NOV. 11, 2001

BIRTHPLACE: BERKELEY, CA

MLB SERVICE: 61 DAYS

ACQUIRED: SELECTED IN SECOND ROUND OF 2019 FIRST-YEAR PLAYER DRAFT

SIGNED THRU: 2025; UNDER CLUB CONTROL; 1/3 OPTIONS USED

OPENING DAY AGE: 23

RESIDES: OAKLEY, CA

PARIS' LIFETIME PLAYING RECORD

| Year | Club | AVG | G | AB | R | H | 2B | 3B | HR | RBI | SH | SF | HBP | BB | IBB | SO | SB | CS | GDP | SLG | OBP | E |
|---|---------------|------|-----|------|-----|-----|----|----|----|-----|----|----|-----|-----|-----|-----|-----|----|-----|------|------|----|
| 2019— | AZL Angels | .300 | 3 | 10 | 4 | 3 | 1 | 0 | 0 | 2 | 0 | 0 | 0 | 3 | 0 | 4 | 0 | 0 | 0 | .400 | .462 | 2 |
| 2020— | | | | | | | | | | | | | | | | | | | | | | |
| DID NOT PLAY - Participated at Angels Alternate Training Site | | | | | | | | | | | | | | | | | | | | | | |
| 2021— | Inland Empire | .274 | 29 | 106 | 29 | 29 | 5 | 6 | 2 | 18 | 0 | 0 | 3 | 27 | 0 | 41 | 16 | 4 | 1 | .491 | .434 | 12 |
| | ACL Angels | .357 | 5 | 14 | 3 | 5 | 0 | 0 | 1 | 1 | 0 | 0 | 0 | 1 | 0 | 3 | 2 | 0 | 0 | .571 | .400 | 0 |
| | Tri-City | .231 | 13 | 52 | 6 | 12 | 2 | 1 | 1 | 6 | 0 | 0 | 1 | 2 | 0 | 20 | 4 | 0 | 2 | .365 | .273 | 4 |
| 2022— | Tri-City | .229 | 89 | 328 | 58 | 75 | 18 | 5 | 8 | 32 | 5 | 0 | 9 | 49 | 0 | 117 | 28 | 4 | 6 | .387 | .345 | 18 |
| | ACL Angels | .143 | 2 | 7 | 1 | 1 | 0 | 0 | 1 | 2 | 0 | 0 | 0 | 2 | 0 | 3 | 0 | 0 | 0 | .571 | .333 | 0 |
| | Rocket City | .359 | 14 | 39 | 11 | 14 | 2 | 0 | 3 | 8 | 0 | 0 | 2 | 10 | 0 | 14 | 5 | 0 | 0 | .641 | .510 | 1 |
| 2023— | Rocket City | .255 | 113 | 415 | 79 | 106 | 23 | 1 | 14 | 45 | 0 | 2 | 7 | 88 | 0 | 151 | 44 | 5 | 4 | .417 | .393 | 18 |
| | LAA | .100 | 15 | 40 | 4 | 4 | 0 | 0 | 0 | 1 | 1 | 0 | 1 | 4 | 0 | 17 | 3 | 0 | 0 | .100 | .200 | 0 |
| 2024— | Rocket City | .091 | 23 | 77 | 8 | 7 | 1 | 1 | 0 | 7 | 0 | 3 | 2 | 9 | 0 | 36 | 8 | 1 | 2 | .130 | .198 | 2 |
| | LAA | .118 | 21 | 51 | 4 | 6 | 2 | 0 | 1 | 5 | 0 | 0 | 0 | 7 | 0 | 17 | 1 | 0 | 1 | .216 | .224 | 1 |
| | Salt Lake | .209 | 37 | 139 | 20 | 29 | 5 | 2 | 4 | 19 | 2 | 2 | 0 | 16 | 0 | 52 | 8 | 1 | 6 | .360 | .287 | 12 |
| MAJOR TOTALS | | .110 | 36 | 91 | 8 | 10 | 2 | 0 | 1 | 6 | 1 | 0 | 1 | 11 | 0 | 34 | 4 | 0 | 0 | .165 | .214 | 1 |
| MINOR TOTALS | | .237 | 328 | 1187 | 219 | 281 | 57 | 16 | 34 | 140 | 7 | 7 | 24 | 207 | 0 | 441 | 115 | 15 | 21 | .398 | .359 | 69 |

Disabling Injuries: 2023 — Left thumb ligament tear; disabled Sept. 18 - end of season

2024 SEASON

- ◆ Began season with Double-A **Rocket City** and batted .091 (7/77) with eight runs scored, two extra-base hits, seven RBI, and eight stolen bases over 23 games.
- ◆ Recalled on May 9 and appeared in 21 games for **Angels**; batted .118 (6/51) with four runs scored, two doubles, one home run, and five RBI.
- ◆ Hit first career home run on May 22 at Houston (2-run HR off Hunter Brown).
- ◆ Finished the season with Triple-A **Salt Lake** and batted .209 (29/139) with 20 runs scored, five doubles, two triples, four home runs, 19 RBI, and eight stolen bases in 37 games.

MAJOR LEAGUE SUMMARY

2023

- ◆ Contract selected by **Angels**, Sept. 1; played in 15 games across two Major League stints.
- ◆ Made Major League debut Sept. 1 at Oakland.
- ◆ Recorded first career Major League hit September 2 at OAK via a single off Paul Blackburn...First career RBI came on Sept. 7 vs. Cleveland with game-tying RBI single in 9th inning off Emmanuel Clase and scored winning run on Randal Grichuk walk-off single.
- ◆ Missed final 12 games of the season on injured list with a left thumb ligament tear.
- ◆ In 113 games for Double-A **Rocket City**, led team (min. 350 PA) in batting average, runs scored, doubles (tied), walks, stolen bases, on-base percentage, and OPS...Reached safely in each of last 29 games for Trash Pandas, tying the Rocket City record.
- ◆ Set Trash Pandas franchise record with 44 stolen bases in 2023...Is all-time Rocket City stolen bases leader (49).
- ◆ At the time of his promotion on Sept. 1, Paris was leading the Southern League in runs scored and walks...Finished season ranked second in the Southern League in walks (88), third in runs scored (79), fourth in stolen bases (44), sixth in OBP (.393), and 10th in total bases (173).
- ◆ Named Southern League All-Star and participated in SiriusXM Futures



INFIELDER

KYREN PARIS

CAREER HIGHLIGHTS

- ◆ Made Major League debut September 1, 2023 at Oakland.
- ◆ Entered 2024 ranked by *Baseball America* as Angels #4 overall prospect and #2 position player prospect...Was also named by the publication as having best strike-zone discipline in the Angels organization.
- ◆ Made professional debut with AZL Angels in 2019 at just 17 years old.

NOTABLE MINOR LEAGUE AWARDS AND HONORS

- ◆ **2023** Futures Game Selection...Southern League Post-Season All-Star.
- ◆ **2022** Northwest League Player of the Week (Aug. 14)

CAREER TRANSACTIONS

- ◆ June 3, 2019...Selected by **Angels** in second round of First-Year Player Draft (signed June 11, 2019).

PERSONAL/MISC

- ◆ Kyren Terrell Paris...On Twitter: @kyren_paris.
- ◆ 2023 marks first season as a non-roster invitee to Major League Spring Training.
- ◆ Missed nearly two months of 2021 season with a non-displaced fibula fracture.
- ◆ Did not play during 2020 season, but was part of Angels Player Pool and participated at Alternate Training Site in Long Beach.
- ◆ Limited to three games for AZL Angels in 2019 after breaking a hamate bone during batting practice.
- ◆ Committed to University of California, Berkeley, but elected to sign with Angels after being drafted in 2019.
- ◆ Graduate of Freedom HS (Oakley, CA), where he was a four-year varsity letterman...Completed his senior year with a .306 (16/62) batting average with 16 runs scored, three doubles, three triples, six RBI and 11 stolen bases.
- ◆ Originally signed by Angels scout Brian Tripp.

CAREER FIELDING

| POS | PCT | G | PO | A | E | TC | DP |
|-----|-------|----|----|----|---|----|----|
| 2B | .984 | 19 | 21 | 39 | 1 | 61 | 8 |
| SS | 1.000 | 11 | 17 | 28 | 0 | 45 | 2 |
| OF | 1.000 | 2 | 3 | 0 | 0 | 3 | 0 |



MICHAEL PETERSEN



70

BATS
RIGHTTHROWS
RIGHTHEIGHT
6-7WEIGHT
245

BORN: MAY 16, 1994

BIRTHPLACE: MIDDLESEX, ENGLAND

MLB SERVICE: 53 DAYS

ACQUIRED: CLAIMED OFF WAIVERS FROM TORONTO, FEB. 11, 2025

SIGNED THRU: 2025; UNDER CLUB CONTROL; 1/3 OPTIONS USED

OPENING DAY AGE: 30

RESIDES: SARATOGA, CA

PETERSEN'S LIFETIME PITCHING RECORD

| Year | Club | W-L | ERA | G | GS | CG | GF | SHO | SV | IP | H | R | ER | HR | HB | BB | IBB | SO | WP | BK | BAA |
|--------------|------------------|-------|------|-----|----|----|----|-----|----|-------|-----|-----|-----|----|----|-----|-----|-----|----|----|------|
| 2015 | AZL Brewers | 1-0 | 1.35 | 4 | 3 | 0 | 0 | 0 | 0 | 6.2 | 3 | 2 | 1 | 0 | 1 | 2 | 0 | 5 | 2 | 0 | .136 |
| 2016 | Helena | 1-3 | 7.71 | 10 | 5 | 0 | 1 | 0 | 0 | 23.1 | 41 | 24 | 20 | 4 | 7 | 13 | 0 | 19 | 2 | 1 | .398 |
| 2017 | Helena | 1-3 | 6.41 | 15 | 9 | 0 | 1 | 0 | 0 | 46.1 | 51 | 36 | 33 | 5 | 8 | 31 | 0 | 48 | 5 | 1 | .283 |
| 2018 | Wisconsin | 2-1 | 3.46 | 32 | 0 | 0 | 9 | 0 | 4 | 67.2 | 61 | 28 | 26 | 5 | 7 | 25 | 2 | 62 | 4 | 0 | .247 |
| 2019 | Carolina | 1-2 | 3.00 | 41 | 0 | 0 | 17 | 0 | 2 | 54.0 | 35 | 19 | 18 | 4 | 4 | 34 | 0 | 65 | 4 | 0 | .186 |
| 2020 | — | | | | | | | | | | | | | | | | | | | | |
| 2021 | — | | | | | | | | | | | | | | | | | | | | |
| 2022 | ACL Rockies | 0-0 | 0.00 | 1 | 1 | 0 | 0 | 0 | 0 | 1.0 | 0 | 0 | 0 | 0 | 0 | 0 | 0 | 2 | 0 | 0 | .000 |
| 2023 | Hartford | 1-1 | 3.20 | 19 | 0 | 0 | 6 | 0 | 1 | 19.2 | 15 | 9 | 7 | 1 | 3 | 8 | 1 | 28 | 1 | 1 | .214 |
| | Albuquerque | 1-1 | 3.68 | 22 | 0 | 0 | 8 | 0 | 1 | 22.0 | 23 | 10 | 9 | 2 | 2 | 17 | 0 | 21 | 2 | 1 | .280 |
| 2024 | Oklahoma City | 2-0 | 1.64 | 35 | 0 | 0 | 21 | 0 | 10 | 33.0 | 17 | 7 | 6 | 1 | 0 | 8 | 0 | 44 | 1 | 0 | .145 |
| | LOS ANGELES (NL) | 3-0 | 6.43 | 11 | 0 | 0 | 3 | 0 | 0 | 14.0 | 14 | 10 | 10 | 3 | 1 | 8 | 0 | 11 | 0 | 1 | .259 |
| | MIAMI | 0-1 | 4.76 | 5 | 0 | 0 | 2 | 0 | 0 | 5.2 | 7 | 4 | 3 | 0 | 0 | 3 | 1 | 3 | 0 | 0 | .318 |
| MAJOR TOTALS | | 3-1 | 5.95 | 16 | 0 | 0 | 5 | 0 | 0 | 19.2 | 21 | 14 | 13 | 3 | 1 | 11 | 1 | 14 | 0 | 1 | .276 |
| MINOR TOTALS | | 10-11 | 3.95 | 179 | 18 | 0 | 63 | 0 | 18 | 273.2 | 246 | 135 | 120 | 22 | 32 | 138 | 3 | 294 | 21 | 4 | .243 |

DID NOT PLAY — No Minor League Season

DID NOT PLAY — INJURED

2024 SEASON

- ◆ Began season with Triple-A **Oklahoma City**...Appeared in 23 games in relief with a 1.61 ERA (22.1 IP - 4 ER) and 31 strikeouts before earning promotion.
- ◆ Contract selected by **Dodgers** on June 16 and made Major League debut on June 18 at Colorado...Pitched two innings and allowed one run on one hit and one walk with two strikeouts to earn first career win in MLB debut.
- ◆ Appeared in nine games with a 3-0 record and 4.50 ERA (12.0 IP - 6 ER) in first Major League action...Optioned to Triple-A Oklahoma City on July 19 and made 11 outings with a 1.69 ERA (10.2 IP - 2 ER) and 13 strikeouts.
- ◆ Recalled by **Dodgers** on Sept. 2 and appeared in two more games...Designated for assignment on Sept. 8 and claimed off waivers by **Miami** on Sept. 10...Finished season with **Marlins** and pitched in five games.

CAREER HIGHLIGHTS

- ◆ Made Major League debut with **Dodgers** on June 18, 2024 at Colorado and earned first MLB win in same game.
- ◆ Made professional debut with AZL Brewers on July 28, 2015 against AZL Padres.
- ◆ Represented Great Britain in the 2023 World Baseball Classic.

NOTABLE MINOR LEAGUE AWARDS AND HONORS

- ◆ **2017** Pioneer League Pitcher of the Week for week of June 25.

CAREER TRANSACTIONS

- ◆ June 6, 2012...Selected by **Pirates** in 19th round of First-Year Player Draft (did not sign).
- ◆ June 8, 2013...Selected by **Rangers** in 31st round of First-Year Player Draft (did not sign).
- ◆ June 7, 2014...Selected by **Giants** in 24th round of First-Year Player Draft (did not sign).
- ◆ June 10, 2015...Selected by **Brewers** in 17th round of First-Year Player Draft (signed July 17, 2015).
- ◆ Dec. 12, 2019...Acquired by **Rockies** from **Brewers** in Triple-A phase of Rule 5 Draft.
- ◆ Nov. 22, 2021...Signed by **Rockies** as minor league free agent.
- ◆ Jan. 24, 2024...Signed by **Dodgers** as minor league free agent.
- ◆ Sept. 10, 2024...Claimed off waivers by **Marlins** from **Dodgers**.
- ◆ Nov. 5, 2024...Claimed off waivers by **Blue Jays** from **Marlins**.
- ◆ Feb. 11, 2025...Claimed off waivers by **Angels** from **Blue Jays**.



RHP

MICHAEL PETERSEN

PERSONAL/MISC

- ◆ Michael Kenechukwu Petersen.
- ◆ Underwent Tommy John surgery in 2021.
- ◆ Has an identical twin brother, Thomas.
- ◆ Born in Middlesex, United Kingdom and represented Great Britain in 2023 World Baseball Classic...First British-born player in MLB since P.J. Conlon on July 10, 2018...With his Angels debut, would become the first British-born player in franchise history.
- ◆ Moved to California as a child and grew up in San Jose, California.
- ◆ Attended St. Francis HS (Mountain View, CA), West Valley College (Saratoga, CA) and Riverside City College (Riverside, CA).
- ◆ Signed by Brewers scout John Belovsky.

WORLD BASEBALL CLASSIC RECORD

| Year | Club | W-L | ERA | G | GS | CG | SHO | SV | IP | H | R | ER | BB | SO |
|-------|---------------|-----|------|---|----|----|-----|----|-----|---|---|----|----|----|
| 2023— | Great Britain | 0-0 | 0.00 | 1 | 0 | 0 | 0 | 0 | 1.0 | 0 | 0 | 0 | 1 | 1 |

CAREER FIELDING

| POS | PCT | G | PO | A | E | TC | DP | PK |
|-----|-------|----|----|---|---|----|----|----|
| P | 1.000 | 16 | 0 | 1 | 0 | 1 | 0 | 0 |





65

BATS
LEFTTHROWS
LEFTHEIGHT
5-11WEIGHT
215

BORN: NOV. 9, 1995

BIRTHPLACE: CARIPITO, VZ

MLB SERVICE: 4 YEARS, 46 DAYS

ACQUIRED: CLAIMED OFF WAIVERS FROM MIAMI, FEB. 10, 2020

SIGNED THRU: 2025; UNDER CLUB CONTROL; 3/3 OPTIONS USED

OPENING DAY AGE: 29

RESIDES: CARIPITO, VZ

QUIJADA'S LIFETIME PITCHING RECORD

| Year | Club | W-L | ERA | G | GS | CG | GF | SHO | SV | IP | H | R | ER | HR | HB | BB | IBB | SO | WP | BK | BAA |
|--------------|-------------------|-------|------|-----|----|----|----|-----|----|-------|-----|-----|----|----|----|-----|-----|-----|----|----|------|
| 2014 | — DSL Marlins | 5-5 | 2.91 | 16 | 8 | 0 | 2 | 0 | 1 | 74.1 | 69 | 30 | 24 | 2 | 3 | 23 | 2 | 66 | 9 | 0 | .245 |
| 2015 | — GCL Marlins | 0-0 | 0.00 | 8 | 1 | 0 | 6 | 0 | 3 | 8.0 | 1 | 0 | 0 | 0 | 0 | 1 | 0 | 7 | 0 | 0 | .038 |
| 2016 | — Greensboro | 3-0 | 1.32 | 19 | 0 | 0 | 8 | 0 | 2 | 34.0 | 17 | 5 | 5 | 1 | 2 | 7 | 0 | 44 | 0 | 1 | .148 |
| | Jupiter | 2-2 | 4.41 | 9 | 0 | 0 | 0 | 0 | 0 | 16.1 | 13 | 8 | 8 | 1 | 0 | 3 | 0 | 25 | 0 | 0 | .220 |
| 2017 | — Jupiter | 5-1 | 2.27 | 32 | 0 | 0 | 12 | 0 | 1 | 47.2 | 40 | 15 | 12 | 3 | 0 | 13 | 2 | 53 | 3 | 0 | .225 |
| | Jacksonville | 0-0 | 9.00 | 7 | 0 | 0 | 2 | 0 | 0 | 8.0 | 12 | 8 | 8 | 2 | 2 | 7 | 0 | 6 | 0 | 0 | .333 |
| 2018 | — Jacksonville | 0-2 | 2.42 | 17 | 0 | 0 | 7 | 0 | 4 | 22.1 | 13 | 6 | 6 | 1 | 1 | 7 | 0 | 29 | 0 | 0 | .171 |
| | New Orleans | 2-4 | 3.32 | 27 | 0 | 0 | 9 | 0 | 3 | 40.2 | 24 | 17 | 15 | 2 | 0 | 22 | 0 | 52 | 1 | 0 | .171 |
| 2019 | — New Orleans | 1-0 | 4.30 | 22 | 0 | 0 | 9 | 0 | 4 | 29.1 | 27 | 18 | 14 | 5 | 3 | 12 | 0 | 35 | 2 | 0 | .237 |
| | MIAMI | 2-3 | 5.76 | 34 | 0 | 0 | 9 | 0 | 1 | 29.2 | 27 | 20 | 19 | 10 | 4 | 26 | 3 | 44 | 2 | 0 | .239 |
| 2020 | — LAA | 0-1 | 7.36 | 6 | 0 | 0 | 1 | 0 | 0 | 3.2 | 6 | 4 | 3 | 1 | 1 | 2 | 0 | 6 | 0 | 0 | .375 |
| 2021 | — Salt Lake | 3-1 | 1.53 | 22 | 0 | 0 | 13 | 0 | 1 | 29.1 | 17 | 8 | 5 | 2 | 0 | 11 | 0 | 37 | 0 | 0 | .163 |
| | LAA | 0-2 | 4.56 | 26 | 0 | 0 | 2 | 0 | 0 | 25.2 | 20 | 14 | 13 | 2 | 1 | 15 | 1 | 38 | 1 | 1 | .213 |
| 2022 | — LAA | 0-5 | 3.98 | 42 | 0 | 0 | 11 | 0 | 3 | 40.2 | 25 | 19 | 18 | 5 | 2 | 21 | 4 | 52 | 1 | 0 | .172 |
| | Inland Empire (1) | 0-0 | 0.00 | 3 | 0 | 0 | 0 | 0 | 0 | 3.0 | 1 | 0 | 0 | 0 | 0 | 1 | 0 | 5 | 0 | 0 | .100 |
| 2023 | — LAA | 0-1 | 6.00 | 10 | 0 | 0 | 4 | 0 | 4 | 9.0 | 8 | 7 | 6 | 0 | 2 | 3 | 0 | 8 | 0 | 0 | .222 |
| 2024 | — ACL Angels (1) | 0-0 | 3.86 | 5 | 2 | 0 | 0 | 0 | 0 | 4.2 | 4 | 2 | 2 | 1 | 1 | 0 | 0 | 11 | 0 | 0 | .222 |
| | Salt Lake (1) | 0-0 | 0.00 | 4 | 0 | 0 | 0 | 0 | 0 | 3.0 | 1 | 0 | 0 | 0 | 0 | 4 | 0 | 2 | 0 | 0 | .125 |
| | LAA | 2-2 | 3.66 | 22 | 0 | 0 | 5 | 0 | 0 | 19.1 | 12 | 9 | 7 | 1 | 2 | 17 | 0 | 24 | 0 | 1 | .190 |
| MAJOR TOTALS | | 4-14 | 4.64 | 140 | 0 | 0 | 32 | 0 | 8 | 128.0 | 98 | 73 | 66 | 19 | 12 | 84 | 8 | 172 | 4 | 2 | .210 |
| A.L. TOTALS | | 2-11 | 4.30 | 106 | 0 | 0 | 23 | 0 | 7 | 98.1 | 71 | 53 | 47 | 9 | 8 | 58 | 5 | 128 | 2 | 2 | .201 |
| N.L. TOTALS | | 2-3 | 5.76 | 34 | 0 | 0 | 9 | 0 | 1 | 29.2 | 27 | 20 | 19 | 10 | 4 | 26 | 3 | 44 | 4 | 0 | .239 |
| MINOR TOTALS | | 21-15 | 2.78 | 191 | 11 | 0 | 68 | 0 | 19 | 320.2 | 239 | 117 | 99 | 20 | 12 | 111 | 4 | 372 | 15 | 1 | .205 |

(1) rehab assignment

Disabling Injuries: 2024 — Left elbow surgery; disabled Feb. 18 - July 22
 2023 — Left elbow inflammation; disabled April 29 - end of season
 2022 — Right oblique strain; disabled April 10 (retro to April 8) - May 29

2024 SEASON

- ◆ Began season on **Angels** injured list, recovering from left elbow UCL reconstruction surgery (May 17, 2023).
- ◆ Totaled nine rehab appearances between **ACL Angels** and Triple-A **Salt Lake** and pitched to a 2.35 ERA (7.2 IP - 2 ER) and 13 strikeouts.
- ◆ Posted a career-best 3.26 ERA (19.1 IP - 7 ER) and also matched single-season best with two winning decisions.
- ◆ Worked 1.0 scoreless inning in season debut with Angels, July 24 at Seattle, in first Major League outing since April 27, 2023 vs. Oakland.
- ◆ Did not allow a run in 17 of 22 outings for Angels, including a streak of 12 consecutive scoreless appearances (11.0 IP) from Aug. 14 - Sept. 18...Allowed just three hits in that span while striking out 16.

MAJOR LEAGUE SUMMARY

2023

- ◆ Made second career Opening Day roster with **Angels**...Pitched in 10 games and went 0-1 with a 6.00 ERA (9 IP - 6 ER)...Converted four of five save opportunities.
- ◆ Began year with 8.0 scoreless IP across first eight appearances.
- ◆ Missed final 135 games after being placed on IL (left elbow inflammation) on April 29...Underwent left elbow UCL reconstruction surgery, May 17.



LHP

JOSÉ QUIJADA

2022

- ◆ Tied for second among **Angels** relievers with 52 strikeouts while ranking fourth on team with 42 appearances.
- ◆ Held opponents to a .172 (25/145) average, which ranked seventh among all American League pitchers (min. 40 IP)...Left-handers were held to a .115 (6/52) clip.
- ◆ During a 17-game stretch from June 2 - July 26, pitched to a 1.53 ERA (17.2 IP - 3 ER) with 22 strikeouts.
- ◆ Opponents batted .136 (3/22) against his offspeed pitches.
- ◆ Ranked fourth in A.L., holding opponents to a .143 (8/56) average with runners in scoring position (min. 50 AB).
- ◆ Missed 47 games on injured list (right oblique strain) after exiting season debut, Apr. 7 vs. HOU following his first batter faced...Pitched in three games on a rehab assignment with Low-A **Inland Empire**.

2021

- ◆ Split year between **Angels** (26 G) and Triple-A **Salt Lake** (22 G)...Pitched in one game during each of first three stints with Angels, before spending final two months of year in Majors following fourth promotion July 30.
- ◆ While with Salt Lake, did not allow a run in 18 of 22 appearances and averaged 11.4 strikeouts per nine innings (29.1 IP - 37 SO).
- ◆ Ranked sixth among A.L. pitchers (min. 25 IP) with a 13.32 strikeout per nine innings rate (25.2 IP - 38 SO).
- ◆ Following final big league call-up, allowed one run in 9.1 innings across first 10 appearances (0.96 ERA).
- ◆ Entered back-to-back games (Sept. 29 at Texas & Oct. 1 at Seattle) with no outs and two runners on base and struck out all three batters faced both times.

2020

- ◆ Spent majority of year at **Alternate Training Site**...Made **Angels** debut Aug. 29 vs. Seattle, retiring his two batters faced.
- ◆ Allowed one earned run through first five appearances (3.1 IP) before being charged with two runs in final outing.
- ◆ Began year on injured list at Alternate Training Site...Optioned and then reinstated, Aug. 23.

2019

- ◆ Opened season with Triple-A **New Orleans** and made five appearances for Baby Cakes before receiving promotion to Majors, April 23...Made Major League debut with **Marlins**, April 24 at Cleveland (0.2 IP, 1 H, 1 BB, 2 SO).
- ◆ Earned first two MLB wins in consecutive appearances (July 26 & 28 vs. Arizona).
- ◆ Had scoreless appearances in 22 of 33 MLB outings...Averaged 15.93 strikeouts per nine innings with 36 strikeouts in his last 22 MLB appearances (20.1 IP).

NOTABLE MINOR LEAGUE AWARDS AND HONORS

- ◆ **2018** Southern League Mid-Season All-Star.

CAREER TRANSACTIONS

- ◆ Sept. 9, 2013...Signed by **Marlins** as international free agent.
- ◆ Feb. 10, 2020...Claimed off waivers from **Marlins** by **Angels**.

PERSONAL/MISC

- ◆ José Gregorio Quijada (pronounced kee-HAH-dah).
- ◆ Married to wife, Johanna Cabello and has a son, Heiler.
- ◆ Nickname is "Spicy"...Bullpen entrance video on Angel Stadium scoreboards featured flames and spicy peppers.
- ◆ Pitched for Caribes de Anzoategui in Venezuelan Winter League during 2017-18, 2018-19 and 2020-21 offseasons...Pitched for Tiburones de La Guaira in the 2022 offseason.
- ◆ Favorite food is bandeja paisa from Colombia...Enjoys Sunday barbecues.
- ◆ Originally signed by Marlins scouts Wilmer Castillo, Albert Gonzalez and Robin Ordoñez.

MAJOR LEAGUE HITTING TOTALS

| | AVG | AB | R | H | 2B | 3B | HR | RBI | SH | SF | HBP | BB | IBB | SO | SB | CS | GDP | SLG | OBP |
|--------|------|----|---|---|----|----|----|-----|----|----|-----|----|-----|----|----|----|-----|------|------|
| CAREER | .000 | 1 | 0 | 0 | 0 | 0 | 0 | 0 | 0 | 0 | 0 | 0 | 0 | 1 | 0 | 0 | 0 | .000 | .000 |

CAREER FIELDING

| POS | PCT | G | PO | A | E | TC | DP | PK |
|-----|------|-----|----|---|---|----|----|----|
| P | .900 | 140 | 1 | 8 | 1 | 10 | 0 | 0 |

QUIJADA'S CAREER HIGHS

| SEASON | | | GAME | | |
|--------|------|---------------|--------|-----|---------------------------------|
| Wins | 2 | — 2019 & 2024 | SO | 4 | — 9/25/22 at MIN |
| Losses | 5 | — 2022 | IP | 3.0 | — 5/10/19 at NYM |
| ERA | 3.26 | — 2024 | R & ER | 5 | — Twice; last, 4/22/23 vs. KC |
| IP | 40.2 | — 2022 | BB | 4 | — Twice; last, 8/23/19 at PHI |
| SO | 52 | — 2022 | H | 3 | — 5 times; last, 9/22/24 at HOU |

OUTFIELDER

NELSON RADA



79

BATS
LEFTTHROWS
LEFTHEIGHT
5-10WEIGHT
160

BORN: AUG. 24, 2005

OPENING DAY AGE: 19

BIRTHPLACE: VALENCIA, VENEZUELA

RESIDES: VALENCIA, VENEZUELA

ACQUIRED: SIGNED AS INTERNATIONAL FREE AGENT, JAN. 15, 2022

SIGNED THRU: 2025; UNDER CLUB CONTROL; 0/3 OPTIONS USED

NON-ROSTER INVITEE

RADA'S LIFETIME PLAYING RECORD

| Year | Club | AVG | G | AB | R | H | 2B | 3B | HR | RBI | SH | SF | HBP | BB | IBB | SO | SB | CS | GDP | SLG | OBP | E |
|--------------|---------------|------|-----|------|-----|-----|----|----|----|-----|----|----|-----|-----|-----|-----|-----|----|-----|------|------|---|
| 2022— | DSL Angels | .311 | 50 | 164 | 50 | 51 | 12 | 3 | 1 | 26 | 2 | 0 | 14 | 26 | 1 | 26 | 27 | 6 | 1 | .439 | .446 | 2 |
| 2023— | Inland Empire | .276 | 115 | 439 | 94 | 121 | 13 | 6 | 2 | 48 | 9 | 3 | 16 | 73 | 1 | 98 | 55 | 11 | 10 | .346 | .395 | 1 |
| 2024— | Rocket City | .234 | 123 | 428 | 53 | 100 | 12 | 0 | 1 | 31 | 4 | 5 | 8 | 57 | 0 | 117 | 35 | 11 | 8 | .269 | .331 | 2 |
| MINOR TOTALS | | .264 | 288 | 1031 | 197 | 272 | 37 | 9 | 4 | 105 | 15 | 8 | 38 | 156 | 2 | 241 | 117 | 28 | 19 | .329 | .378 | 5 |

2024 SEASON

- ◆ Spent season with Double-A **Rocket City**, and batted .234 (100/428) with 13 extra-base hits in 123 games.
- ◆ Strung together a career-long 11-game hitting streak from May 11-25...Batted .333 (14/42) over the streak.
- ◆ Batted .323 (20/62) with a .837 OPS in 21 games in July...Also slashed .394/.565/.424 in the month of September to end the season.
- ◆ Ranked seventh in the Southern League with 35 stolen bases...Drew 57 walks, eighth-most in the league.
- ◆ Made just two errors in 994.0 innings in CF (259 total chances), which translated to a .992 fielding percentage.

CAREER HIGHLIGHTS

- ◆ Made professional debut June 6, 2022 with **DSL Angels** at DSL Marlins.
- ◆ **2023** MiLB Organization All-Star...Rawlings MiLB Gold Glove.
- ◆ **2022** MiLB Organization All-Star...Dominican Summer League Mid-Season All-Star.

CAREER TRANSACTIONS

- ◆ Jan. 15, 2022...Signed by **Angels** as international free agent.

PERSONAL/MISC

- ◆ Nelson Gabriel Rada.
- ◆ Enters 2025 ranked by *Baseball America* as Halos #5 overall prospect (#2 position player).
- ◆ Signed by Angels scouts Marlon Urdaneta & Joel Chicarelli.





INFILDER

ANTHONY RENDON



6

BATS
RIGHTTHROWS
RIGHTHEIGHT
6-1WEIGHT
200

BORN: JUNE 6, 1990

BIRTHPLACE: HOUSTON, TX

MLB SERVICE: 11 YEARS, 130 DAYS

ACQUIRED: SIGNED AS A MAJOR LEAGUE FREE AGENT, DEC. 13, 2019

SIGNED THRU: 2026; SIGNED SEVEN-YEAR CONTRACT, DEC. 13, 2019

OPENING DAY AGE: 34

RESIDES: HOUSTON, TX

RENDON'S LIFETIME PLAYING RECORD

| Year | Club | AVG | G | AB | R | H | 2B | 3B | HR | RBI | SH | SF | HBP | BB | IBB | SO | SB | CS | GDP | SLG | OBP | E |
|--------------|--------------------|------|------|------|-----|------|-----|----|------|-----|----|----|-----|-----|-----|-----|----|----|------|------|-------|----|
| 2012— | Potomac | .333 | 9 | 27 | 5 | 9 | 2 | 3 | 0 | 0 | 0 | 0 | 0 | 5 | 0 | 4 | 0 | 0 | 0 | .438 | .630 | 3 |
| | GCL Nationals.364 | 5 | 11 | 2 | 4 | 1 | 0 | 2 | 6 | 0 | 0 | 0 | 0 | 3 | 0 | 3 | 0 | 0 | 0 | .500 | 1.000 | 1 |
| | Auburn | .259 | 8 | 27 | 7 | 7 | 2 | 0 | 1 | 3 | 0 | 0 | 1 | 4 | 0 | 6 | 0 | 0 | 0 | .375 | .444 | 1 |
| | Harrisburg | .162 | 21 | 68 | 14 | 11 | 3 | 1 | 3 | 3 | 0 | 0 | 3 | 11 | 0 | 16 | 0 | 0 | 3 | .305 | .368 | 2 |
| 2013— | Harrisburg | .319 | 33 | 116 | 17 | 37 | 11 | 2 | 6 | 24 | 0 | 3 | 3 | 30 | 0 | 25 | 1 | 0 | 1 | .461 | .603 | 4 |
| | WASHINGTON.265 | 98 | 351 | 40 | 93 | 23 | 1 | 7 | 35 | 2 | 5 | 5 | 31 | 3 | 69 | 1 | 1 | 7 | .396 | .329 | 16 | |
| | Syracuse | .182 | 3 | 11 | 2 | 2 | 1 | 0 | 0 | 0 | 0 | 0 | 1 | 2 | 0 | 3 | 0 | 0 | 0 | .273 | .357 | 2 |
| 2014— | WASHINGTON.287 | 153 | 613 | 111★ | 176 | 39 | 6 | 21 | 83 | 0 | 5 | 5 | 58 | 2 | 104 | 17 | 3 | 11 | .473 | .351 | 15 | |
| | Harrisburg (1).250 | 8 | 24 | 1 | 6 | 3 | 0 | 0 | 0 | 0 | 0 | 0 | 0 | 3 | 0 | 4 | 0 | 0 | 0 | .375 | .333 | 0 |
| | WASHINGTON.264 | 80 | 311 | 43 | 82 | 16 | 0 | 5 | 25 | 0 | 4 | 4 | 36 | 0 | 70 | 1 | 2 | 8 | .363 | .344 | 4 | |
| 2015— | Potomac (1) .471 | 6 | 17 | 2 | 8 | 2 | 0 | 0 | 1 | 0 | 0 | 0 | 0 | 3 | 0 | 2 | 0 | 0 | 1 | .588 | .550 | 0 |
| | WASHINGTON.270 | 156 | 567 | 91 | 153 | 38 | 2 | 20 | 85 | 0 | 8 | 7 | 65 | 2 | 117 | 12 | 6 | 5 | .450 | .348 | 9 | |
| | WASHINGTON.301 | 147 | 508 | 81 | 153 | 41 | 1 | 25 | 100 | 0 | 6 | 7 | 84 | 6 | 82 | 7 | 2 | 7 | .533 | .403 | 7 | |
| 2018— | WASHINGTON.308 | 136 | 529 | 88 | 163 | 44★ | 2 | 24 | 92 | 0 | 8 | 5 | 55 | 5 | 82 | 2 | 1 | 5 | .535 | .374 | 6 | |
| | Potomac (1) .625 | 2 | 8 | 3 | 5 | 2 | 0 | 0 | 1 | 0 | 0 | 1 | 0 | 0 | 0 | 0 | 0 | 0 | 0 | .875 | .667 | 0 |
| 2019— | WASHINGTON.319 | 146 | 545 | 117 | 174 | 44★ | 3 | 34 | 126★ | 0 | 9 | 12 | 80 | 8 | 86 | 5 | 1 | 13 | .598 | .412 | 11 | |
| 2020— | LAA | .286 | 52 | 189 | 29 | 54 | 11 | 1 | 9 | 31 | 0 | 0 | 5 | 38 | 2 | 31 | 0 | 10 | .497 | .418 | 3 | |
| 2021— | LAA | .240 | 58 | 217 | 24 | 52 | 13 | 0 | 6 | 34 | 0 | 2 | 1 | 29 | 2 | 41 | 0 | 11 | .382 | .329 | 1 | |
| 2022— | LAA | .229 | 47 | 166 | 15 | 38 | 10 | 0 | 5 | 24 | 0 | 2 | 2 | 23 | 0 | 35 | 2 | 0 | 7 | .380 | .326 | 6 |
| 2023— | LAA | .236 | 43 | 148 | 23 | 35 | 6 | 0 | 2 | 22 | 0 | 4 | 6 | 25 | 0 | 27 | 2 | 0 | 6 | .318 | .361 | 8 |
| 2024— | LAA | .218 | 57 | 206 | 21 | 45 | 10 | 0 | 0 | 14 | 0 | 4 | 5 | 23 | 0 | 35 | 6 | 1 | 4 | .267 | .307 | 5 |
| MAJOR TOTALS | | .280 | 1173 | 4350 | 683 | 1218 | 295 | 16 | 158 | 671 | 4 | 57 | 64 | 547 | 30 | 779 | 55 | 17 | 94 | .464 | .364 | 91 |
| A.L. TOTALS | | .242 | 257 | 926 | 112 | 224 | 50 | 1 | 22 | 125 | 0 | 12 | 19 | 138 | 4 | 169 | 10 | 1 | 38 | .369 | .348 | 23 |
| N.L. TOTALS | | .290 | 916 | 3424 | 571 | 994 | 245 | 15 | 136 | 546 | 4 | 45 | 45 | 409 | 26 | 610 | 45 | 16 | 56 | .490 | .369 | 68 |
| MINOR TOTALS | | .288 | 95 | 309 | 53 | 89 | 27 | 6 | 12 | 38 | 0 | 36 | 33 | 61 | 0 | 63 | 1 | 0 | 5 | .416 | .531 | 13 |

★ led or tied for league lead

(1) rehab assignment

- Disabling Injuries:** **2024** — Left oblique strain; disabled Sept. 10 (retro to Sept. 8) - end of season
Low back inflammation; disabled July 30 (retro to July 27) - Aug. 6
Left hamstring strain; disabled April 21 - July 8
- 2023** — Left shin contusion; disabled July 14 (retro to July 11) - end of season
Left wrist contusion; disabled June 19 - June 30
Left groin strain; disabled May 15 (retro to May 14) - June 6
- 2022** — Right wrist inflammation; disabled June 17 (retro to June 15) - Sept 28
Right wrist inflammation; disabled May 28 (retro to May 27) - June 10
- 2021** — Right hip impingement; disabled Aug. 4 - end of season
Left hamstring strain; disabled July 6 - Aug. 4
Left knee contusion; May 5 (retro to May 4) - May 14
Left groin strain; disabled April 12 (retro to April 11) - 26
- 2019** — Left elbow contusion; disabled April 30 (retro to April 27) - May 7
- 2018** — Left toe contusion; disabled April 22 (retro to April 19) - May 5
- 2015** — Left quad strain; disabled June 25 - July 25
Sprained left MCL; disabled April 6 - June 4



2024 SEASON

- ◆ Batted .218 (45/206) with 21 runs scored, 10 doubles, 14 RBI, and six stolen bases in 57 games for the **Angels** this year.
- ◆ Batted .288 (36/125) from April 5 - Aug. 10, with hits in 23 of 32 games played with a AB, including 10 multi-hit games.
- ◆ Had 16-game on-base streak from April 5 - July 9 during which he batted .356 (21/59) with nine runs scored...Reached base in 44 of 57 games played on the season.
- ◆ Missed 68 games on the injured list with a left hamstring strain from April 21 to July 8...Placed on injured list with low back inflammation on July 30 (retro to July 27) and missed eight games...Returned to injured list with a left oblique strain on Sept. 10 (retro to Sept. 8) and missed final 20 games of the campaign.

CAREER SUMMARY

- ◆ Veteran of 12 big league seasons (not including 2025) begins sixth season with the Angels...Signed seven-year contract Dec. 13, 2019.
- ◆ Finished in Top 11 of MVP race five times (2014, 2017, 2018, 2019 & 2020) and three-time Top 5 finisher (2014, 2017, & 2019)...Tabbed as a Louisville Silver Slugger twice (2014 & 2019) and was named to first All-Star Game in 2019.
- ◆ From 2013-2020, boasted the fourth-highest career on-base percentage (.368) by an active third baseman and third-best average (.285)...From 2016-2020, ranked fifth in the Majors by a third baseman in doubles (201), third in OPS (.884) and fifth in RBI (492).
- ◆ Earned MLB's Comeback Player of the Year Award for the National League in 2016 following an injury plagued 2015 season...Named N.L. Player of the Week twice in career.
- ◆ On April 30, 2017, went 6-for-6 with three home runs and 10 RBI.
- ◆ Drafted by the Nationals in the first round (6th overall pick) out of Rice University (Houston, TX).

MAJOR LEAGUE SUMMARY

2023

- ◆ Fourth season with **Angels**...Missed 100 games across three IL stints in 2023.
- ◆ Recorded at least a hit in 23 of 43 games played...Had 10 multi-hit games.
- ◆ Had season-high six-game hit streak May 2-8...Hit .474 (9/19) with five runs, one home run, and seven RBI in those games.
- ◆ Served a four-game suspension from April 3-7.

2022

- ◆ Limited to 47 games during third season with **Angels** due to wrist inflammation.
- ◆ Homered batting left-handed May 10 off Tampa Bay's Brett Phillips...Marked first career plate appearance batting left-handed.
- ◆ Recorded fourth career walk-off May 8 vs. Nationals, his first since joining the Angels in 2019.

2021

- ◆ In second season with the **Angels**, was limited to 58 games due to various injuries.
- ◆ Hit 150th career home run June 25 and drove in 600th career RBI June 7...Since start of 2013, is one of 28 players to drive in 650 runs and tally 250 doubles.
- ◆ Posted an .805 OPS on the road compared to a .622 OPS at Angel Stadium.

2020

- ◆ In first campaign with the **Angels**, posted a career-best .418 OBP...Ranked second in the A.L. in OBP and fWAR (2.7), fourth in walks and ninth in OPS (.915)...Finished 10th in the A.L. MVP vote.
- ◆ Led the team in OBP, fWAR (2.7) and walks and ranked second in home runs, RBI and doubles.
- ◆ After opening the season going 4-for-39 (.103), went on to post a .333 (50/150) average and 1.008 OPS over his final 40 games of the season...The .333 average ranked third in the American League during that span (from Aug. 10) while the 1.008 OPS ranked fourth.
- ◆ Recorded 1000th career hit with a 6th inning single on Aug. 10.
- ◆ Missed first four games of regular season and Angels three Summer Camp exhibitions due to an oblique injury but was not placed on the I.L.

2019

- ◆ In seventh season with **Nationals**, finished third in N.L. MVP race (won by Cody Bellinger) after batting .319 (174/545) with 117 runs scored, 34 home runs, 126 RBI and a 1.10 OPS (.412 OBP/.598 SLG)...Led Majors in RBI and paced (T-1st) the Senior Circuit for the second straight season in doubles...Also finished in the Top 5 in the N.L. in average (3rd), runs (3rd), OBP (2nd), slugging (3rd) and OPS (1.010).
- ◆ Tabbed as a Louisville Silver Slugger for the second time in his career (also, 2014).
- ◆ Named an All-Star for the first time in career...Was just the second Nats third baseman ever named to the Midsummer Classic, joining Ryan Zimmerman in 2009...Did not attend game due to injury rehab.

DISCIPLINE REPORT

Hardest American Leagueers to strikeout in 2020...

| Player | P A / K | |
|--------------------|--------------------------|-----|
| Team | 1. Tommy La Stella 19.00 | |
| LAA-OAK | | |
| 2. DJ LeMahieu | 10.29 | NYN |
| 3. David Fletcher | 9.20 | LAA |
| 4. Yuli Gurriel | 8.52 | HOU |
| 5. Whit Merrifield | 8.03 | KC |
| 6. Hanser Alberto | 7.70 | BAL |
| 7. Kyle Seager | 7.52 | SEA |
| 8. Anthony Rendon | 7.48 | LAA |



2018

- ◆ In sixth season with the **Nationals**, recorded a career-best 44 doubles which were tied for the Senior Circuit lead...Also Ranked in the N.L.'s Top 10 in average (4th), OPS (5th), slugging (6th) and extra-base hits (9th).
- ◆ Per FanGraphs.com, ranked second in the National League with a 6.3 fWAR.
- ◆ Named a finalist for the Rawlings Gold Glove Award at third base... Finished 11th in the N.L. MVP voting.
- ◆ Tallied a career-long 33-game on-base streak from Aug. 21-Sept. 25.

2017

- ◆ Finished sixth in the National League MVP race in fifth season with the **Nationals**... Posted a 6.7 fWAR, tied with Kris Bryant for second in the N.L. and trailing only Stanton's 7.3 mark.
- ◆ Finished the season ranked among N.L. leaders in doubles (4th), OBP (6th) and OPS (9th)...Tallied first career 100-RBI season, a then career high...Was the first Nats third baseman with a 100-RBI season since Ryan Zimmerman in 2009.
- ◆ His 15.8 defensive rating on *FanGraphs.com* led the National League and trailed only Andrelton Simmons' 22.6 mark.
- ◆ Went 6-for-6 with three home runs and 10 RBI vs. Mets on April 30...Became the 13th player in MLB history to log a 10-RBI game...Was the first Major Leaguer with a 10+-RBI game since Garret Anderson's 11 RBI output in 2007 vs. Yankees...Was just the second player ever with six hits, three home runs and 10 RBI in a single game, joining Cincinnati's Walker Cooper who did so July 6, 1949.

2016

- ◆ Appeared in a career-high 156 games during fourth season with **Nationals**...Paced the Club with 91 runs scored and ranked second in hits, second in doubles, and third in RBI...His 38 doubles and .976 fielding percentage led N.L. third basemen.
- ◆ Registered 500th career hit, a three-run home run, Sept. 27 vs. Arizona.

2015

- ◆ Limited to 80 games for the **Nats** in third big league season...Suffered a sprained MCL in left knee while diving for a ball during Spring Training and opened the season on the D.L...Appeared in 18 games from June 4-25 before suffering a left quad injury...Reinstated July 25 and appeared in 62 games the remainder of the season.

2014

- ◆ Finished fifth in the National League MVP race during first full big league season with the **Nationals**...Notched first career Louisville Silver Slugger award after batting .287 (176/613) with 39 doubles, six triples, 21 home runs and 83 RBI.
- ◆ Led the league with 111 runs scored (3rd in Majors)...Was just the fourth National to eclipse the 100-run mark: Alfonso Soriano (119 in 2006), Ryan Zimmerman (110 in 2009) and Nick Johnson (100 in 2006).
- ◆ Finished the season ranking fourth in the Majors (2nd in the N.L.) with a 6.6 fWAR...Also finished the N.L. Top 5 in hits (T-5th), total bases (290, 3rd), doubles (T-4th), extra-base hits (66, T-5th).

2013

- ◆ After starting the season in the minors, made Major League debut with **Nationals**, April 21 at New York (N.L.)...Tallied first big league hit April 22 vs. St. Louis, a double off Shelby Miller.

POSTSEASON SUMMARY

- ◆ Has made appearances in four different postseasons including the Nationals' 2019 World Series title run...Owns a career .282 (33/117) postseason batting average with eight doubles, five home runs and eight RBI.
- ◆ During **2019** World Series title run, batted a combined .328 (20/61) average across four different postseason rounds...Tallied a Washington/Montreal franchise-record 20 hits, 15 RBI and 11 walks during the postseason...In the NL Wild Card Game vs. Milwaukee, drew an eighth-inning walk off Josh Hader to load the bases...Scored from first on a Juan Soto single and an error by the right fielder...Run proved to be game-winning run as Nationals won the contest 4-3...Posted a team-leading .412 (7/17) average including three doubles, a home run and five RBI in the NLDS vs. the Dodgers...Went 3-for-5 with a double, home run and an RBI in decisive Game 5 at Dodger Stadium...Hit back-to-back solo home runs with Juan Soto off Clayton Kershaw in the 8th inning with the Nats trailing 3-1...Led the Nats in average for the second straight series (min. 10 AB), posting a .417 (5/12) clip vs. the Cardinals in the NLCS...Advanced to the World Series vs. Houston and went on to hit .276 (8/29) with three doubles, two home runs and a team-leading eight RBI...Last player in the World Series with more RBI was Addison Russell with nine RBI in 2016...With team trailing 2-0 in the 7th inning of Game 7, connected for a solo home run off Zack Greinke.
- ◆ In **2017**, saw third career postseason action and went 3-for-17 (.176) with a double, home run and an RBI in five NLDS games vs. the Cubs.
- ◆ Posted a .150 (3/20) average during the **2016** NLDS vs. the Dodgers...Tallied first career postseason home run during Game 3 off Kenta Maeda.
- ◆ Made postseason debut in **2014**...Led the team with a .368 (7/19) average and seven hits during Club's NLDS loss to the Giants.

HOT CORNER HOT TAKE

In 2019, Anthony Rendon joined Alex Rodriguez (2005) and Al Rosen (1953) as the only third basemen in M.L. history to hit .315 with 115 runs scored, 125 RBI and 30 home runs in a single season (min. 75% of games played at third base)...He was also the first big leaguer to turn the trick since Matt Kemp in 2011.

ANTHONY RENDON



WILD CARD GAME TOTALS

| Year | Club | Opp | AVG | G | AB | R | H | 2B | 3B | HR | RBI | SH | SF | HBP | BB | IBB | SO | SB | CS | GDP | SLG | OBP | E |
|---------------|------|-----|------|---|----|---|---|----|----|----|-----|----|----|-----|----|-----|----|----|----|-----|------|------|---|
| 2019—WAS, MIL | | | .000 | 1 | 3 | 1 | 0 | 0 | 0 | 0 | 0 | 0 | 0 | 0 | 1 | 0 | 1 | 0 | 0 | 0 | .000 | .250 | 0 |

DIVISION SERIES TOTALS

| Year | Club | Opp | AVG | G | AB | R | H | 2B | 3B | HR | RBI | SH | SF | HBP | BB | IBB | SO | SB | CS | GDP | SLG | OBP | E |
|---------------|------|-----|------|----|----|----|----|----|----|----|-----|----|----|-----|----|-----|----|----|----|-----|------|------|---|
| 2014—WAS, SF | | | .368 | 4 | 19 | 0 | 7 | 0 | 0 | 0 | 1 | 0 | 0 | 0 | 1 | 0 | 2 | 1 | 0 | 0 | .368 | .400 | 0 |
| 2016—WAS, LAD | | | .150 | 5 | 20 | 1 | 3 | 0 | 0 | 1 | 4 | 0 | 0 | 0 | 1 | 0 | 6 | 0 | 0 | 0 | .300 | .190 | 0 |
| 2017—WAS, CHC | | | .176 | 5 | 17 | 4 | 3 | 1 | 0 | 1 | 1 | 0 | 0 | 0 | 5 | 1 | 1 | 0 | 0 | 0 | .412 | .364 | 1 |
| 2019—WAS, LAD | | | .412 | 5 | 17 | 4 | 7 | 3 | 0 | 1 | 5 | 0 | 2 | 0 | 3 | 0 | 3 | 0 | 0 | 0 | .765 | .455 | 0 |
| Totals | | | .274 | 19 | 73 | 10 | 20 | 4 | 0 | 3 | 11 | 0 | 2 | 0 | 10 | 1 | 12 | 1 | 0 | 0 | .452 | .353 | 0 |

LEAGUE CHAMPIONSHIP SERIES TOTALS

| Year | Club | Opp | AVG | G | AB | R | H | 2B | 3B | HR | RBI | SH | SF | HBP | BB | IBB | SO | SB | CS | GDP | SLG | OBP | E |
|---------------|------|-----|------|---|----|---|---|----|----|----|-----|----|----|-----|----|-----|----|----|----|-----|------|------|---|
| 2019—WAS, STL | | | .417 | 5 | 12 | 2 | 5 | 1 | 0 | 0 | 2 | 0 | 1 | 0 | 4 | 2 | 3 | 0 | 0 | 0 | .500 | .529 | 0 |

WORLD SERIES TOTALS

| Year | Club | Opp | AVG | G | AB | R | H | 2B | 3B | HR | RBI | SH | SF | HBP | BB | IBB | SO | SB | CS | GDP | SLG | OBP | E |
|---------------|------|-----|------|---|----|---|---|----|----|----|-----|----|----|-----|----|-----|----|----|----|-----|------|------|---|
| 2019—WAS, HOU | | | .276 | 7 | 29 | 3 | 8 | 3 | 0 | 2 | 8 | 0 | 0 | 0 | 3 | 0 | 3 | 0 | 0 | 0 | .586 | .344 | 1 |

NOTABLE MINOR LEAGUE AWARDS AND HONORS

- ◆ **2013** Eastern League Player of the Week (May 13).
- ◆ **2012** Arizona Fall League All-Prospect Team...Arizona Fall League Rising Stars Game.

CAREER TRANSACTIONS

- ◆ June 5, 2008...Selected by **Braves** in the 27th round of the First-Year Player Draft (did not sign).
- ◆ June 6, 2011...Selected by **Nationals** in the 1st round (6th overall) of the First-Year Player Draft (signed Aug. 15, 2011).
- ◆ Dec. 13, 2019...Signed a seven-year contract with the **Angels**.

PERSONAL/MISC

- ◆ Anthony Michael Rendon.
- ◆ He and his wife, Amanda, were married Nov. 25, 2017...The couple has four children, two daughters, Emma and Savannah and twins Levi and Dakota.
- ◆ Self-proclaimed Taylor Swift "admirer...Wore homemade "I love Taylor Swift" shirt during Spring Training 2016.
- ◆ Attended Rice University (Houston, TX)...Named by Baseball America as the 2009 College Freshman of the Year...Was the fourth underclassman to receive the honors in the 30-year history of the award...Former college teammates with Tyler Duffey, Tony Cingrani and JT Chargois.
- ◆ Prepped at Lamar High School (Houston, TX)...Was a three-time All-District selection in High School...As a senior, named First Team 5A All-State shortstop and was an All-Greater Houston selection by the Houston Chronicle... Hit .570 with eight home runs and 56 RBI in final high school season.
- ◆ June 29, 2010 was honored by Houston Mayor Annise Parker as "Anthony Rendon Day in Houston".

MISCELLANEOUS STATS

CAREER MULTIPLE-HOME RUN GAMES (7)

THREE-HR GAMES (1)

April 30, 2017 vs. NYM

TWO-HR GAMES (6)

Aug. 31, 2019 vs. MIA
July 12, 2018 at NYM

June 11, 2019 at CWS
July 15, 2017 at CIN

April 12, 2019 vs. PIT
May 23, 2017 vs. SEA

CAREER GRAND SLAMS (3)

July 29, 2019 vs. ATL

July 15, 2017 at CIN

Sept. 6, 2016 vs. ATL

CAREER WALK-OFF PLATE APPEARANCES (4)

May 8, 2023 vs. WAS (RBI-single; 9th)

Aug. 21, 2014 vs. ARI (single, run scores on ES, no RBI; 9th)

Aug. 30, 2019 vs. MIA (2-RBI single; 9th)

Aug. 20, 2019 vs. CWS (RBI single; 9th)



INFILDER

ANTHONY RENDON

ALL-STAR GAME RECORD

| Year | Club, Site | AVG | G | AB | R | H | 2B | 3B | HR | RBI | SH | SF | HBP | BB | IBB | SO | SB | CS | GDP | SLG | OBP | E |
|------|------------|-----|---|----|---|---|----|----|----|-----|----|----|-----|----|-----|----|----|----|-----|-----|-----|---|
| 2019 | N.L., CLE | | | | | | | | | | | | | | | | | | | | | |


DID NOT PLAY - INJURY REHAB

CAREER FIELDING

| POS | PCT | G | PO | A | E | TC | DP |
|-----|------|------|-----|------|----|------|-----|
| 3B | .969 | 1008 | 707 | 1666 | 76 | 2449 | 186 |
| 2B | .982 | 170 | 305 | 402 | 13 | 720 | 93 |
| SS | .846 | 4 | 9 | 2 | 2 | 13 | 1 |

RENDON'S CAREER HIGHS

| | SEASON | | GAME |
|-----|------------------|------------|--------------------------------|
| AVG | .319 — 2019 | H | 6 — 4/30/17 vs. NYM |
| H | 176 — 2015 | HR | 3 — 4/30/17 vs. NYM |
| R | 117 — 2019 | R | 5 — 4/30/17 vs. NYM |
| BB | 84 — 2017 | BB | 4 — 4/24/22 vs. BAL |
| 2B | 44 — 2018 & 2019 | 2B | 3 — 7/5/14 vs. CHC |
| HR | 34 — 2019 | RBI | 10 — 4/30/17 vs. NYM |
| RBI | 126 — 2019 | SB | 2 — Twice; last, 9/1/14 at TEX |
| SB | 17 — 2014 | Hit Streak | 17 — March 30 - April 19, 2019 |



INFILDER

LUIS RENGIFO



2

BATS
SWITCHTHROWS
RIGHTHEIGHT
5-10WEIGHT
195

BORN: FEB. 26, 1997

BIRTHPLACE: NAGUANAGUA, VZ

MLB SERVICE: 5 YEARS, 43 DAYS

ACQUIRED: FROM TAMPA BAY FOR INF C.J. CRON, MARCH 20, 2018

SIGNED THRU: 2025; UNDER CLUB CONTROL; 3/3 OPTIONS USED

OPENING DAY AGE: 28

RESIDES: VALENCIA, VZ

RENGIFO'S LIFETIME PLAYING RECORD

| Year | Club | AVG | G | AB | R | H | 2B | 3B | HR | RBI | SH | SF | HBP | BB | IBB | SO | SB | CS | GDP | SLG | OBP | E |
|--------------|------------------|------|-----|------|-----|-----|-----|----|----|-----|----|----|-----|-----|-----|-----|-----|----|-----|------|------|----|
| 2014 | — VSL Mariners | .197 | 64 | 227 | 39 | 45 | 11 | 2 | 1 | 20 | 6 | 1 | 5 | 39 | 0 | 45 | 11 | 5 | 1 | .278 | .327 | 12 |
| 2015 | — DSL Mariners 2 | .336 | 60 | 217 | 49 | 73 | 10 | 6 | 2 | 35 | 7 | 3 | 5 | 22 | 1 | 22 | 19 | 8 | 4 | .465 | .405 | 8 |
| 2016 | — AZL Mariners | .239 | 34 | 109 | 16 | 26 | 7 | 2 | 1 | 9 | 1 | 0 | 1 | 13 | 0 | 31 | 22 | 3 | 2 | .367 | .325 | 9 |
| 2017 | — Clinton | .250 | 102 | 400 | 65 | 100 | 24 | 4 | 11 | 44 | 6 | 3 | 8 | 33 | 0 | 80 | 29 | 14 | 8 | .413 | .318 | 19 |
| | Bowling Green | .250 | 23 | 96 | 14 | 24 | 3 | 1 | 1 | 8 | 0 | 0 | 0 | 8 | 0 | 17 | 5 | 3 | 0 | .333 | .308 | 2 |
| 2018 | — Inland Empire | .323 | 41 | 161 | 36 | 52 | 11 | 3 | 2 | 16 | 0 | 0 | 2 | 27 | 0 | 22 | 22 | 8 | 2 | .466 | .426 | 7 |
| | Mobile | .305 | 40 | 151 | 37 | 46 | 10 | 5 | 2 | 21 | 0 | 0 | 7 | 23 | 3 | 22 | 13 | 2 | 6 | .477 | .420 | 5 |
| | Salt Lake | .274 | 46 | 190 | 36 | 52 | 9 | 5 | 3 | 27 | 1 | 2 | 1 | 25 | 0 | 31 | 6 | 6 | 2 | .421 | .358 | 4 |
| 2019 | — Salt Lake | .273 | 27 | 110 | 16 | 30 | 4 | 1 | 5 | 14 | 0 | 1 | 0 | 11 | 0 | 24 | 3 | 3 | 2 | .464 | .336 | 6 |
| | LAA | .238 | 108 | 357 | 44 | 85 | 18 | 3 | 7 | 33 | 1 | 3 | 5 | 40 | 0 | 93 | 2 | 5 | 6 | .364 | .321 | 12 |
| 2020 | — LAA | .156 | 33 | 90 | 12 | 14 | 1 | 0 | 1 | 3 | 2 | 0 | 0 | 14 | 0 | 26 | 3 | 1 | 2 | .200 | .269 | 3 |
| 2021 | — LAA | .201 | 54 | 174 | 22 | 35 | 1 | 0 | 6 | 18 | 3 | 2 | 2 | 9 | 0 | 38 | 1 | 0 | 3 | .310 | .246 | 9 |
| | Salt Lake | .329 | 53 | 207 | 46 | 68 | 16 | 4 | 8 | 32 | 0 | 1 | 3 | 17 | 1 | 32 | 13 | 5 | 3 | .560 | .386 | 9 |
| 2022 | — Salt Lake | .313 | 24 | 99 | 19 | 31 | 5 | 2 | 4 | 15 | 0 | 1 | 0 | 12 | 1 | 24 | 2 | 2 | 4 | .525 | .384 | 2 |
| | LAA | .264 | 127 | 489 | 45 | 129 | 22 | 4 | 17 | 52 | 1 | 0 | 4 | 17 | 0 | 79 | 6 | 2 | 11 | .429 | .294 | 15 |
| 2023 | — LAA | .264 | 126 | 394 | 55 | 104 | 15 | 4 | 16 | 51 | 0 | 4 | 6 | 41 | 0 | 82 | 6 | 4 | 3 | .444 | .339 | 12 |
| 2024 | — LAA | .300 | 78 | 283 | 41 | 85 | 13 | 1 | 6 | 30 | 1 | 0 | 4 | 16 | 0 | 44 | 24 | 7 | 6 | .417 | .347 | 6 |
| MAJOR TOTALS | | .253 | 526 | 1787 | 219 | 452 | 70 | 12 | 53 | 187 | 8 | 9 | 21 | 137 | 0 | 362 | 42 | 19 | 31 | .395 | .312 | 57 |
| MINOR TOTALS | | .278 | 515 | 1969 | 373 | 547 | 110 | 35 | 40 | 241 | 21 | 12 | 32 | 230 | 6 | 351 | 145 | 59 | 34 | .430 | .361 | 83 |

Disabling Injuries: **2024** — Right wrist inflammation; disabled Aug. 3 - end of season
 Right wrist inflammation; disabled July 5 (retro to July 4) - July 23
 Viral infection; disabled May 9 (retro to May 6) - May 16
2023 — Biceps tendon rupture; disabled Sept. 9 (retro to Sept. 8) - end of season
2020 — Right hamstring strain; disabled Sept. 26 - end of season
 Disabled July 6-28

2024 SEASON

- ◆ Batted .300 (85/283) with 41 runs scored, 13 doubles, one triple, six home runs, 30 RBI, 24 stolen bases, and a .764 OPS in 78 games in sixth season with **Angels**.
- ◆ Set career highs in batting average (.300) and stolen bases (24)...First Angels infielder to bat .300 (min. 300 PA) and steal at least 20 bases since Orlando Cabrera and Chone Figgins in 2007; Just the eighth player (12th occurrence) to reach those marks in franchise history.
- ◆ Entering play on July 2, was MLB batting leader with a .317 (77/243) average to become first Angels player to lead MLB in batting average that late in a season since Rod Carew had a .372 (132/355) average on Aug. 12, 1983.
- ◆ Had 26 multi-hit games in 78 games played (33.3%)...Had 27 total in 2023, in 126 games (21.4%)...Tied career high with four consecutive multi-hit games from June 26-29 (also, August 26-29, 2023)...Homered in two consecutive games June 27-28 (fourth time in career; last, Sept. 29-30, 2023).
- ◆ At the time of being placed on the injured list, was tied for fourth in the A.L. with 24 steals (career-high)...Stole multiple bases in three games in 2024.
- ◆ Had two eight-game hitting streaks (March 31 - April 12; April 26 - May 17).
- ◆ Missed 10 games with a viral infection from May 9 (retro to May 6) to May 16...Placed on injured list with right wrist inflammation from July 5 (retro to July 4) to July 23 and missed 15 games...Placed on injured list on August 3 with right wrist inflammation and missed final 52 games of the season.



CAREER HIGHLIGHTS

- ◆ Entered play on July 2, 2024 as MLB batting leader with a .317 (77/243) average...First Angels player to lead MLB in batting average that late in a season since Rod Carew had a .372 (132/355) average on Aug. 12, 1983.
- ◆ A.L. Player of the Week (Aug. 28, 2023)
- ◆ Made Major League debut April 25, 2019 vs. Yankees.

MAJOR LEAGUE SUMMARY

2023

- ◆ Finished 2023 with then-career highs in on-base percentage, slugging and OPS in fifth MLB season with **Angels**.
- ◆ Exited Sept. 7 game with a left biceps strain; missed rest of season.
- ◆ Finished season on career-high 14-game hit streak; previous was 10 games from June 29 - July 10, 2022.
- ◆ Was named A.L. Player of the Week for Aug. 28 - Sept. 3...Batted .440 (11/25) with three runs, three home runs, and seven RBI.
- ◆ Collected two multi-homer games in 2023 (July 23 and Aug. 29), has four total in career.
- ◆ Recorded four consecutive multiple-hit games Aug. 26-29.
- ◆ In August, batted .327 (32/98) with 13 runs, five doubles, one triple, four home runs, and 13 RBI with a .911 OPS in 27 games.
- ◆ Reached a career-high with seven 3+ hit games in 2023 (15 total in career).
- ◆ Homered from both sides of the plate on July 23 vs. PIT (first Angels player to do so since he did it on Sept. 16, 2022 vs. SEA)...First Angels leadoff batter to have a multi-homer game since he did it on Sept. 18, 2022 vs. SEA.
- ◆ Tallied two game-tying home runs this season (five total in career).
- ◆ Finished a triple away from first career cycle May 4 at Cardinals; recorded second career game with 4+ RBI (also, Sept. 16, 2022 vs. SEA).

2022

- ◆ Set then-career highs in nearly every offensive category during fourth big league season with the **Angels**...Established new bests in average (.264), OPS (.724), games (127), hits (129), runs (45), doubles (22), triples (4), home runs (17), RBI (52) and stolen bases (6)...Ranked third on the Club in hits, fourth in doubles, second in triples, fourth in homers, fourth in RBI, and fourth in average.
- ◆ Began the season with Triple-A **Salt Lake** and was recalled May 8... After hitting .204 (21/103) through June 17, went on to bat .280 (108/386) with 21 doubles, two triples, 15 home runs, and 45 RBI over his final 95 games...In that span, paced the Halos in hits, doubles and games played (95), and was tied with Ohtani for the lead in average.
- ◆ Logged a career-long 10-game hit streak from June 29 - July 10... Registered a career-best 20-game on-base streak from June 29 - July 26.
- ◆ Despite making season debut in May, 32 multi-hit games ranked fourth on the team behind Ohtani (41), Ward (36) and Trout (33).

MO' & RENGIFO

On Sept. 16, 2022 vs. Seattle, Rengifo became the first Angels player to homer from both sides of the plate in the same game since Kendrys Morales, July 30, 2012 at Texas.

2021

- ◆ Made three different stints with the **Angels**...54 games at the big league level were the second most of career.
- ◆ Appeared defensively at shortstop (26 G), right field (14 G), third base (12 G), second base (4 G) and left field (1 G)...The 14 games in the outfield were the first at the major league level...Made just two errors at shortstop (.981 fielding percentage)...Boasted a 2.4 UZR at shortstop, his best single season mark at any position...According to FanGraphs.com, in 227 innings at short, 1 DRS was the best mark by a Halo shortstop (min. 150 innings).

2020

- ◆ Appeared in 33 games across two different stints with the **Angels**...Began the season on the IL before being activated July 28th...Optioned on Aug. 26th to the Club's **Alternate Training Site** in Long Beach, CA and was recalled three days later (Aug. 29th)...Placed on the IL with a right hamstring strain Sept. 26 and missed the final two games of the season.
- ◆ Improved PA/BB rate from 10.15 to 7.57 between rookie and sophomore seasons.

2019

- ◆ Saw first big league action across three different stints with the **Angels**...After beginning the season with Triple-A **Salt Lake**, was recalled April 25 and made Major League debut that day, starting at second base...Singled in second at-bat off Masahiro Tanaka for first big league hit...Notched first home run June 2nd in Seattle...His seven home runs were the most by a rookie Halo middle infielder since Adam Kennedy's nine in 2000.
- ◆ According to *FanGraphs.com*, logged three defensive runs saved, tied for second on the team with David Fletcher (min. 250 inn.).
- ◆ With the Bees, averaged a home run once every 22 at-bats.



NOTABLE MINOR LEAGUE AWARDS AND HONORS

- ◆ **2018** Angels Organization Player of the Month for May and June...Southern League Player of the Month for June...Angels Organization Defensive Player of the Month for August...MiLB Organization All-Star.

CAREER TRANSACTIONS

- ◆ Mar. 16, 2014...Signed with **Mariners** as an international free agent.
- ◆ Aug. 6, 2017...Traded by **Mariners** with LHP Anthony Misiewicz and a PTBNL (INF Osmy Gregorio) to **Rays** for RHP Ryan Garton and C Mike Marjama.
- ◆ Mar. 20, 2018...Traded by **Rays** to **Angels** for INF C.J. Cron.

PERSONAL/MISC

- ◆ Luis Jose Rengifo (pronounced ren-HE-foe).
- ◆ Is married to Stephany...Has a son (Maximiliano) and a daughter (Mia).
- ◆ Visited Jefferson Elementary School in Anaheim as part of the Angels Adopt-A-School program on April 25, 2023.
- ◆ In 2019, visited patients at MemorialCare Miller Children's & Women's Hospital Long Beach alongside teammates Matt Thaiss and Taylor Cole...Also visited CHOC Children's Hospital in Orange with Justin Anderson, Jared Walsh and Andrew Heaney.
- ◆ Originally signed by Mariners scouts Tim Kissner, Emilio Sarraquel, and Illich Salazar.

MISCELLANEOUS STATS

TWO-HR GAMES (4)

August 29, 2023 at PHI
Sept. 18, 2022 vs. SEA

July 23, 2023 vs. PIT
Sept. 16, 2022 vs. SEA

CAREER LEADOFF HOME RUNS (4)

August 4, 2023 vs. SEA
Sept. 18, 2022 vs. SEA

July 31, 2023 at ATL
Sept. 29, 2022 vs. OAK

GAMES WITH HOME RUNS FROM BOTH SIDES OF PLATE (2)

July 23, 2023 vs. PIT

Sept. 16, 2022 vs. SEA

WORLD BASEBALL CLASSIC TOTALS

| Year | Club | AVG | G | AB | R | H | 2B | 3B | HR | RBI | SH | SF | HBP | BB | IBB | SO | SB | CS | GDP | SLG | OBP | E |
|-------|-----------|------|---|----|---|---|----|----|----|-----|----|----|-----|----|-----|----|----|----|-----|------|------|---|
| 2023— | Venezuela | .167 | 3 | 6 | 2 | 1 | 0 | 0 | 0 | 0 | 0 | 0 | 0 | 0 | 0 | 2 | 0 | 0 | 0 | .167 | .167 | 0 |

CAREER FIELDING

| POS | PCT | G | PO | A | E | TC | DP |
|-----|------|-----|-----|-----|----|------|-----|
| 2B | .978 | 335 | 505 | 666 | 26 | 1197 | 189 |
| 3B | .948 | 123 | 71 | 201 | 15 | 287 | 26 |
| SS | .948 | 96 | 84 | 169 | 14 | 267 | 30 |
| OF | .971 | 41 | 65 | 1 | 2 | 68 | 0 |

RENGIFO'S CAREER HIGHS

| | SEASON | GAME |
|-----|-------------|--|
| AVG | .300 — 2024 | 4 — 9/5/22 vs. DET |
| H | 129 — 2022 | 2 — 4 times; last, 8/29/23 at PHI |
| R | 55 — 2023 | 3 — 3 times; last, 4/1/23 at OAK |
| BB | 41 — 2023 | 3 — 8/23/23 (2) vs. CIN |
| 2B | 22 — 2022 | 2 — Twice; last, 8/8/23 at SEA |
| HR | 17 — 2022 | 4 — Twice; last, 5/4/23 at STL |
| RBI | 52 — 2019 | 2 — 5 times; last, 6/21/24 at LAD |
| SB | 24 — 2024 | Hit Streak 14 — Aug. 23 (1) - Sept. 6, 2023 (active) |



CATCHER

ALBERTO RIOS



98

BATS
RIGHTTHROWS
RIGHTHEIGHT
5-11WEIGHT
235

BORN: MAR. 19, 2002

OPENING DAY AGE: 23

BIRTHPLACE: LYNWOOD, CA

RESIDES: BELLFLOWER, CA

ACQUIRED: THIRD ROUND OF 2023 FIRST-YEAR PLAYER DRAFT

SIGNED THRU: 2024; UNDER CLUB CONTROL; 0/3 OPTIONS USED

NON-ROSTER INVITEE

RIOS' LIFETIME PLAYING RECORD

| Year | Club | AVG | G | AB | R | H | 2B | 3B | HR | RBI | SH | SF | HBP | BB | IBB | SO | SB | CS | GDP | SLG | OBP | E |
|--------------|---------------|------|----|-----|----|----|----|----|----|-----|----|----|-----|----|-----|----|----|----|-----|------|------|---|
| 2023— | ACL Angels | .200 | 3 | 10 | 3 | 2 | 0 | 0 | 0 | 1 | 0 | 0 | 0 | 2 | 0 | 0 | 1 | 0 | 0 | .200 | .333 | 0 |
| | Inland Empire | .181 | 33 | 127 | 19 | 23 | 4 | 2 | 3 | 18 | 0 | 2 | 2 | 14 | 0 | 37 | 7 | 2 | 1 | .315 | .269 | 1 |
| 2024— | Tri-City | .252 | 31 | 103 | 8 | 26 | 5 | 0 | 0 | 10 | 0 | 0 | 2 | 10 | 0 | 32 | 2 | 2 | 0 | .301 | .330 | 1 |
| | ACL Angels | .143 | 5 | 7 | 2 | 1 | 0 | 0 | 0 | 1 | 0 | 0 | 0 | 2 | 0 | 2 | 0 | 0 | 0 | .143 | .333 | 0 |
| MINOR TOTALS | | .211 | 72 | 247 | 32 | 52 | 9 | 2 | 3 | 30 | 0 | 2 | 4 | 28 | 0 | 71 | 10 | 4 | 1 | .300 | .299 | 2 |

2024 SEASON

- ◆ Split season between High-A **Tri-City** and **ACL Angels**, and batted .246 (27/110) with a .622 OPS in 36 games.
- ◆ Placed on injured list on May 22...Activated on July 30 following rehab assignment with ACL Angels.
- ◆ Batted .333 (20/60) with six runs scored, three doubles, seven RBI, and a .795 OPS after being activated from the injured list on July 30 through the end of the season.
- ◆ Appeared in 17 games at catcher in 2024 and recorded a .993 fielding percentage (142/143).
- ◆ Played for the Sydney Blue Sox in the Australian Baseball League in the offseason, and posted a .744 OPS over 34 games.

CAREER HIGHLIGHTS

- ◆ Made professional debut July 21, 2023 with ACL Angels vs. ACL Diamondbacks Black.

CAREER TRANSACTIONS

- ◆ July 10, 2023...Selected by **Angels** in third round of First-Year Player Draft.

PERSONAL/MISC

- ◆ Alberto Rios...Twitter: @arioos19
- ◆ Son of Alma and Alberto Rios...Has two sisters, Brianna and Cassandra.
- ◆ Cousin, Frankie Rios, played baseball at USC before being selected by the Boston Red Sox in the 17th round of the 2017 MLB Draft.
- ◆ Attended Stanford University...Batted .373 (93/249) with a 1.162 OPS in three seasons from 2021-2023...Played in just eight games in his freshman and sophomore seasons, and batted .384 (93/242) with a 1.192 OPS and 69 runs scored, 73 RBI, 24 doubles, and 18 home runs in 63 games as a junior in 2023...Won the Pac-12 championship with Stanford in back-to-back seasons from 2022-2023...Named the PAC-12 Player of the Year in 2023...Named a Golden Spikes semifinalist in 2023...In 2023, was named to the D1Baseball All-American first team, Collegiate Baseball All-America first team, ABCA All-America first team, and NCBWA All-America first team...Pac-12 All-Conference player in 2023...PAC-12 Academic Honor Roll in 2021...Set a Stanford record with 11 RBI vs. CSU Bakersfield on March 5; went 5-for-7 with a pair of three-run homers in the game...Majored in Management Science and Engineering.
- ◆ Graduated St. John Bosco HS (CA) in 2020...2020 Perfect Game Preseason All-Region...All-Trinity League in 2019...Two-time Perfect Game Preseason Underclass All-American (2018-19).

SEBASTIÁN RIVERO



38

BATS
RIGHTTHROWS
RIGHTHEIGHT
6-1WEIGHT
210

BORN: NOV. 16, 1998

BIRTHPLACE: MARACAY, VZ

MLB SERVICE: 141 DAYS

ACQUIRED: SIGNED AS MINOR LEAGUE FREE AGENT, DEC. 12, 2024

SIGNED THRU: 2025; UNDER CLUB CONTROL; 2/3 OPTIONS USED

OPENING DAY AGE: 26

RESIDES: MARIARA, VZ

NON-ROSTER INVITEE

RIVERO'S LIFETIME PLAYING RECORD

| Year | Club | AVG | G | AB | R | H | 2B | 3B | HR | RBI | SH | SF | HBP | BB | IBB | SO | SB | CS | GDP | SLG | OBP | E |
|---------------------------------------|-------------|------|-----|------|-----|-----|----|----|----|-----|----|----|-----|-----|-----|-----|----|----|-----|------|------|----|
| 2016— | DSL Royals | .333 | 8 | 27 | 3 | 9 | 0 | 0 | 0 | 4 | 1 | 0 | 0 | 1 | 0 | 1 | 0 | 0 | 0 | .333 | .357 | 1 |
| | AZL Royals | .269 | 38 | 134 | 15 | 36 | 10 | 0 | 0 | 20 | 1 | 1 | 1 | 6 | 0 | 28 | 0 | 0 | 1 | .343 | .303 | 4 |
| 2017— | Burlington | .265 | 48 | 189 | 18 | 50 | 8 | 1 | 4 | 28 | 0 | 2 | 1 | 6 | 0 | 30 | 0 | 0 | 1 | .381 | .288 | 6 |
| 2018— | Lexington | .258 | 77 | 279 | 41 | 72 | 16 | 0 | 7 | 34 | 4 | 4 | 2 | 17 | 0 | 59 | 0 | 1 | 6 | .391 | .301 | 5 |
| 2019— | Wilmington | .212 | 91 | 288 | 23 | 61 | 14 | 1 | 1 | 24 | 8 | 5 | 6 | 19 | 0 | 75 | 2 | 2 | 12 | .278 | .270 | 12 |
| | Omaha | .375 | 3 | 8 | 3 | 3 | 0 | 0 | 0 | 0 | 0 | 0 | 0 | 0 | 0 | 2 | 0 | 0 | 0 | .375 | .375 | 0 |
| 2020— | | | | | | | | | | | | | | | | | | | | | | |
| DID NOT PLAY - No Minor League Season | | | | | | | | | | | | | | | | | | | | | | |
| 2021— | KANSAS CITY | .175 | 17 | 40 | 1 | 7 | 2 | 0 | 0 | 3 | 0 | 0 | 1 | 3 | 0 | 15 | 0 | 0 | 1 | .225 | .250 | 0 |
| | Omaha | .260 | 42 | 150 | 18 | 39 | 7 | 1 | 3 | 26 | 0 | 0 | 3 | 10 | 1 | 45 | 2 | 1 | 3 | .380 | .319 | 2 |
| 2022— | NW Arkansas | .218 | 42 | 156 | 22 | 34 | 15 | 0 | 5 | 27 | 1 | 3 | 3 | 15 | 0 | 38 | 1 | 0 | 3 | .410 | .294 | 6 |
| | KANSAS CITY | .154 | 17 | 26 | 2 | 4 | 0 | 0 | 0 | 1 | 1 | 0 | 0 | 2 | 0 | 10 | 0 | 0 | 0 | .154 | .214 | 0 |
| 2023— | Charlotte | .232 | 58 | 194 | 17 | 45 | 11 | 1 | 4 | 26 | 0 | 5 | 5 | 9 | 0 | 42 | 0 | 1 | 6 | .361 | .277 | 9 |
| | Birmingham | .167 | 15 | 48 | 8 | 8 | 1 | 0 | 0 | 2 | 0 | 0 | 1 | 5 | 0 | 9 | 0 | 0 | 0 | .188 | .259 | 5 |
| 2024— | Gwinnett | .213 | 29 | 89 | 8 | 19 | 4 | 0 | 0 | 7 | 1 | 0 | 0 | 7 | 0 | 20 | 1 | 0 | 1 | .258 | .271 | 4 |
| | Mississippi | .169 | 46 | 148 | 7 | 25 | 8 | 0 | 1 | 19 | 3 | 1 | 3 | 7 | 0 | 38 | 0 | 0 | 4 | .243 | .220 | 9 |
| MAJOR TOTALS | | .167 | 34 | 66 | 3 | 11 | 2 | 0 | 0 | 4 | 1 | 0 | 1 | 5 | 0 | 25 | 0 | 0 | 1 | .197 | .236 | 0 |
| MINOR TOTALS | | .235 | 497 | 1710 | 183 | 401 | 94 | 4 | 25 | 217 | 19 | 21 | 25 | 102 | 1 | 387 | 6 | 5 | 37 | .338 | .284 | 63 |

2024 SEASON

- ◆ Began season with Triple-A **Gwinnett**...Batted .213 (19/89) with eight runs scored, four doubles, and seven RBI in 29 games.
- ◆ Assigned to Double-A **Mississippi** on June 11...Appeared in 46 games and batted .169 with seven runs scored, eight doubles, one home run, and 19 RBI.
- ◆ Played 67 games at catcher across both levels in 2024, and posted a .980 fielding percentage behind the plate over 552.1 innings...Appeared in one game at first base for Gwinnett.
- ◆ Threw out 22 of 90 attempted base-stealers.

CAREER HIGHLIGHTS

- ◆ Made Major League debut with Kansas City on May 8, 2021 against White Sox.
- ◆ 2018 Carlos Fortuna Award winner, recognizing a player who is dedicated to improving his English, work ethic and conduct.
- ◆ 2018 South Atlantic League Mid-Season All-Star.

CAREER TRANSACTIONS

- ◆ July 10, 2015...Signed by **Royals** as international free agent.
- ◆ Dec. 12, 2024...Signed by **Angels** as minor league free agent.

PERSONAL/MISC

- ◆ Sebastián Rivero Aguilar.
- ◆ Resides in Mariara, Carabobo, Venezuela during the offseason with his wife, Loana, and son, Sebastian Enrique.
- ◆ Originally signed by Royals scouts Richard Castro, Alberto Garcia, & Orlando Estevez.



INFIELDER

YOLMER SÁNCHEZ



62

BATS
SWITCHTHROWS
RIGHTHEIGHT
5-11WEIGHT
210

BORN: JUNE 29, 1992

BIRTHPLACE: MARACAY, VZ

MLB SERVICE: 5 YEARS, 83 DAYS

ACQUIRED: SIGNED AS MINOR LEAGUE FREE AGENT, JAN. 29, 2025

SIGNED THRU: 2025; SIGNED ONE-YEAR CONTRACT, JAN. 29, 2025

OPENING DAY AGE: 32

RESIDES: LITCHFIELD PARK, AZ

NON-ROSTER INVITEE

SÁNCHEZ'S LIFETIME PLAYING RECORD

| Year | Club | AVG | G | AB | R | H | 2B | 3B | HR | RBI | SH | SF | HBP | BB | IBB | SO | SB | CS | GDP | SLG | OBP | E |
|--------------|------------------|------|------|------|-----|-----|-----|-----|----|-----|----|----|-----|-----|-----|-----|-----|----|-----|------|------|----|
| 2009 | — DSL White Sox | .156 | 22 | 32 | 7 | 5 | 0 | 0 | 0 | 3 | 1 | 0 | 1 | 8 | 0 | 10 | 1 | 0 | 0 | .156 | .342 | 0 |
| 2010 | — DSL White Sox | .269 | 52 | 156 | 26 | 42 | 5 | 2 | 1 | 18 | 1 | 1 | 4 | 41 | 0 | 26 | 7 | 3 | 4 | .346 | .431 | 8 |
| 2011 | — Bristol | .250 | 5 | 16 | 4 | 4 | 1 | 0 | 0 | 3 | 0 | 0 | 3 | 5 | 0 | 2 | 1 | 2 | 0 | .313 | .500 | 0 |
| | Kannapolis | .288 | 63 | 264 | 44 | 76 | 10 | 1 | 1 | 27 | 7 | 1 | 7 | 15 | 0 | 49 | 7 | 8 | 5 | .345 | .342 | 7 |
| 2012 | — Winston-Salem | .315 | 92 | 365 | 58 | 115 | 14 | 6 | 1 | 42 | 7 | 6 | 7 | 31 | 0 | 64 | 19 | 10 | 8 | .395 | .374 | 14 |
| | Birmingham | .370 | 30 | 119 | 17 | 44 | 9 | 1 | 0 | 13 | 1 | 1 | 2 | 10 | 0 | 22 | 7 | 5 | 2 | .462 | .424 | 2 |
| | Charlotte | .256 | 11 | 39 | 4 | 10 | 2 | 0 | 0 | 1 | 0 | 0 | 0 | 0 | 0 | 6 | 0 | 0 | 1 | .308 | .256 | 0 |
| 2013 | — Charlotte | .241 | 112 | 432 | 50 | 104 | 20 | 2 | 0 | 28 | 11 | 3 | 4 | 29 | 1 | 76 | 16 | 7 | 9 | .296 | .293 | 17 |
| 2014 | — Charlotte | .293 | 110 | 437 | 60 | 128 | 19 | 6 | 7 | 57 | 10 | 6 | 5 | 36 | 0 | 84 | 16 | 4 | 15 | .412 | .349 | 10 |
| | CHICAGO (A.L.) | .250 | 28 | 100 | 6 | 25 | 5 | 0 | 0 | 5 | 0 | 1 | 0 | 3 | 0 | 25 | 1 | 1 | 1 | .300 | .269 | 1 |
| 2015 | — CHICAGO (A.L.) | .224 | 120 | 389 | 40 | 87 | 23 | 1 | 5 | 31 | 6 | 1 | 5 | 19 | 0 | 81 | 2 | 2 | 9 | .326 | .268 | 5 |
| | Charlotte | .344 | 29 | 131 | 17 | 45 | 10 | 0 | 2 | 17 | 1 | 0 | 1 | 4 | 0 | 28 | 5 | 2 | 1 | .466 | .368 | 3 |
| 2016 | — Charlotte | .255 | 61 | 235 | 31 | 60 | 11 | 2 | 8 | 29 | 4 | 2 | 2 | 17 | 0 | 55 | 10 | 4 | 6 | .421 | .309 | 4 |
| | CHICAGO (A.L.) | .208 | 53 | 154 | 15 | 32 | 9 | 1 | 4 | 21 | 2 | 1 | 1 | 5 | 0 | 42 | 0 | 1 | 1 | .357 | .236 | 3 |
| 2017 | — CHICAGO (A.L.) | .267 | 141 | 484 | 63 | 129 | 19 | 8 | 12 | 59 | 7 | 4 | 4 | 35 | 2 | 111 | 8 | 9 | 10 | .413 | .319 | 9 |
| 2018 | — CHICAGO (A.L.) | .242 | 155 | 600 | 62 | 145 | 34 | 10★ | 8 | 55 | 2 | 3 | 8 | 49 | 0 | 138 | 14 | 6 | 9 | .372 | .306 | 14 |
| 2019 | — CHICAGO (A.L.) | .252 | 149 | 496 | 59 | 125 | 20 | 4 | 2 | 43 | 7 | 3 | 5 | 44 | 0 | 117 | 5 | 4 | 7 | .321 | .318 | 9 |
| 2020 | — CHICAGO (A.L.) | .313 | 11 | 16 | 7 | 5 | 3 | 0 | 1 | 1 | 0 | 0 | 0 | 5 | 0 | 5 | 0 | 0 | 1 | .688 | .476 | 1 |
| 2021 | — Gwinnett | .216 | 102 | 310 | 36 | 67 | 9 | 3 | 9 | 35 | 2 | 1 | 7 | 35 | 0 | 88 | 6 | 3 | 10 | .352 | .309 | 9 |
| 2022 | — Worcester | .247 | 78 | 247 | 43 | 61 | 12 | 1 | 9 | 33 | 1 | 2 | 3 | 50 | 2 | 67 | 6 | 1 | 2 | .413 | .378 | 7 |
| | BOSTON | .108 | 14 | 37 | 1 | 4 | 0 | 0 | 0 | 2 | 2 | 0 | 0 | 5 | 0 | 13 | 0 | 2 | 0 | .108 | .214 | 1 |
| | NEW YORK (N.L.) | - | 3 | 0 | 0 | 0 | 0 | 0 | 0 | 0 | 0 | 0 | 0 | 0 | 0 | 0 | 0 | 0 | 0 | - | - | 1 |
| | Syracuse | .244 | 22 | 78 | 6 | 19 | 4 | 0 | 1 | 7 | 0 | 1 | 4 | 10 | 0 | 19 | 0 | 4 | 4 | .333 | .355 | 3 |
| 2023 | — Gwinnett | .236 | 117 | 377 | 55 | 89 | 15 | 2 | 8 | 62 | 1 | 9 | 5 | 89 | 0 | 106 | 4 | 3 | 1 | .350 | .381 | 8 |
| 2024 | — Syracuse | .226 | 111 | 336 | 60 | 76 | 23 | 3 | 9 | 52 | 0 | 1 | 7 | 55 | 2 | 84 | 9 | 0 | 9 | .393 | .346 | 0 |
| MAJOR TOTALS | | .243 | 674 | 2276 | 253 | 552 | 113 | 24 | 32 | 217 | 26 | 13 | 23 | 165 | 3 | 532 | 30 | 25 | 38 | .355 | .299 | 44 |
| MINOR TOTALS | | .264 | 1017 | 3574 | 518 | 945 | 164 | 29 | 56 | 427 | 47 | 34 | 62 | 435 | 5 | 786 | 114 | 52 | 77 | .374 | .351 | 92 |

★ led or tied for league lead

2024 SEASON

- ◆ Spent season with Triple-A **Syracuse** after signing minor league contract with **Mets** on Jan. 15, 2024... Appeared in 111 games and batted .226 (76/336) with a .739 OPS and 35 extra-base hits.
- ◆ Batted .364 (16/44) with a 1.018 OPS in 14 games played in July...Had hits in 11 games played.
- ◆ Appeared at every defensive position except for first base and catcher, with the majority of his playing time coming in the outfield (46 games)...Did not make an error all season across 840.1 innings in the field.

MAJOR LEAGUE SUMMARY

2022

- ◆ Began season with Triple-A **Worcester**...Batted .247 (61/247) with a .791 OPS in 78 games.
- ◆ Contract selected by **Boston** on July 22...Appeared in 14 games with Red Sox and collected four hits before being designated for assignment on Aug. 16...Claimed off waivers by **Mets** on Aug. 18 and appeared in three games as a defensive replacement.
- ◆ Finished season with Triple-A Syracuse and batted .244 (19/78) with a .688 OPS in 22 games.



2020

- ◆ Began the season at the **Giants** Alternate Training Site in Sacramento before being released on Aug. 21.
- ◆ Signed with **White Sox** on Aug. 26 and contract was selected from the club's Alternate Training Site on Aug. 31.
- ◆ Appeared in 11 games, batted .313 (5/16) with three doubles and one home run.

2019

- ◆ Won an A.L. Gold Glove at second base...First **White Sox** player to win a Gold Glove since RHP Jake Peavy in 2012 and first position player since Robin Ventura won at third base in 1998.
- ◆ Led all MLB second basemen with 416 assists; Led A.L. players with 149 games played, 248 putouts, and 108 double plays at the keystone position...Ranked second among A.L. second basemen and tied for fifth in the majors with a .987 (664/673) fielding percentage...11 defensive runs saved were most in the A.L. and second-most in the majors.
- ◆ Recorded a 12-game hitting streak from Aug. 13-24, matching his career-best for the third time...Had a 20-game on-base streak from Aug. 13 - Sept. 2 where he batted .349 (22/63).

2018

- ◆ Began fifth Major League season with **White Sox**...Slashed .242/.306/.372 with 52 extra-base hits in 155 games.
- ◆ Led American League with 10 triples and set career bests with 34 doubles and 14 stolen bases.
- ◆ Rattled off a career-best 22-game on-base streak from Aug. 11 - Sept. 3, batting .301 (25-83).
- ◆ Named the White Sox MLBPA Heart and Hustle Award nominee.

2017

- ◆ Set career high with 3.4 bWAR in fourth MLB season with **Chicago (A.L.)**...Batted .267 (129/484) with a .732 OPS in 141 games...Finished second in the A.L. with eight triples.
- ◆ Recorded a 12-game hitting streak from May 6-21, matching career high for the second time...Batted .400 (20/60) during that span.

2016

- ◆ Opened season with Triple-A **Charlotte**...Batted .309 (25/81) in 20 games before being recalled by **White Sox** on Apr. 28...Played four stints with White Sox and compiled a .208/.236/.357 line with 14 extra-base hits in 53 games.

2015

- ◆ Made first career Opening Day roster with **White Sox**...Led all A.L. rookies with 23 doubles.
- ◆ Hit safely in 12 straight games from July 17-29; batted .435 (20/46) with a 1.132 OPS during the streak.
- ◆ Launched first career Major League home run on July 25 at Cleveland off RHP Carlos Carrasco.
- ◆ Also appeared in 29 games with Triple-A **Charlotte** and batted .344 (45/131) with a .833 OPS in 29 games.

2014

- ◆ Began season with Triple-A **Charlotte** and batted .291 (102/351) with 13 doubles, six triples, and five home runs in 89 games before being recalled by **White Sox** on July 13.
- ◆ Made Major League debut on July 13 at Cleveland before being optioned to Triple-A Charlotte after one game on July 20.
- ◆ Recalled again by Chicago (A.L.) on Aug. 22 and finished the season with a .263/.283/.316 line through his last 27 MLB games...Recorded first Major League hit in a three-hit performance in his first game back on Aug. 22.

NOTABLE MINOR LEAGUE AWARDS AND HONORS

- ◆ **2015** International League Player of the Week for week of Apr. 19...International League Player of the Week for week of May 3.
- ◆ **2014** MiLB.com Organization All-Star.
- ◆ **2012** MiLB Organization All-Star...Futures Game selection...Carolina League Post-Season All-Star.

CAREER TRANSACTIONS

- ◆ May 29, 2009...Signed by **White Sox** as international free agent.
- ◆ Jan. 31, 2020...Signed by **Giants** as minor league free agent.
- ◆ Aug. 28, 2020...Signed by **White Sox** as minor league free agent.
- ◆ Oct. 30, 2020...Claimed off waivers by **Orioles** from **White Sox**.
- ◆ Mar. 31, 2021...Signed by **Atlanta** as minor league free agent.
- ◆ Feb. 9, 2022...Signed by **Red Sox** as minor league free agent.
- ◆ Aug. 18, 2022...Claimed off waivers by **Mets** from **Red Sox**.
- ◆ Jan. 23, 2023...Signed by **Atlanta** as minor league free agent.
- ◆ Jan. 15, 2024...Signed by **Mets** as minor league free agent.
- ◆ Jan. 29, 2025... Signed by **Angels** as minor league free agent.



INFIELDER

YOLMER SÁNCHEZ

PERSONAL/MISC

- ◆ Yolmer Carlos Javier Sánchez Yanez...Went by 'Carlos' until 2017, before announcing he would go by his first name, 'Yolmer;' Became first player named Yolmer in MLB history...Nickname is El Del Penonal.
- ◆ He and his wife, Moralis, have two sons, Noah and Alan...Wore both of his sons' names on his jersey during MLB Players' Weekend in 2019.
- ◆ Named the 2014 Rookie of the Year for the Venezuelan Winter League after batting .348 with 48 runs scored, 31 RBIs, a .428 on-base percentage and a .443 slugging percentage over 58 games for Tiburones de La Guaira.
- ◆ Originally signed by White Sox scout Amador Arias.

MISCELLANEOUS STATS

CAREER WALK-OFF PLATE APPEARANCES (5)

May 27, 2019 vs. KC (RBI single; 9th)
Sept. 15, 2016 vs. CLE (RBI single; 9th)

Aug. 25, 2017 vs. DET (RBI single; 9th)
May 18, 2015 vs. CLE (RBI single; 10th)

May 13, 2017 vs. SD (RBI single; 9th)

CAREER FIELDING

| POS | PCT | G | PO | A | E | TC | DP |
|-----|-------|-----|-----|------|----|------|-----|
| 2B | .986 | 428 | 748 | 1069 | 25 | 1842 | 293 |
| 3B | .969 | 206 | 183 | 355 | 17 | 555 | 40 |
| SS | .958 | 17 | 15 | 31 | 2 | 48 | 8 |
| P | 1.000 | 2 | 0 | 1 | 0 | 1 | 0 |
| OF | 1.000 | 1 | 1 | 0 | 0 | 1 | 0 |

SÁNCHEZ'S CAREER HIGHS

SEASON

| | |
|-----|-------------|
| AVG | .267 — 2017 |
| H | 145 — 2018 |
| R | 63 — 2017 |
| BB | 49 — 2018 |
| 2B | 34 — 2018 |
| HR | 12 — 2017 |
| RBI | 59 — 2017 |

GAME

| | |
|------------|--|
| H | 4 — 9/20/19 at DET |
| HR | 1 — 32 times; last, 9/24/20 at CLE |
| R | 3 — 3 times; last, 8/14/19 vs. HOU |
| BB | 3 — 3 times; last 9/2/19 at CLE |
| 2B | 2 — 11 times; last, 9/6/20 at KC |
| RBI | 4 — 3 times; last, 6/26/18 vs. MIN |
| Hit Streak | 12 — 3 times; last, Aug. 13, 2019 (G1) - Aug. 24, 2019 |



INFILDER

NOLAN SCHANUEL



18

BATS
LEFTTHROWS
RIGHTHEIGHT
6-4WEIGHT
220

BORN: FEB 14, 2002

BIRTHPLACE: BOCA RATON, FL

MLB SERVICE: 1 YEAR, 45 DAYS

ACQUIRED: SELECTED IN FIRST ROUND (11TH OVERALL) OF 2023 FIRST-YEAR
PLAYER DRAFT

SIGNED THRU: 2025; UNDER CLUB CONTROL; 0/3 OPTIONS USED

OPENING DAY AGE: 23

RESIDES: BOYNTON BEACH, FL

SCHANUEL'S LIFETIME PLAYING RECORD

| Year | Club | AVG | G | AB | R | H | 2B | 3B | HR | RBI | SH | SF | HBP | BB | IBB | SO | SB | CS | GDP | SLG | OBP | E |
|--------------|---------------|------|-----|-----|----|-----|----|----|----|-----|----|----|-----|----|-----|-----|----|----|-----|------|------|---|
| 2023 | ACL Angels | .250 | 3 | 8 | 3 | 2 | 1 | 0 | 0 | 1 | 0 | 0 | 0 | 4 | 0 | 1 | 1 | 0 | 0 | .375 | .500 | 0 |
| | Inland Empire | .833 | 2 | 6 | 2 | 5 | 0 | 0 | 0 | 2 | 0 | 1 | 1 | 1 | 0 | 0 | 0 | 0 | 0 | .833 | .778 | 0 |
| | Rocket City | .333 | 17 | 60 | 15 | 20 | 3 | 1 | 1 | 12 | 0 | 0 | 0 | 16 | 0 | 9 | 1 | 0 | 0 | .467 | .474 | 1 |
| | LAA | .275 | 29 | 109 | 19 | 30 | 3 | 0 | 1 | 6 | 0 | 0 | 3 | 20 | 1 | 19 | 0 | 0 | 1 | .330 | .402 | 2 |
| 2024 | LAA | .250 | 147 | 519 | 62 | 130 | 19 | 0 | 13 | 54 | 3 | 7 | 9 | 68 | 0 | 103 | 10 | 1 | 14 | .362 | .343 | 7 |
| MAJOR TOTALS | | .255 | 176 | 628 | 81 | 160 | 22 | 0 | 14 | 60 | 3 | 7 | 12 | 88 | 1 | 122 | 10 | 1 | 15 | .357 | .354 | 9 |
| MINOR TOTALS | | .365 | 22 | 74 | 20 | 27 | 4 | 1 | 1 | 15 | 0 | 1 | 1 | 21 | 0 | 10 | 2 | 0 | 0 | .486 | .505 | 1 |

2024 SEASON

- ◆ Batted .250 (130/519) with 62 runs scored, 19 doubles, 13 home runs, 54 RBI, and 10 stolen bases in 147 games in second season with **Angels**.
- ◆ Set career-long 13-game hitting streak Sept. 9-22; batted .370 (17/46) with five runs, two doubles, one home run, nine RBI and a .933 OPS during streak... Recorded four hitting streaks of at least nine games.
- ◆ Led American League rookies in plate appearances (607), on-base percentage (.343), walks (68), strikeout rate (17.0%), and times on base (207).
- ◆ Ranked first on Angels in batting average (.250), OBP (.343) and walks (68).
- ◆ From June 12 - Aug. 2, batted .325 (49/151) with 24 runs, eight doubles, four home runs, 16 RBI with a .897 OPS.
- ◆ Batted .280 (87/311) with 43 runs, 15 doubles, six home runs, 32 RBI and .772 OPS across final 89 games... Finished with 22 multiple-hit games during span.
- ◆ Reached base in 14 consecutive games from Aug. 13 - 30; batted .300 (15/50).
- ◆ Led all rookies with three leadoff home runs; second-most by a rookie in Angels history (Mike Trout – 5 in 2012).
- ◆ Notched eight three-hit games in 2024...Had only one three-hit game in 2023.
- ◆ Finished with career-high 13 home runs...Homered in back-to-back games for first time in career July 26-27...Sixth Angel ever to hit 10 home runs and steal 10 bases in their rookie season, and the first since 2018 (Shohei Ohtani).
- ◆ On-base streak to begin his career spanned 30 games from Aug. 18, 2023 - March 28, 2024...Longest ever by an Angel and third-longest in MLB history.
- ◆ Reached base in 37 consecutive games (including reaching on errors) from Aug. 18, 2023 - April 6, 2024...It was the longest to start a career in Angels history and the sixth longest in Club history at any point in a career.
- ◆ At 22 years, 43 days, became the youngest Opening Day first basemen in Angels history (previous: Jim Spencer - 22 years, 251 days in 1970)...First Angels rookie first basemen to start on Opening Day since Mark Trumbo in 2011.

HE GETS ON BASE

Longest On-Base Streak to Start a Career

1. Alvin Davis - 47 games - Mariners, 1984
2. Truck Hannah - 38 games - Yankees, 1918
3. **Nolan Schanuel - 30 games - Angels, 2023-2024**
4. Enos Slaughter - 29 games - Cardinals, 1938
- T5. George Scott - 26 games - Red Sox, 1966
- T5. Dick Howser - 26 games - Athletics, 1961

YOUNGEST OPENING DAY FIRST BASEMEN IN ANGELS HISTORY

1. **Nolan Schanuel (2024) - 22 years, 43 days**
2. Jim Spencer (1970) - 22 years, 251 days
3. Darin Erstad (1997) - 22 years, 302 days
4. Casey Kotchman (2006) - 23 years, 40 days
5. Costen Shockley (1965) - 23 years, 64 days



INFILDER

NOLAN SCHANUEL

CAREER HIGHLIGHTS

- ◆ Made Major League debut August 18, 2023 vs. Tampa Bay... Collected first career hit on a 7th inning single off Jason Adam.
- ◆ Set new franchise record by hitting in each of first 10 career games, surpassing David Eckstein's nine-game hitting streak to start his career in 2001.
- ◆ Reached base in each of first 30 games to start career... Third-longest streak to start a career all-time.
- ◆ MLB Play of the Week for August 20, 2023.

HIT THE GROUND RUNNING

Longest Hit Streaks to Start a Career in Angels History

1. Nolan Schanuel - 10 games - 2023
2. David Eckstein - 9 games - 2001
3. Trent Durrington - 7 games - 1999
- T4. Troy Glaus - 6 games - 1998
- T4. Pete Coachman - 6 games - 1990
- T4. Gil Flores - 6 games - 1977

MAJOR LEAGUE SUMMARY

2023

- ◆ Contract selected by **Angels**, Aug. 18...Made MLB debut that night vs. Tampa Bay...Was part of Angels first triple play since 1997, becoming the first player to take part in a triple play in his MLB debut since Sal Fasano in 1996.
- ◆ Ended season with active on-base streak to start career at 29 games; a new Angels record for the longest such streak to start a Major League career (previous, Darin Erstad in 1996, 15 G).
- ◆ First career home run came on Sept. 16 vs. DET against Sawyer Gipson-Long (also recorded first career three-hit game).
- ◆ Established franchise record with 10-game hit streak to start MLB career...David Eckstein held previous record with nine-game streak to start his career in 2001.
- ◆ Had hits in 23 of 29 games to start MLB career.
- ◆ Became first player from 2023 Draft to play in Majors, just 40 days after being selected... third Angels player to debut in his Draft year, joining LHP Brian Anderson (1993) and Danny Goodwin (1975).
- ◆ Played 22 games in Angels minor league system...Batted .365 (27/74) with 20 runs, four doubles, one triple, one home run, and 15 RBI.
- ◆ In 59 games played for Florida Atlantic University in 2023, batted .447 (88/197) with 70 runs, 18 doubles, four triples, 19 home runs, 64 RBI, 14 stolen bases, and recorded a 1.483 OPS.

CAREER TRANSACTIONS

- ◆ July 9, 2023...Selected by **Angels** in first round (11th overall) of First-Year Player Draft (signed July 12, 2023).

PERSONAL/MISC

- ◆ Nolan Ryan Schanuel (pronounced SHAWN-uh-well)...On Twitter: @NSchanuel.
- ◆ Played with Angels shortstop Zach Neto in the South Florida Collegiate League before college.
- ◆ Majored in Business Entrepreneurship at Florida Atlantic University.
- ◆ Played collegiately at Florida Atlantic University, where he batted .385 (239/620) with 46 home runs, 179 runs scored, 176 RBI, 31 stolen bases, and a 1.214 career OPS across three seasons...Set a single-season FAU record with 71 walks in 2023 and set a Conference-USA record with a .615 on-base percentage.
- ◆ Collegiate accolades include being named the 2023 Conference USA Player of the Year, First Team All-American, First Team All-Southeast Region, First Team All-C-USA, Academic All-American, First Team Golden Spikes Award semifinalist, and a Bobby Bragan Collegiate Slugger Award semifinalist; In 2022, was named a Preseason All-American, First Team All-C-USA, C-USA All-Academic team, and Southeast All-Region Second Team; Named Freshman All-America, ABCA/Rawlings Second Team All-Region, and Second Team All-C-USA in 2021.
- ◆ Favorite movie is Bull Durham.
- ◆ Enjoys golfing and fishing in his free time.
- ◆ Originally signed by Angels scout Brandon McArthur.

MISCELLANEOUS STATS

CAREER LEADOFF HOME RUNS (3)

August 8, 2024 at NYY

June 5, 2024 vs. SD

May 15, 2024 vs. STL

CAREER FIELDING

| POS | PCT | G | PO | A | E | TC | DP |
|-----|------|-----|------|----|---|------|-----|
| 1B | .993 | 172 | 1195 | 89 | 9 | 1293 | 148 |

RHP

CHASE SILSETH



63

BATS
RIGHTTHROWS
RIGHTHEIGHT
6-0WEIGHT
215

BORN: MAY 18, 2000

BIRTHPLACE: FARMINGTON, NM

MLB SERVICE: 1 YEAR, 71 DAYS

ACQUIRED: SELECTED IN 11TH ROUND OF 2021 FIRST-YEAR PLAYER DRAFT

SIGNED THRU: 2025; UNDER CLUB CONTROL; 3/4 OPTIONS USED

OPENING DAY AGE: 24

RESIDES: FARMINGTON, NM

SILSETH'S LIFETIME PITCHING RECORD

| Year | Club | W-L | ERA | G | GS | CG | GF | SHO | SV | IP | H | R | ER | HR | HB | BB | IBB | SO | WP | BK | BAA |
|--------------|----------------|------|-------|----|----|----|----|-----|----|-------|-----|----|----|----|----|----|-----|-----|----|----|------|
| 2021 | — ACL Angels | 0-0 | 4.50 | 1 | 0 | 0 | 0 | 0 | 0 | 2.0 | 1 | 1 | 1 | 0 | 0 | 1 | 0 | 4 | 0 | 0 | .143 |
| | Rocket City | 0-2 | 13.50 | 2 | 2 | 0 | 0 | 0 | 0 | 3.1 | 6 | 6 | 5 | 1 | 0 | 0 | 0 | 3 | 1 | 0 | .353 |
| 2022 | — Rocket City | 7-0 | 2.28 | 15 | 15 | 0 | 0 | 0 | 0 | 83.0 | 52 | 23 | 21 | 11 | 4 | 27 | 0 | 110 | 5 | 0 | .182 |
| | LAA | 1-3 | 6.59 | 7 | 7 | 0 | 0 | 0 | 0 | 28.2 | 33 | 21 | 21 | 7 | 1 | 12 | 0 | 24 | 2 | 0 | .287 |
| 2023 | — Salt Lake | 4-1 | 2.96 | 11 | 11 | 0 | 0 | 0 | 0 | 45.2 | 34 | 18 | 15 | 1 | 2 | 20 | 0 | 49 | 4 | 0 | .210 |
| | LAA | 4-1 | 3.96 | 16 | 8 | 0 | 3 | 0 | 0 | 52.1 | 41 | 26 | 23 | 9 | 2 | 26 | 0 | 56 | 5 | 1 | .212 |
| 2024 | — LAA | 0-1 | 6.75 | 2 | 2 | 0 | 0 | 0 | 0 | 8.0 | 8 | 7 | 6 | 3 | 0 | 4 | 0 | 12 | 0 | 0 | .242 |
| | ACL Angels (1) | 0-0 | 0.00 | 2 | 2 | 0 | 0 | 0 | 0 | 7.0 | 4 | 0 | 0 | 0 | 2 | 0 | 0 | 10 | 2 | 0 | .148 |
| | Salt Lake | 0-3 | 6.35 | 7 | 7 | 0 | 0 | 0 | 0 | 28.1 | 33 | 21 | 20 | 6 | 1 | 18 | 0 | 16 | 2 | 0 | .300 |
| MAJOR TOTALS | | 5-5 | 5.06 | 25 | 17 | 0 | 3 | 0 | 0 | 89.0 | 82 | 54 | 50 | 19 | 3 | 42 | 0 | 92 | 7 | 1 | .240 |
| MINOR TOTALS | | 11-6 | 3.30 | 38 | 37 | 0 | 0 | 0 | 0 | 169.1 | 130 | 69 | 62 | 19 | 9 | 66 | 0 | 192 | 14 | 0 | .214 |

(1) rehab assignment

Disabling Injuries: 2024 — Right elbow inflammation; disabled April 8 - June 25

2023 — Disabled Aug. 29 (retro to Aug. 27) - Sept. 28

2024 SEASON

- ◆ Member of **Angels** Opening Day roster for first time in career.
- ◆ Made two starts for Angels, and allowed six earned runs across 8.0 innings pitched, before being placed on injured list on April 8 with right elbow inflammation.
- ◆ Totaled five rehab starts between **ACL Angels** and Triple-A **Salt Lake**...Reinstated from injured list and optioned to Salt Lake on June 25...Made four additional starts for Bees, before being placed on Salt Lake's injured list with right elbow soreness on July 31...Pitched to a 0.87 ERA (10.1 IP - 1 ER) with six strikeouts across final three starts for Salt Lake (July 14-28).
- ◆ Underwent right elbow surgery on Aug. 5 and missed remainder of season.

MAJOR LEAGUE SUMMARY

2023

- ◆ Totaled 16 appearances (eight starts) for **Angels** in second Major League season.
- ◆ Set a career high with 12 punchouts vs. Seattle on August 6, eclipsing previous career high set two starts prior when he struck out 10 Yankees on July 19.
- ◆ Won career-high four straight decisions dating back to May 22 (active streak).
- ◆ Held hitters to a .163 BAA (7/43) against his slider and a .137 BAA (7/51) against his splitter in 2023.
- ◆ Missed 29 games on the 7-day Injured List and was reinstated on Sept. 29 following two rehab outings with Salt Lake.
- ◆ In 11 games (all starts) for **Salt Lake**, was 4-1 with a 2.96 ERA (45.2 IP - 15 ER) and 49 strikeouts...In last four games, went 2-0 with a 2.87 ERA (15.2 IP - 5 ER) and 20 strikeouts.
- ◆ Named Pacific Coast League Pitcher of the Week for April 3-9 following April 7 win at Albuquerque (W; 6 IP, 1 H, 0 R, 2 BB, 7 SO).

2022

- ◆ Made Major League debut with **Angels** May 13 at Oakland and earned win (W; 6 IP, 1 H, 0 R, 2 BB, 4 SO)...Joined Jered Weaver as only Angels to work 6+ scoreless innings in an MLB debut and joined Rudy May as Halos to work 6+ innings and allow one hit in a debut...At 21 years, 360 days old during debut, was youngest player to pitch for Angels since José Suarez in 1919.



RHP

CHASE SILSETH

- ◆ Was first player from the 2021 MLB Draft to reach Major Leagues...First player born in 2000s to play for Angels.
- ◆ Ultimately totaled seven starts for Angels across three Major League stints.

NOTABLE MINOR LEAGUE AWARDS AND HONORS

- ◆ **2023** Pacific Coast League Pitcher of the Week (April 3-9)
- ◆ **2022** MiLB.com Organization All-Star...Southern League Pitcher of the Month (April)...Southern League Pitcher of the Week (April 18 & Aug. 29)

CAREER TRANSACTIONS

- ◆ July 13, 2021...Selected by **Angels** in 11th round of First-Year Player Draft (signed July 31, 2021).

PERSONAL/MISC

- ◆ Chase Robert Silseth...On Twitter: @Chase_Silseth.
- ◆ Visited students at Linda Vista Elementary in Orange, as part of Angels Adopt-A-School program on May 10, 2024.
- ◆ In 2023, worked with kids from local Boys and Girls Clubs as part of the Annual PLAY Campaign Clinic.
- ◆ First player from the 2021 MLB Draft to reach Major Leagues...First player born in 2000s to play for Angels.
- ◆ Made 18 collegiate starts for 2021 Pac-12 Champion Arizona Wildcats and earned Pac-12 All Conference honors...Logged an 8-1 record and struck out a team-high 105 batters, which ranked third in the Conference of Champions...Started for Wildcats in College World Series opener against Vanderbilt.
- ◆ Pitched in five games during 2020 season at College of Southern Nevada...Pitched in 18 games during freshman collegiate season at University of Tennessee in 2019.
- ◆ Attended Piedra Vista HS (Farmington, NM).
- ◆ Enjoys hiking, hunting, and cooking in his free time.
- ◆ Originally signed by Angels scout Jayson Durocher.

CAREER FIELDING

| POS | PCT | G | PO | A | E | TC | DP | PK |
|-----|-------|----|----|---|---|----|----|----|
| P | 1.000 | 25 | 5 | 4 | 0 | 9 | 0 | 0 |





12

BATS
RIGHTTHROWS
RIGHTHEIGHT
6-4WEIGHT
245

BORN: FEB. 25, 1992

BIRTHPLACE: LA HABANA, CUBA

MLB SERVICE: 9 YEARS, 143 DAYS

ACQUIRED: FROM ATLANTA FOR RHP GRIFFIN CANNING, OCT. 31, 2024

SIGNED THRU: 2026; SIGNED THREE-YEAR CONTRACT, FEB. 18, 2024

OPENING DAY AGE: 33

RESIDES: PEMBROKE PINES, FL

SOLER'S LIFETIME PLAYING RECORD

| Year | Club | AVG | G | AB | R | H | 2B | 3B | HR | RBI | SH | SF | HBP | BB | IBB | SO | SB | CS | GDP | SLG | OBP | E |
|--------------|----------------|------|------|------|-----|-----|-----|----|-----|-----|----|----|-----|-----|-----|------|----|----|-----|-------|------|----|
| 2012 | AZL Cubs | .241 | 14 | 54 | 14 | 13 | 2 | 0 | 2 | 10 | 0 | 0 | 1 | 6 | 0 | 13 | 8 | 0 | 0 | .389 | .328 | 0 |
| | Peoria | .338 | 20 | 80 | 14 | 27 | 5 | 0 | 3 | 15 | 0 | 0 | 8 | 6 | 2 | 6 | 4 | 1 | 3 | .513 | .398 | 1 |
| 2013 | Daytona | .281 | 55 | 210 | 38 | 59 | 13 | 1 | 8 | 35 | 0 | 4 | 1 | 21 | 1 | 38 | 5 | 1 | 3 | .467 | .343 | 3 |
| 2014 | Tennessee | .415 | 22 | 65 | 13 | 27 | 9 | 1 | 6 | 22 | 0 | 2 | 0 | 12 | 0 | 15 | 0 | 0 | 1 | .862 | .494 | 1 |
| | AZL Cubs (1) | .400 | 8 | 25 | 7 | 10 | 3 | 0 | 1 | 6 | 0 | 0 | 1 | 4 | 0 | 7 | 0 | 0 | 1 | .640 | .500 | 1 |
| | Iowa | .282 | 32 | 110 | 22 | 31 | 11 | 1 | 8 | 29 | 0 | 0 | 0 | 17 | 2 | 26 | 0 | 1 | 4 | .618 | .378 | 0 |
| | CHICAGO (N.L.) | .292 | 24 | 89 | 11 | 26 | 8 | 1 | 5 | 20 | 0 | 2 | 0 | 6 | 0 | 24 | 1 | 0 | 3 | .573 | .330 | 2 |
| 2015 | CHICAGO (N.L.) | .262 | 101 | 366 | 39 | 96 | 18 | 1 | 10 | 47 | 0 | 3 | 3 | 32 | 5 | 121 | 3 | 1 | 9 | .399 | .324 | 1 |
| | Iowa (1) | .154 | 4 | 13 | 1 | 2 | 0 | 0 | 0 | 1 | 0 | 0 | 0 | 3 | 0 | 4 | 0 | 0 | 0 | .154 | .313 | 0 |
| 2016 | CHICAGO (N.L.) | .238 | 86 | 227 | 37 | 54 | 9 | 0 | 12 | 31 | 0 | 3 | 3 | 31 | 0 | 66 | 0 | 0 | 5 | .436 | .333 | 1 |
| | Iowa (1) | .143 | 2 | 7 | 0 | 1 | 0 | 0 | 0 | 0 | 0 | 0 | 0 | 0 | 0 | 5 | 0 | 0 | 1 | .143 | .143 | 0 |
| | Tennessee (1) | .167 | 9 | 30 | 4 | 5 | 0 | 0 | 0 | 2 | 0 | 1 | 0 | 11 | 0 | 11 | 0 | 0 | 1 | .167 | .381 | 0 |
| 2017 | Omaha (1) | .267 | 74 | 273 | 49 | 73 | 9 | 0 | 24 | 59 | 0 | 0 | 4 | 50 | 0 | 82 | 1 | 0 | 7 | .564 | .388 | 0 |
| | KANSAS CITY | .144 | 35 | 97 | 7 | 14 | 5 | 0 | 2 | 6 | 0 | 0 | 1 | 12 | 1 | 36 | 0 | 0 | 5 | .258 | .245 | 0 |
| 2018 | KANSAS CITY | .265 | 61 | 223 | 27 | 59 | 18 | 0 | 9 | 28 | 0 | 2 | 4 | 28 | 0 | 69 | 3 | 1 | 6 | .466 | .354 | 3 |
| | Omaha (1) | .250 | 2 | 8 | 0 | 2 | 0 | 0 | 0 | 1 | 0 | 0 | 0 | 2 | 0 | 6 | 0 | 0 | 0 | .250 | .400 | - |
| 2019 | KANSAS CITY | .265 | 162★ | 589 | 95 | 156 | 33 | 1 | 48★ | 117 | 0 | 4 | 10 | 73 | 3 | 178★ | 3 | 1 | 16 | .569 | .354 | 3 |
| 2020 | KANSAS CITY | .228 | 43 | 149 | 17 | 34 | 8 | 0 | 8 | 24 | 0 | 1 | 3 | 19 | 0 | 60 | 0 | 0 | 3 | .443 | .326 | 0 |
| 2021 | KANSAS CITY | .192 | 94 | 308 | 38 | 59 | 16 | 0 | 13 | 37 | 0 | 3 | 5 | 38 | 0 | 97 | 0 | 0 | 9 | .370 | .288 | 1 |
| | ATLANTA | .269 | 55 | 208 | 36 | 56 | 11 | 0 | 14 | 33 | 0 | 2 | 1 | 29 | 0 | 45 | 0 | 0 | 3 | .524 | .358 | 2 |
| 2022 | MIAMI | .207 | 72 | 270 | 32 | 56 | 13 | 0 | 13 | 34 | 0 | 1 | 3 | 31 | 1 | 90 | 0 | 2 | 9 | .400 | .295 | 0 |
| | Pensacola (1) | .429 | 2 | 7 | 3 | 3 | 0 | 0 | 2 | 3 | 0 | 0 | 0 | 1 | 0 | 1 | 0 | 0 | 0 | 1.286 | .500 | 0 |
| 2023 | MIAMI | .250 | 137 | 504 | 77 | 126 | 24 | 0 | 36 | 75 | 0 | 4 | 6 | 66 | 4 | 141 | 1 | 0 | 20 | .512 | .341 | 0 |
| 2024 | SAN FRANCISCO | .240 | 93 | 341 | 57 | 82 | 23 | 1 | 12 | 40 | 0 | 3 | 3 | 44 | 0 | 97 | 1 | 0 | 9 | .419 | .330 | - |
| | Sacramento (1) | .286 | 2 | 7 | 1 | 2 | 0 | 0 | 0 | 1 | 0 | 0 | 0 | 1 | 0 | 1 | 0 | 0 | 0 | .286 | .375 | - |
| | ATLANTA | .243 | 49 | 152 | 27 | 37 | 11 | 0 | 9 | 24 | 0 | 1 | 3 | 24 | 0 | 44 | 0 | 0 | 0 | .493 | .356 | 1 |
| MAJOR TOTALS | | .243 | 1012 | 3523 | 500 | 855 | 197 | 4 | 191 | 516 | 0 | 29 | 45 | 433 | 14 | 1068 | 12 | 5 | 97 | .464 | .331 | 14 |
| A.L. TOTALS | | .236 | 395 | 1366 | 184 | 322 | 80 | 1 | 80 | 212 | 0 | 10 | 23 | 170 | 4 | 440 | 6 | 2 | 39 | .471 | .328 | 7 |
| N.L. TOTALS | | .247 | 617 | 2157 | 316 | 533 | 117 | 3 | 111 | 304 | 0 | 19 | 22 | 263 | 10 | 628 | 6 | 3 | 58 | .459 | .332 | 7 |
| MINOR TOTALS | | .287 | 246 | 889 | 166 | 255 | 52 | 3 | 54 | 184 | 0 | 7 | 9 | 134 | 5 | 215 | 18 | 3 | 21 | .534 | .383 | 6 |

★ led or tied for league lead

(1) rehab assignment

Disabling Injuries: **2024** — Right shoulder strain; disabled May 8 (retro to May 5) - May 17
2023 — Right oblique strain; disabled Sept. 6-17
2022 — Low back spasms; disabled July 23 - end of season
 Bilateral pelvis inflammation; disabled July 1 (retro to June 29) - July 15
 Disabled Oct. 12-21
2021 — Right oblique strain; disabled Sept. 25 - end of season
 Right oblique fracture; disabled Sept. 8 (retro to Sept. 6) - Sept. 21
2018 — Left big toe fracture; disabled June 17 (retro to June 16) - end of season
2017 — Strained left oblique; disabled April 2 (retro to Mar. 30) - May 6
2016 — Left hamstring strain; disabled June 7 - Aug. 5
2015 — Left oblique strain; disabled Aug. 24 - Sept. 17
 Left ankle sprain; disabled June 3 - July 5



OUTFIELDER

JORGE SOLER

2024 SEASON

- ◆ Started first season with **Giants** after signing three-year contract with San Francisco on Feb. 13, 2024...Batted .240 (82/341) with a .749 OPS in 93 games with Giants (all as designated hitter).
- ◆ Missed 11 games on injured list with right shoulder strain from May 8 (retro to May 5) to May 17.
- ◆ Traded to Atlanta with RHP Luke Jackson for LHP Tyler Matzek and INF Sabin Ceballos (minors) on July 29.
- ◆ Slashed .243/.356/.493 in 49 games in second career stint with **Braves**, with 27 runs scored, 11 doubles, nine home runs, and 24 RBI.
- ◆ From the date of his first game with ATL (July 31) through the end of the regular season, he ranked second on the club in extra-base hits (20) and OPS (.849); tied for second in doubles (11); home runs (9), RBI (24), walks (24), on-base percentage (.356) and slugging percentage (.493).
- ◆ Notched his fourth 20-HR season over his 11-year MLB career...Of his 21 home runs, 16 were hit on the road.
- ◆ Homered in each game of a three-game set, August 9-11 at Coors Field (four total)...Went deep twice in the series finale (three-run, solo) his 15th career multi-homer game and first as a member of the Braves.
- ◆ Had a 23-game on-base streak, spanning July 21 to August 20...Slashed .333/.485/.640 (25-for-75), with six home runs, five doubles, 18 RBI, 17 runs, 21 walks and a 1.125 OPS during the stretch...Second-longest single-season on-base streak of his career, (26 games; June 30-July 30, 2019).
- ◆ Played 1,000th career game on Sept. 16 vs. Los Angeles (N.L.)...Became 23rd Cuban-born player in MLB history to reach the milestone.

CAREER HIGHLIGHTS

- ◆ Beginning 12th Major League season and sixth in the American League.
- ◆ Two-time World Series champion (2016 with Cubs; 2021 with Braves)...Named World Series MVP in 2021 after recording three home runs and six RBI in Atlanta's six-game series victory over Houston; Became second Cuban-born player to be named World Series MVP in MLB history (also, Livan Hernández in 1997).
- ◆ Selected to first career All-Star team in 2023 with Miami.
- ◆ Set Royals franchise record with A.L.-best 48 home runs in 2019...Also tied for MLB lead with 162 games played...Eighth player in MLB history to hit at least 48 home runs and play 162 games in a season.
- ◆ Played 1,000th career game on Sept. 16, 2024...Became 23rd Cuban-born player in MLB history to reach the milestone.
- ◆ Made MLB debut with Cubs on Aug. 27, 2014 and homered in first career plate appearance off Cincinnati's Mat Latos.

MAJOR LEAGUE SUMMARY

2023

- ◆ Named an All-Star for the first time in second season with **Marlins** after slashing .254/.350/.527 with 52 runs, 18 doubles, 23 home runs and 51 RBI before the break.
- ◆ Finished season batting .250 (126/504) with 77 runs scored, 24 doubles, 36 home runs, 75 RBI and an .853 OPS.
- ◆ Posted a 1.080 OPS with 14 homers in 135 plate appearances against left-handed pitchers in 2023.
- ◆ Started 102 games as a DH, but also played 32 games in right field (31 starts).
- ◆ His 15.0% barrel rate ranked ninth-best in MLB, and fifth-best in National League (minimum 350 batted balls).
- ◆ Hit a 436 foot home run off LHP Alex Wood at Oracle Park on May 21...The homer was tied for second-furthest at Oracle Park all season, and the 113.9 MPH exit velocity was the hardest-hit home run at the ballpark in 2023...Furthermore, the homer was tied for the third-hardest hit home run at Oracle Park in the Statcast era.
- ◆ Placed on the injured list on September 6 with a right oblique strain and missed 11 games.
- ◆ Hit first career walk-off home run on May 16 against Washington's Hunter Harvey.
- ◆ His 137 games played were the third-most in career behind 2019 with KC (162) and 2021 with KC/ATL (149).

2022

- ◆ Appeared in 72 games in first season with **Marlins** and batted .207 (56/270) with a .695 OPS with 13 HR and 34 RBI.
- ◆ Missed final 67 games of season due to a low back injury; also missed 15 games with a bilateral pelvic strain.
- ◆ Posted a .819 OPS vs. left-handed pitching with six home runs and 13 RBI.
- ◆ With runners in scoring position, recorded a .849 OPS with four home runs and 21 RBI.
- ◆ Had nine-game hitting streak from May 9 - 23; marked fourth-longest streak of his career.
- ◆ Owned a .939 OPS during the month of May (23 games); Hit nine home runs and drove in 10 RBI.
- ◆ Hit first career grand slam on May 7 at SD, the 125th home run of his MLB career.

2021

- ◆ Began fifth season with **Royals** and slashed .192/.288/.370 with 16 doubles and 13 home runs in 94 games.
- ◆ Acquired by **Braves** on July 30 in exchange for LHP Kasey Kalich and slashed .269/.358/.524 in 55 games for Atlanta with 36 runs scored, 25 extra-base hits, and 33 RBI.
- ◆ Hit safely in a career-high 12 consecutive games between Sept. 2-15; batted .296 (16/54) with an .833 OPS during streak.
- ◆ Named World Series MVP after batting .300 (6/20) with three home runs and six RBI in the Braves' six-game series victory over Houston; became the second Cuban-born player to be named World Series MVP (Livan Hernández in 1997).
- ◆ Became first player to homer in the first plate appearance of a World Series, taking Houston's Framber Valdez deep to lead off Game 1.



2020

- ◆ Limited to 43 games with **Royals** in 2020 due to two stints on the injured list from Sept. 8-21 and Sept. 25-28, both of which were due to a strained right oblique.
- ◆ Hit .228 (34/149) with a .769 OPS and 17 runs scored, eight doubles, eight home runs, and 24 RBI.

2019

- ◆ Led American League with 48 home runs and set a **Royals** franchise record...Became first Royal to lead A.L. in homers and set a new single-season record by a Cuban-born player (previous, Rafael Palmeiro with 47 HR in 1999 and 2001).
- ◆ Played in all 162 games for the first time in his career and batted .265 (156/589) with a career-high .922 OPS... Also set career highs in runs scored (95), hits (157), doubles (33), RBI (117), and walks (73).
- ◆ Hit .299 (75/251) with a 1.076 OPS in the second half with 41 extra-base hits, 52 runs, 58 RBI, and three stolen bases.
- ◆ Became eighth player in MLB history to hit at least 48 home runs and play 162 games in a season, joining Ryan Howard (2008), Alex Rodriguez (2001-02, 2005), Luis Gonzalez (2001), Sammy Sosa (1999), & Albert Belle (1998).
- ◆ Batted .268 (37/138) with a .919 OPS in 173 plate appearances with runners in scoring position.
- ◆ Reached base safely in career-high 26 games from June 30 - July 30 and batted .311 (28/90) with a 1.032 OPS over that span.
- ◆ Hit multiple home runs in four games (Aug. 6, Aug. 11, Sept. 11, Sept. 28).

2018

- ◆ Hit .265 (59/223) with 27 runs, 18 doubles, nine home runs, and 28 RBI in 61 games in second season with **Royals**.
- ◆ Played in just 61 games due to a fractured left toe...Placed on the 10-day IL on June 17, and did not appear with Kansas City the rest of the season.
- ◆ Hit go-ahead home run in 13th inning of May 1 victory over Boston, first career extra-inning HR.

2017

- ◆ Began season with Triple-A **Omaha** and slashed .267/.388/.564 with 24 home runs across 74 games.
- ◆ Played in 35 games in first year with **Kansas City** and batted .144 (14/97) with seven extra-base hits.
- ◆ Landed on injured list with a strained left oblique on April 2 (retro to Mar. 30) and missed 28 games.

2016

- ◆ Slashed .238/.333/.436 with 37 runs, nine doubles, 12 home runs, and 31 RBI in 86 games in third season with **Cubs**.
- ◆ Missed nearly two months from June 7 - Aug. 5 with a strained left hamstring.
- ◆ Batted .277 (39/141) with 10 home runs and 25 RBI over his last 53 games.
- ◆ Played in two games during the 2016 Fall Classic and went 2-for-5 with a triple to help the Cubs win their first World Series since 1908.
- ◆ Traded to **Kansas City** for RHP Wade Davis on Dec. 7.

2015

- ◆ In his first full season with the **Cubs**, played in 101 games, batting .262 with 10 homers and 47 RBI. Had two separate IL stints (sprained left ankle and a strained left oblique).
- ◆ Ranked ninth among N.L. rookies in walks (32) and tied for fifth in outfield assists.
- ◆ Made first career postseason appearance and went 9-for-19 with three doubles, three homers and five RBI in seven games.

2014

- ◆ Began the season with Triple-A **Iowa** and batted .340 (68/200) with a 1.132 OPS in 62 games split between Iowa, Double-A **Tennessee** and **AZL Cubs**.
- ◆ Made Major League debut with **Cubs** on Aug. 27, 2014 at Cincinnati and homered in first career plate appearance off Mat Latos...Became first Cub since Starlin Castro in 2010 to homer in his first big league at-bat.
- ◆ Became the fourth player since 1900 to have at least one extra-base hit in each of his first five career games (previous: Jake Beckley (1901), Enos Slaughter (1938), Will Middlebrooks (2012)).
- ◆ Had multiple hits in four of first five MLB games, and logged first multi-HR game in third Major League game on Aug. 29 at STL.
- ◆ Recorded hits in 13 of first 14 Major League appearances, and batted .373 with a 1.777 OPS during this span.

POSTSEASON SUMMARY

- ◆ Two-time World Series champion (Cubs in 2016, Braves in 2021) has made appearances in five different postseasons...Has batted .275 (22/80) with six doubles, one triple, seven home runs, and a 1.027 OPS in 30 career postseason games...Named 2021 World Series MVP with Atlanta.
- ◆ Appeared in two games with Atlanta in the **2024** N.L. Wild Card Series...Tallied two hits including a solo HR in eight plate appearances in the Braves series loss.
- ◆ Played in both games of the **2023** N.L. Wild Card Series for Miami against Philadelphia...Went 1-for-8 with five strikeouts.



OUTFIELDER

JORGE SOLER

- ◆ Saw action in 11 postseason games during Atlanta's **2021** World Series run, and batted .242 (8/33) with a .948 OPS throughout the postseason...Named 2021 World Series MVP after batting .300 (6/20) with three home runs and six RBI in Braves six-game series victory over Houston; Became the second Cuban-born World Series MVP, joining Miami's Livan Hernández in 1997...Became first player in MLB history to homer in the first plate appearance of a World Series, taking Houston's Framber Valdez deep.
- ◆ Won first career World Series championship with Cubs in **2016**...Batted .154 (2/13) with a triple during the postseason.
- ◆ Made postseason debut in **2015** with Chicago (N.L.)...Batted .474 (9/19) with a 1.705 OPS over seven October appearances...Had multiple hits and homered in back-to-back games in Game 2 and Game 3 of the NLDS against St. Louis...Recorded a hit in five of seven postseason games in 2015.

WILD CARD GAME TOTALS

| Year | Club, Opp | AVG | G | AB | R | H | 2B | 3B | HR | RBI | SH | SF | HBP | BB | IBB | SO | SB | CS | GDP | SLG | OBP | E |
|--------|-----------|------|---|----|---|---|----|----|----|-----|----|----|-----|----|-----|----|----|----|-----|------|------|---|
| 2023— | MIA, PHI | .125 | 2 | 8 | 0 | 1 | 0 | 0 | 0 | 0 | 0 | 0 | 0 | 0 | 0 | 5 | 0 | 0 | 0 | .125 | .125 | - |
| 2024— | ATL, SD | .286 | 2 | 7 | 1 | 2 | 0 | 0 | 1 | 1 | 0 | 0 | 0 | 1 | 0 | 2 | 0 | 0 | 0 | .714 | .375 | 0 |
| Totals | | .200 | 4 | 15 | 1 | 3 | 0 | 0 | 1 | 1 | 0 | 0 | 0 | 1 | 0 | 7 | 0 | 0 | 0 | .400 | .250 | 0 |

DIVISION SERIES TOTALS

| Year | Club, Opp | AVG | G | AB | R | H | 2B | 3B | HR | RBI | SH | SF | HBP | BB | IBB | SO | SB | CS | GDP | SLG | OBP | E |
|--------|-----------|------|---|----|---|---|----|----|----|-----|----|----|-----|----|-----|----|----|----|-----|-------|------|---|
| 2015— | CHC, STL | .571 | 4 | 7 | 3 | 4 | 1 | 0 | 2 | 4 | 0 | 0 | 0 | 6 | 0 | 1 | 0 | 0 | 0 | 1.571 | .769 | 0 |
| 2016— | CHC, SF | .000 | 2 | 4 | 0 | 0 | 0 | 0 | 0 | 0 | 0 | 0 | 0 | 1 | 0 | 1 | 0 | 0 | 0 | .000 | .200 | 0 |
| 2021— | ATL, MIL | .091 | 3 | 11 | 1 | 1 | 1 | 0 | 0 | 0 | 0 | 0 | 0 | 2 | 0 | 4 | 0 | 0 | 0 | .182 | .231 | 0 |
| Totals | | .227 | 9 | 22 | 4 | 5 | 2 | 0 | 2 | 4 | 0 | 0 | 0 | 9 | 0 | 6 | 0 | 0 | 0 | .591 | .452 | 0 |

CHAMPIONSHIP SERIES TOTALS

| Year | Club, Opp | AVG | G | AB | R | H | 2B | 3B | HR | RBI | SH | SF | HBP | BB | IBB | SO | SB | CS | GDP | SLG | OBP | E |
|--------|-----------|------|---|----|---|---|----|----|----|-----|----|----|-----|----|-----|----|----|----|-----|-------|------|---|
| 2015— | CHC, NYM | .417 | 3 | 12 | 3 | 5 | 2 | 0 | 1 | 1 | 0 | 0 | 0 | 0 | 0 | 4 | 0 | 0 | 0 | .833 | .417 | 0 |
| 2016— | CHC, LAD | .000 | 4 | 4 | 0 | 0 | 0 | 0 | 0 | 0 | 0 | 0 | 0 | 1 | 0 | 2 | 0 | 0 | 0 | .000 | .200 | 0 |
| 2021— | ATL, LAD | .500 | 2 | 2 | 0 | 1 | 1 | 0 | 0 | 0 | 0 | 0 | 0 | 0 | 0 | 1 | 0 | 0 | 0 | 1.000 | .500 | - |
| Totals | | .333 | 9 | 18 | 3 | 6 | 3 | 0 | 1 | 1 | 0 | 0 | 0 | 1 | 0 | 7 | 0 | 0 | 0 | .667 | .368 | 0 |

WORLD SERIES TOTALS

| Year | Club, Opp | AVG | G | AB | R | H | 2B | 3B | HR | RBI | SH | SF | HBP | BB | IBB | SO | SB | CS | GDP | SLG | OBP | E |
|--------|-----------|------|---|----|---|---|----|----|----|-----|----|----|-----|----|-----|----|----|----|-----|------|------|---|
| 2016— | CHC, CLE | .400 | 2 | 5 | 0 | 2 | 0 | 1 | 0 | 0 | 0 | 0 | 0 | 1 | 0 | 1 | 0 | 0 | 1 | .800 | .500 | 0 |
| 2021— | ATL, HOU | .300 | 6 | 20 | 4 | 6 | 1 | 0 | 3 | 6 | 0 | 0 | 0 | 3 | 0 | 7 | 0 | 0 | 0 | .800 | .391 | 0 |
| Totals | | .320 | 8 | 25 | 4 | 8 | 1 | 1 | 3 | 6 | 0 | 0 | 0 | 4 | 0 | 8 | 0 | 0 | 1 | .800 | .414 | 0 |

NOTABLE MINOR LEAGUE AWARDS AND HONORS

- ◆ **2017** MiLB.com Organization All-Star.
- ◆ **2014** MiLB.com Organization All-Star...Southern League Player of the Week (July 14).
- ◆ **2013** Futures Game Selection...Arizona Fall League Rising Stars...Florida State League Mid-Season All-Star...Florida State League Player of the Week (May 13).

CAREER TRANSACTIONS

- ◆ June 30, 2012...Signed with **Cubs** as an international free agent.
- ◆ Dec. 7, 2016...Traded by **Cubs** to **Royals** in exchange for RHP Wade Davis.
- ◆ July 30, 2021...Traded by **Royals** to **Atlanta** in exchange for RHP Kasey Kalich.
- ◆ Mar. 22, 2022...Signed by **Marlins** to a two-year contract with a third year player option.
- ◆ Feb. 18, 2024...Signed by **Giants** to a three-year contract.
- ◆ July 29, 2024...Traded by **Giants** with RHP Luke Jackson to **Atlanta** in exchange for LHP Tyler Matzek & INF Sabin Ceballos.
- ◆ Oct. 31, 2024...Traded by **Atlanta** to **Angels** in exchange for RHP Griffin Canning.

PERSONAL/MISC

- ◆ Jorge Carlos Soler...On Instagram: @js12.
- ◆ Nicknamed "El Crudo."
- ◆ Resides in Pembroke Pines, FL with his wife, Leydis Sennano, and his children, Jorley and Leysa.
- ◆ Played for Cuba in several international tournaments, including the 16-under COPABE Pan American Championships in 2008, and the World Junior Championships in 2010. During the World Junior Championships, hit .304 with a .522 slugging percentage, helping Cuba to the bronze medal.



MISCELLANEOUS STATS

TWO-HR GAMES (15)

Aug. 11, 2024 at COL
May 9, 2023 at ARI
July 26, 2021 vs. CWS
Sept. 28, 2019 vs. MIN
Aug. 6, 2019 at BOS

Aug. 18, 2023 at LAD
Apr. 5, 2023 vs. MIN
July 25, 2021 vs. DET
Sept. 11, 2019 at CWS
Apr. 13, 2015 vs. CIN

June 11, 2023 at CWS
May 29, 2022 at ATL
Aug. 8, 2020 vs. MIN
Aug. 11, 2019 at DET
Aug. 29, 2014 at STL

CAREER GRAND SLAMS (1)

June 19, 2024 at CHC

May 7, 2022 at SD

CAREER LEADOFF HOME RUNS (5)

July 26, 2024 vs. COL
Oct. 3, 2021 vs. NYM

July 21, 2024 at COL
Sept. 30, 2021 vs. PHI

Aug. 18, 2023 at LAD

CAREER WALK-OFF PLATE APPEARANCES (1)

May 16, 2023 vs. WSH (2-run HR; 9th)

ALL-STAR GAME RECORD

| Year | Club | Site | AVG | G | AB | R | H | 2B | 3B | HR | RBI | SH | SF | HBP | BB | IBB | SO | SB | CS | GDP | SLG | OBP | E |
|-------|------|------|------|---|----|---|---|----|----|----|-----|----|----|-----|----|-----|----|----|----|-----|------|------|---|
| 2023— | N.L. | SEA | .000 | 1 | 1 | 0 | 0 | 0 | 0 | 0 | 0 | 0 | 0 | 0 | 0 | 0 | 0 | 0 | 0 | 0 | .000 | .000 | - |

CAREER FIELDING

| POS | PCT | G | PO | A | E | TC | DP |
|-----|------|-----|-----|----|----|-----|----|
| OF | .984 | 548 | 851 | 22 | 14 | 887 | 2 |

SOLER'S CAREER HIGHS

| | SEASON | | GAME |
|-----|--------------------|------------|--|
| AVG | .265 — 2019 & 2018 | H | 4 — 4 times; last, 5/21/23 at SF |
| H | 156 — 2019 | HR | 2 — 15 times; last, 8/11/24 at COL |
| R | 95 — 2019 | R | 4 — 7/26/24 vs. COL |
| BB | 73 — 2019 | BB | 4 — 5/15/15 vs. PIT |
| 2B | 34 — 2024 | 2B | 2 — 16 times; last, 9/30/24 (Game 2) vs. NYM |
| HR | 48 — 2019 | RBI | 6 — 5/11/21 at DET |
| RBI | 117 — 2019 | Hit Streak | 12 — Sept. 2 - 15, 2021 |

ABOUT THE RALLY MONKEY

BORN: June 6th, 2000

GAME VS: San Francisco Giants

ORIGIN: With the Angels trailing 3-0 in the sixth inning of a game against the San Francisco Giants (June 6, 2000), the Angels' game presentation staff spontaneously created the Rally Monkey phenomenon. Here's how: The entertainment staff members had a video clip of a monkey jumping up and down in their stock footage and, on the spur of the moment, decided to put the words "Rally Monkey" over the clip and show it on the Jumbotron. After showing the clip, the Angels rallied for a run, so the clip was shown again when the Angels were up in the seventh and eighth innings. In the ninth inning, with the Giants ahead, 5-4, the Giants brought in their closer Robb Nen. The Rally Monkey clip was repeated several more times in the ninth and the Angels rallied to beat the Giants, 6-5.

RULES: Rally Monkey etiquette requires that the video is only displayed in the sixth-inning-or-later with the game tied or the Angels behind.





RHP

JOSÉ SORIANO



59

BATS
RIGHTTHROWS
RIGHTHEIGHT
6-3WEIGHT
220

BORN: OCT. 20, 1998

BIRTHPLACE: SANTO DOMINGO, DR

MLB SERVICE: 2 YEARS, 121 DAYS

ACQUIRED: RETURNED FROM PITTSBURGH (2020 RULE 5 PICK), NOV. 14, 2021

SIGNED THRU: 2025; UNDER CLUB CONTROL; 1/3 OPTIONS USED

OPENING DAY AGE: 26

RESIDES: BOCA CHICA, DR

SORIANO'S LIFETIME PITCHING RECORD

| Year | Club | W-L | ERA | G | GS | CG | GF | SHO | SV | IP | H | R | ER | HR | HB | BB | IBB | SO | WP | BK | BAA |
|--------------|---------------|-------|-------|----|----|----|----|-----|----|-------|-----|-----|----|----|----|-----|-----|-----|----|----|------|
| 2016— | DSL Angels | 3-5 | 1.58 | 14 | 14 | 0 | 0 | 0 | 0 | 57.0 | 37 | 22 | 10 | 2 | 7 | 30 | 0 | 45 | 8 | 0 | .187 |
| 2017— | AZL Angels | 2-2 | 2.94 | 12 | 10 | 0 | 0 | 0 | 0 | 49.0 | 43 | 23 | 16 | 2 | 2 | 14 | 0 | 37 | 9 | 1 | .234 |
| | Orem | 0-0 | 2.70 | 1 | 1 | 0 | 0 | 0 | 0 | 3.1 | 4 | 1 | 1 | 0 | 0 | 4 | 0 | 2 | 0 | 0 | .308 |
| 2018— | Burlington | 1-6 | 4.47 | 14 | 14 | 0 | 0 | 0 | 0 | 46.1 | 34 | 24 | 23 | 1 | 4 | 35 | 0 | 42 | 10 | 1 | .217 |
| 2019— | Burlington | 5-6 | 2.55 | 17 | 15 | 0 | 0 | 0 | 0 | 77.2 | 53 | 31 | 22 | 5 | 2 | 48 | 0 | 84 | 9 | 0 | .197 |
| | AZL Angels | 0-1 | 1.93 | 3 | 3 | 0 | 0 | 0 | 0 | 4.2 | 5 | 5 | 1 | 0 | 0 | 3 | 0 | 8 | 2 | 0 | .263 |
| 2020— | | | | | | | | | | | | | | | | | | | | | |
| | | | | | | | | | | | | | | | | | | | | | |
| 2021— | Bradenton (1) | 0-0 | 14.73 | 2 | 2 | 0 | 0 | 0 | 0 | 3.2 | 6 | 7 | 6 | 0 | 0 | 3 | 0 | 6 | 0 | 0 | .353 |
| 2022— | ACL Angels | 0-0 | 0.00 | 4 | 4 | 0 | 0 | 0 | 0 | 8.0 | 4 | 0 | 0 | 0 | 0 | 2 | 0 | 11 | 0 | 0 | .148 |
| | Inland Empire | 0-0 | 5.40 | 3 | 3 | 0 | 0 | 0 | 0 | 5.0 | 6 | 3 | 3 | 0 | 0 | 2 | 0 | 6 | 1 | 0 | .286 |
| 2023— | Rocket City | 0-2 | 4.24 | 17 | 2 | 0 | 0 | 0 | 1 | 23.1 | 18 | 16 | 11 | 1 | 3 | 16 | 0 | 31 | 6 | 0 | .212 |
| | LAA | 1-3 | 3.64 | 38 | 0 | 0 | 0 | 0 | 0 | 42.0 | 33 | 22 | 17 | 4 | 7 | 23 | 2 | 56 | 2 | 1 | .214 |
| 2024— | LAA | 6-7 | 3.42 | 22 | 20 | 0 | 1 | 0 | 0 | 113.0 | 91 | 50 | 43 | 8 | 9 | 45 | 1 | 97 | 7 | 0 | .224 |
| MAJOR TOTALS | | 7-10 | 3.48 | 60 | 20 | 0 | 7 | 0 | 0 | 155.0 | 124 | 72 | 60 | 12 | 16 | 68 | 3 | 153 | 9 | 1 | .221 |
| MINOR TOTALS | | 11-22 | 3.01 | 87 | 68 | 0 | 0 | 0 | 1 | 278.0 | 210 | 132 | 93 | 11 | 18 | 157 | 0 | 272 | 45 | 2 | .212 |

(1) rehab assignment

Disabling Injuries: 2024 — Right arm fatigue; disabled Aug. 17 - end of season
Abdomen infection; disabled June 20 (retro to June 17) - July 2
2021 — Recovering from Tommy John surgery; disabled Feb. 17 - end of season

2024 SEASON

- ◆ Made **Angels** Opening Day roster for first time in career and made two relief appearances before making first career Major League start April 10 vs. Tampa Bay (ND; 4.0 IP, 6 H, 4 ER, 0 BB, 6 SO).
- ◆ Tied with Pittsburgh's Paul Skenes for Major League lead (min. 100 IP) with a 98.8 MPH average fastball velocity...Also led all pitchers in average velocity on sliders (91.5 MPH), knuckle curves (86.4 MPH) and splitters (92.7 MPH).
- ◆ Ranked third in Majors in ground ball rate (60%) and was ninth in MLB (third in A.L.) with a 0.64 HR/9 inning rate.
- ◆ Led Major League pitchers with an average of 2.63 total fielding chances per nine innings...Totaled 15 putouts and 16 assists on the year, while turning three double plays and committing just two errors.
- ◆ Over final 16 starts of season, went 6-3 with a 3.09 ERA (90.1 IP - 31 ER) and 74 strikeouts...Posted a quality start in eight of the 16 outings.
- ◆ Registered a 2.74 ERA (69 IP - 21 ER) on the road across 12 games (11 starts), but posted a 4.50 ERA (44 IP - 22 ER) in 10 games (nine starts) at Angel Stadium.
- ◆ Pitched career-high 8.0+ innings on June 12 at Arizona...Carried shutout through first 7.0 innings before allowing a solo HR to Christian Walker leading off the 8th inning...Faced one batter in 9th frame, yielding an infield single.
- ◆ Held left-handed batters to a .191 (45/236) average on the season.
- ◆ Had a 2.32 ERA (50.1 IP - 13 ER) across nine Interleague starts, but had a 4.31 ERA (62.2 IP - 30 ER) against American League opponents.
- ◆ Missed 12 games on injured list from June 20 (retro to June 17) through July 2 with an abdomen infection...Made eight starts following return from IL, but would be placed back on injured list on Aug. 17 with right arm fatigue and missed remainder of season.

MOST PITCHES AT 100+ MPH

Among Starting Pitchers in 2024

| Player | # of 100+ MPH Pitches |
|--------------------|-----------------------|
| Paul Skenes, PIT | 100 |
| José Soriano, LAA | 40 |
| Hunter Greene, CIN | 35 |



MAJOR LEAGUE SUMMARY

2023

- ◆ Recalled by **Angels** June 3...Made Major League debut that day at Houston, pitching 1.0 scoreless inning in relief.
- ◆ Worked 7.0 scoreless IP and allowed just one hit with 10 strikeouts through first seven MLB games following debut.
- ◆ Recorded a 2.55 ERA (24.2 IP - 7 ER) in 20 relief appearances from June 25 - Aug. 26.
- ◆ Did not allow an earned run over eight games from Sept. 3 - Sept. 23 (8.0 IP).
- ◆ Allowed one earned run or fewer in 35 of 38 games pitched this season.
- ◆ Recorded first Major League win Sept. 7 vs. Cleveland.
- ◆ Posted a 1.71 ERA (21 IP - 4 ER) in 19 appearances at The Big A in 2023, the lowest mark for an Angels rookie at home (min. 20 IP) since Trevor Gott logged a 1.57 ERA in 2015.
- ◆ Appeared in 17 games (two starts) for Double-A **Rocket City**, going 0-2 with a 4.24 ERA (23.1 IP - 11 ER) and 31 strikeouts.

2021

- ◆ Spent entire season on **Pirates** injured list recovering from Tommy John surgery.
- ◆ Pitched in two games on rehab assignment with Low-A **Bradenton**, but remained on IL after experiencing right elbow discomfort during last start May 25 vs. Palm Beach.

NOTABLE MINOR LEAGUE AWARDS AND HONORS

- ◆ **2019** Midwest League Mid-Season All-Star

CAREER TRANSACTIONS

- ◆ March 4, 2016...Signed by **Angels** as international free agent.
- ◆ Dec. 10, 2020...Selected by **Pirates** in Rule 5 Draft (Major League phase) from **Angels** Triple-A roster.
- ◆ Nov. 14, 2021...Returned by **Pirates** to **Angels**.

PERSONAL/MISC

- ◆ Jose Joaquin Soriano Santana.
- ◆ Was first overall selection in 2020 Rule 5 Draft by Pittsburgh and was returned to Angels following 2021 season.
- ◆ Underwent Tommy John surgery, Jan. 30, 2020 (Dr. Brian Schulz).
- ◆ Pitched 3.2 innings as starter as part of Burlington's 10-inning combined no-hitter, Aug. 27, 2019 vs. Beloit... Combined with Parker Joe Robinson (1.1 IP), Hector Yan (3.0 IP), and Chad Sykes (2 IP) to complete the no-hitter.
- ◆ Originally signed by Angels scouts Domingo Garcia and Alfredo Ulloa.

CAREER FIELDING


| POS | PCT | G | PO | A | E | TC | DP | PK |
|-----|------|----|----|----|---|----|----|----|
| P | .886 | 60 | 15 | 16 | 4 | 35 | 3 | 0 |





RHP

ROBERT STEPHENSON



24

BATS
RIGHTTHROWS
RIGHTHEIGHT
6-3WEIGHT
205

BORN: FEB. 24, 1993

BIRTHPLACE: MARTINEZ, CA

MLB SERVICE: 7 YEARS, 49 DAYS

ACQUIRED: SIGNED AS FREE AGENT, JAN. 23, 2024

SIGNED THRU: 2026; SIGNED THREE-YEAR CONTRACT, JAN. 23, 2024

OPENING DAY AGE: 32

RESIDES: MARTINEZ, CA

STEPHENSON'S LIFETIME PITCHING RECORD

| Year | Club | W-L | ERA | G | GS | CG | GF | SHO | SV | IP | H | R | ER | HR | HB | BB | IBB | SO | WP | BK | BAA |
|--------------|------------------|-------|-------|-----|-----|----|----|-----|----|-------|-----|-----|-----|----|----|-----|-----|-----|----|----|------|
| 2012— | Billings | 1-0 | 2.05 | 7 | 7 | 0 | 0 | 0 | 0 | 30.2 | 22 | 11 | 7 | 2 | 1 | 8 | 0 | 37 | 7 | 0 | .195 |
| | Dayton | 2-4 | 4.19 | 8 | 8 | 0 | 0 | 0 | 0 | 34.1 | 32 | 23 | 16 | 4 | 3 | 15 | 0 | 35 | 5 | 2 | .246 |
| 2013— | Dayton | 5-3 | 2.57 | 14 | 14 | 0 | 0 | 0 | 0 | 77.0 | 56 | 30 | 22 | 5 | 3 | 20 | 0 | 96 | 10 | 2 | .200 |
| | Bakersfield | 2-2 | 3.05 | 4 | 4 | 0 | 0 | 0 | 0 | 20.2 | 19 | 9 | 7 | 3 | 0 | 2 | 0 | 22 | 1 | 0 | .235 |
| | Pensacola | 0-2 | 4.86 | 4 | 4 | 0 | 0 | 0 | 0 | 16.2 | 17 | 10 | 9 | 2 | 0 | 13 | 0 | 18 | 1 | 0 | .274 |
| 2014— | Pensacola | 7-10 | 4.74 | 27 | 26 | 0 | 0 | 0 | 0 | 136.2 | 114 | 81 | 72 | 18 | 5 | 74 | 0 | 140 | 9 | 0 | .224 |
| 2015— | Pensacola | 4-7 | 3.68 | 14 | 14 | 1 | 0 | 0 | 0 | 78.1 | 53 | 36 | 32 | 8 | 4 | 43 | 0 | 89 | 5 | 0 | .197 |
| | Louisville | 4-4 | 4.04 | 11 | 11 | 0 | 0 | 0 | 0 | 55.2 | 51 | 25 | 25 | 2 | 2 | 27 | 0 | 51 | 5 | 0 | .245 |
| 2016— | CINCINNATI | 2-3 | 6.08 | 8 | 8 | 0 | 0 | 0 | 0 | 37.0 | 41 | 26 | 25 | 9 | 4 | 19 | 1 | 31 | 2 | 1 | .279 |
| | Louisville | 8-9 | 4.41 | 24 | 24 | 1 | 0 | 0 | 0 | 136.2 | 115 | 72 | 67 | 17 | 3 | 71 | 0 | 120 | 5 | 0 | .228 |
| 2017— | CINCINNATI | 5-6 | 4.68 | 25 | 11 | 0 | 6 | 0 | 1 | 84.2 | 81 | 52 | 44 | 12 | 2 | 53 | 3 | 86 | 5 | 2 | .256 |
| | Louisville | 1-2 | 3.79 | 8 | 7 | 0 | 0 | 0 | 0 | 40.1 | 27 | 17 | 17 | 8 | 0 | 13 | 0 | 45 | 2 | 0 | .186 |
| 2018— | Louisville | 11-6 | 2.87 | 20 | 20 | 1 | 0 | 1 | 0 | 113.0 | 74 | 41 | 36 | 12 | 4 | 57 | 0 | 135 | 8 | 1 | .184 |
| | CINCINNATI | 0-2 | 9.26 | 4 | 3 | 0 | 0 | 0 | 0 | 11.2 | 17 | 12 | 12 | 2 | 0 | 12 | 3 | 11 | 2 | 1 | .340 |
| 2019— | CINCINNATI | 3-2 | 3.76 | 57 | 0 | 0 | 16 | 0 | 0 | 64.2 | 43 | 30 | 27 | 9 | 0 | 24 | 4 | 81 | 3 | 0 | .182 |
| | Louisville (1) | 0-1 | 4.50 | 2 | 0 | 0 | 0 | 0 | 0 | 2.0 | 3 | 1 | 1 | 0 | 0 | 1 | 0 | 3 | 1 | 1 | .333 |
| 2020— | CINCINNATI | 0-0 | 9.90 | 10 | 0 | 0 | 4 | 0 | 0 | 10.0 | 11 | 11 | 11 | 8 | 1 | 3 | 0 | 13 | 0 | 0 | .282 |
| 2021— | COLORADO | 2-1 | 3.13 | 49 | 0 | 0 | 10 | 0 | 1 | 46.0 | 42 | 20 | 16 | 5 | 2 | 18 | 0 | 52 | 3 | 0 | .241 |
| | Albuquerque (1) | 0-0 | 18.00 | 1 | 1 | 0 | 0 | 0 | 0 | 1.0 | 2 | 2 | 2 | 0 | 0 | 1 | 0 | 1 | 0 | 0 | .400 |
| 2022— | Albuquerque (1) | 0-0 | 0.00 | 1 | 0 | 0 | 0 | 0 | 0 | 1.0 | 0 | 0 | 0 | 0 | 0 | 0 | 0 | 0 | 0 | 0 | .000 |
| | COLORADO | 2-1 | 6.04 | 45 | 0 | 0 | 9 | 0 | 0 | 44.2 | 53 | 34 | 30 | 8 | 0 | 13 | 1 | 37 | 3 | 0 | .291 |
| | PITTSBURGH | 0-1 | 3.38 | 13 | 0 | 0 | 4 | 0 | 0 | 13.1 | 10 | 5 | 5 | 2 | 1 | 1 | 0 | 18 | 1 | 0 | .213 |
| 2023— | Indianapolis (1) | 0-0 | 8.10 | 4 | 0 | 0 | 0 | 0 | 0 | 3.1 | 5 | 3 | 3 | 1 | 0 | 5 | 0 | 6 | 0 | 0 | .333 |
| | PITTSBURGH | 0-3 | 5.14 | 18 | 0 | 0 | 5 | 0 | 0 | 14.0 | 12 | 9 | 8 | 3 | 0 | 8 | 1 | 17 | 0 | 0 | .231 |
| | TAMPA BAY | 3-1 | 2.35 | 42 | 0 | 0 | 10 | 0 | 1 | 38.1 | 18 | 11 | 10 | 5 | 0 | 8 | 1 | 60 | 4 | 0 | .138 |
| 2024— | Salt Lake (1) | 0-0 | --- | 1 | 0 | 0 | 0 | 0 | 0 | 0.0 | 0 | 0 | 0 | 0 | 0 | 1 | 0 | 0 | 0 | 0 | --- |
| MAJOR TOTALS | | 17-20 | 4.64 | 271 | 22 | 0 | 64 | 0 | 3 | 364.1 | 328 | 210 | 188 | 63 | 10 | 159 | 14 | 406 | 23 | 4 | .239 |
| A.L. TOTALS | | 3-1 | 2.35 | 42 | 0 | 0 | 10 | 0 | 1 | 38.1 | 18 | 11 | 10 | 5 | 0 | 8 | 1 | 60 | 4 | 0 | .138 |
| N.L. TOTALS | | 14-19 | 4.91 | 229 | 22 | 0 | 54 | 0 | 2 | 326.0 | 310 | 199 | 178 | 58 | 10 | 151 | 13 | 346 | 19 | 4 | .250 |
| MINOR TOTALS | | 45-50 | 3.81 | 150 | 140 | 3 | 0 | 1 | 0 | 747.1 | 590 | 361 | 316 | 82 | 25 | 351 | 0 | 798 | 59 | 6 | .216 |

(1) rehab assignment

Disabling Injuries: 2024 — Right shoulder inflammation; disabled March 28 (retro to March 25) - end of season
2023 — Right elbow inflammation; disabled March 30 (retro to March 27) - April 14
2022 — Disabled May 23-27
Disabled April 6-19
2021 — Upper back tightness; disabled June 28 - Aug. 4
2020 — Mid-back strain; disabled July 28 - Aug. 24
2019 — Cervical strain; disabled May 31 - June 16
2018 — Right shoulder tendinitis; disabled Aug. 30 (retro to Aug. 27) - end of season
2017 — Right shoulder contusion; disabled Aug. 6 (retro to Aug. 3) - Aug. 13

2024 SEASON

- ◆ In first year with **Angels**, missed entire regular season on injured list...Walked only batter faced on four pitches on rehab appearance with Triple-A **Salt Lake** on April 13 at Las Vegas, before exiting with injury.
- ◆ Underwent UCL reconstruction with internal brace surgery on May 1.



CAREER HIGHLIGHTS

- ◆ Has pitched in 271 career MLB games with the Reds (2016-20), Rockies (2021-22), Pirates (2022-23) and Rays (2023).
- ◆ From 2021-23, totaled 184 strikeouts and 48 walks across 156.1 IP...In that span, has averaged a 33.9% swing-and-miss rate.
- ◆ Made Major League debut with Cincinnati, April 7, 2016 vs. Philadelphia.

MAJOR LEAGUE SUMMARY

2023

- ◆ Made a career-high 60 appearances between **Pirates** and **Rays**...Opened season on 15-day IL with right elbow inflammation before being activated April 14.
- ◆ Pitched to a 5.14 ERA (14.0IP - 8 ER) in 18 appearances with Pirates before being traded June 3 to Rays in exchange for INF Aliko Williams...Posted a 2.35 ERA (38.1IP - 10 ER) in 42 games with Tampa Bay.
- ◆ After joining Rays, led Majors with a 50.8 pct. whiff rate over the remainder of the season (min. 100 pitches swung at)...Marked highest whiff rate by a Rays pitcher in pitch tracking era (since 2008) under the same parameter.
- ◆ On the season, 24.8% of his pitches resulted in swinging strikes...Marked second-highest swinging strike rate by a pitcher (min. 50 IP) since the statistic was first tracked in 2002 (Sports Info Solutions), trailing Houston's Brad Lidge in 2004 (25.1%).
- ◆ Held right-handed batters to a .143 (17/119) average, which was the sixth-lowest mark in Majors (min. 100 AB).
- ◆ From July 6 - Aug. 27, strung together 34 straight hitless at-bats against right-handed batters, a streak that concluded with a Jake Burger double for Miami Aug. 29...The streak tied Chris Archer (July 14 - Aug. 2, 2013) for longest streak in Rays history.
- ◆ Added a cutter to his arsenal after joining Rays, holding opponents to a .101 (8/79) average on the pitch over the remainder of the season...His 59.9% whiff rate on the offering was the highest on any Major League pitch (min. 150 pitches swung at).
- ◆ Recorded at least one strikeout in each of his final 18 appearances from Aug. 11 through the end of the season, the longest active run among relievers in 2023.
- ◆ Pitched to a 0.93 ERA (9.2 IP - 1ER) with 17 strikeouts against one walk across final 11 appearances.
- ◆ On Sept. 2 at Cleveland, struck out the side on nine pitches in the 10th inning, but the Rays intentionally walked Andrés Giménez (third batter of inning)...According to Elias Sports Bureau, while there is no "official" definition of an immaculate inning, the inning was not considered immaculate because he faced four batters and allowed a baserunner...Since the no-pitch intentional walk rule went into effect in 2017, was the first instance of striking out the side on nine pitches in the same inning as an intentional walk.

MISSING BATS

Highest single-season swing-and-miss rates
(since tracking began in 1988/min. 200 BF)

| Player | Swing-and-miss% | Year |
|---------------------------|-----------------|------|
| Edwin Diaz, NYM | 49.9% | 2022 |
| Brad Lidge, HOU | 48.1% | 2004 |
| Robert Stephenson, PIT/TB | 46.5% | 2023 |

2022

- ◆ Split season between **Rockies** and **Pirates**, totaling a then-career-high 58 games and recording 77 strikeouts in 52.1 innings of work with just 16 walks.
- ◆ Began season on Colorado's COVID-19-related injured list and tossed 1.0 scoreless inning of relief in season debut April 20 vs. Philadelphia...Was placed on COVID-19-related IL for a second time from May 23-27.
- ◆ Made 45 appearances for Colorado before being claimed off waivers by Pittsburgh, Aug. 27 after being designated for assignment.
- ◆ Made Pirates debut Aug. 31 at Milwaukee and tossed 1.0 scoreless inning...Overall had a 3.38 ERA (13.1 IP - 5 ER) with Pittsburgh in 13 appearances.
- ◆ Appeared in 200th game of big league career Sept. 3 vs. Toronto and tossed 1.1 scoreless innings.
- ◆ Allowed one walk in his final 18 appearances (19.2 IP).

2021

- ◆ Went 2-1 with one save and a then-career-low 3.13 ERA (46 IP - 16 ER) in 49 appearances in first season with **Rockies**.
- ◆ Posted a 2.05 ERA (22 IP - 5 ER) in 21 appearances on the road, compared with a 4.13 ERA (24 IP - 11 ER) in 28 appearances at Coors Field.
- ◆ His 37.1% inherited runners scored was third-highest in N.L. and 11th highest overall in the Majors.
- ◆ Placed on injured list June 28 with upper back tightness.
- ◆ Went scoreless in 13 of his last 15 and in 17 of last 22 games after being reinstated from IL, Aug. 4...Over that span had a 1.61 ERA (22.1 IP - 4 ER) with 25 strikeouts and five walks.
- ◆ Was on Paternity List Sept. 8-11, and welcomed daughter Sydney with his wife Jaime.



ROBERT STEPHENSON

2020

- ◆ Was a member of **Reds** Opening Day roster for fourth consecutive year.
- ◆ Pitched one game on July 25 before being placed on injured list with a mid-back strain.
- ◆ Made nine more appearances after being reinstated from IL Aug. 24 and was unscored upon in five of those outings.

2019

- ◆ Pitched exclusively in relief with **Reds** for first time in career, making 57 total appearances out of Cincinnati's bullpen.
- ◆ Recorded a 1.38 ERA (26 IP - 4 ER) over final 24 outings, which included a .136 batting average against during that span (July 26-end of season)...During that span, his 1.38 ERA (26 IP - 4 ER) led National League relievers (min. 25 IP) and was second-best of any N.L. pitcher (Jack Flaherty - 0.92 ERA for Cardinals).
- ◆ Retired 17 straight batters from April 2-15, before having streak snapped by Manny Machado, April 18 at San Diego.
- ◆ Was on IL from May 31 - June 16 (cervical strain) and made two rehab appearances with Triple-A **Louisville**.

2018

- ◆ Was in starting rotation at Triple-A **Louisville** for majority of season, and led all Reds minor leaguers in ERA (2.87; 113 IP - 36 ER), while ranking second in wins (11) and third in strikeouts (135).
- ◆ Led International League with a .184 (113 IP - 36 ER) opponent batting average and ranked second in strikeouts and strikeouts per nine innings (10.75) and was third in wins and WHIP (1.16).
- ◆ Pitched a shutout in Game 1 of July 24 doubleheader vs. Buffalo, becoming first Bats right-hander to throw a shutout since Homer Bailey in 2009.
- ◆ Totaled 20 starts for Bats before being promoted to **Reds** Aug. 8...Made four appearances (three starts) for Cincinnati before going on injured list Aug. 30 (right shoulder tendinitis) for remainder of season.

2017

- ◆ With **Reds**, ranked sixth among N.L. rookies in opponent batting average with a .256 (81/317) mark, and also ranked ninth in strikeouts (86) and 10th with a 4.68 ERA (84.2 IP - 44 ER).
- ◆ In 11 total starts for Cincinnati, was 5-4 with a 3.41 ERA (58 IP - 22 ER)...Also made 14 relief appearances for Reds.
- ◆ From Aug. 19-Sept. 5, went 4-0 with a 2.38 ERA (22.2 IP - 6 ER) to become first Reds rookie to win four consecutive starts while allowing two-or-fewer runs in each game since Tim Lincecum in 1992...On Aug. 25 vs. Pittsburgh, struck out his first six batters faced, which established a modern-day franchise record.
- ◆ Totaled eight appearances (seven starts) with Triple-A **Louisville** from June 4 - July 17, pitching to a 3.79 ERA (40.1 IP - 17 ER) with a .186 (27/145) batting average against.
- ◆ Missed time on injured list from Aug. 6 (retro to Aug. 3) - Aug. 12 with a bruised right shoulder suffered Aug. 2 vs. Pittsburgh while diving for a Starling Marte popped up bunt single.

2016

- ◆ Spent majority of season with Triple-A **Louisville**, where his .228 (115/505) opponent batting average ranked fifth in International League.
- ◆ Made Major League debut with Reds April 7 vs. Philadelphia (W; 5 IP, 6 H, 3 ER, 1 SO, 2 BB) and became first Reds starting pitcher to win MLB debut since Sam LeCure, May 28, 2010 vs. Houston...Recorded first career strikeout vs. Odubel Herrera.
- ◆ After winning second start for Reds, April 19 vs. Colorado, became first Reds pitcher to win his first two MLB starts since Larry Luebbers in 1993.
- ◆ Returned to Louisville following April 19 start and did not return to Majors until Sept. 2...Made six Sept./Oct. starts for Reds.

POSTSEASON SUMMARY

- ◆ Was on **Reds** postseason roster in **2020**, but did not pitch in Wild Card Series at Atlanta (Braves swept series 2-0).
- ◆ Was on **Reds** postseason roster in **2023**, but did not pitch in Wild Card Series vs. Texas (Rangers swept series 2-0).

NOTABLE MINOR LEAGUE AWARDS AND HONORS

- ◆ **2018** MiLB.com Organization All-Star.
- ◆ **2015** Southern League Mid-Season All-Star.
- ◆ **2014** Futures Game Selection...Southern League Mid-Season All-Star.
- ◆ **2013** MiLB.com Organization All-Star...Midwest League Mid-Season All-Star.



CAREER TRANSACTIONS

- ◆ June 6, 2011... Selected by **Reds** in first round of First-Year Player Draft (signed Aug. 15, 2011).
- ◆ Nov. 25, 2020... Traded by **Reds** with OF Jameson Hannah to **Rockies** for RHP Jeff Hoffman and RHP Case Williams.
- ◆ Aug. 27, 2022... Claimed off waivers from **Rockies** by **Pirates**.
- ◆ June 2, 2023... Traded by **Pirates** to **Rays** for INF Aliko Williams.
- ◆ Jan. 23, 2024... Signed by **Angels** three-year contract.

PERSONAL/MISC

- ◆ Robert William Stephenson.
- ◆ Wife's name is Jaime.
- ◆ Was ranked by *Baseball America* as Reds top prospect for three consecutive years from 2014-16... Was also rated by the publication in 2014 as Best Pitching Prospect in Southern League along with having the Best Fastball in the league.
- ◆ Is a 2011 graduate of Alhambra (CA) High School, where he was named the Gatorade High School Player-of-the-Year in 2011... Pitched consecutive no-hitters to open his senior year in 2011.
- ◆ Has two dogs: Coco, a French bulldog, and Captain, a German Shepherd.
- ◆ Originally signed by Reds scout Rich Bordi.

MAJOR LEAGUE HITTING TOTALS

| | AVG | AB | R | H | 2B | 3B | HR | RBI | SH | SF | HBP | BB | IBB | SO | SB | CS | GDP | SLG | OBP |
|--------|------|----|---|---|----|----|----|-----|----|----|-----|----|-----|----|----|----|-----|------|------|
| CAREER | .028 | 36 | 1 | 1 | 0 | 0 | 0 | 0 | 5 | 0 | 0 | 1 | 0 | 22 | 0 | 0 | 2 | .028 | .054 |

CAREER FIELDING

| POS | PCT | G | PO | A | E | TC | DP | PK |
|-----|------|-----|----|----|---|----|----|----|
| P | .830 | 271 | 21 | 23 | 9 | 53 | 1 | 0 |

STEPHENSON'S CAREER HIGHS

| | SEASON | GAME |
|--------|-------------|-----------------------|
| Wins | 5 — 2017 | 11 — 8/25/17 vs. PIT |
| Losses | 6 — 2017 | 7.0 — 4/19/16 vs. COL |
| ERA | 3.10 — 2023 | 7 — 5/29/17 at TOR |
| IP | 84.2 — 2017 | 6 — 5/29/17 at TOR |
| SO | 86 — 2017 | 7 — 7/27/17 at MIA |
| | | H 10 — 5/29/17 at TOR |

GENE AUTRY MEMORIAL STATUE


Dedicated April 1, 1998

The Gene Autry statue is a life-size bronze piece depicting the longtime Angels owner, who became a legend in the entertainment industry in a career that spanned seven decades. Autry's first steps toward becoming a sports legend came when he took over the ownership of the Los Angeles Angels expansion team in 1960, a position he held for over three decades.

At the base of the statue lay five of Autry's replica stars from the Hollywood Walk of Fame. The statue is placed in the Angel Stadium perimeter plaza, located just inside Gate 2.

INSCRIPTION: *GENE AUTRY - Founder of California Angels, 1961. His uniform number 26 was retired in 1982 by the players.*

Singing Cowboy. Actor. Composer. Air Force Pilot. Entrepreneur. Baseball Fan. Philanthropist. 88th Degree Mason. Best Friend.





LHP

JOSÉ SUAREZ



54

BATS
LEFTTHROWS
LEFTHEIGHT
5-10WEIGHT
225

BORN: JAN. 3, 1998

BIRTHPLACE: NAGUANAGUA, VZ

MLB SERVICE: 4 YEARS, 22 DAYS

ACQUIRED: SIGNED AS INTERNATIONAL FREE AGENT, JULY 3, 2014

SIGNED THRU: 2024; UNDER CLUB CONTROL; 4/4 OPTIONS USED

OPENING DAY AGE: 27

RESIDES: SAN DIEGO, VZ

SUAREZ'S LIFETIME PITCHING RECORD

| Year | Club | W-L | ERA | G | GS | CG | GF | SHO | SV | IP | H | R | ER | HR | HB | BB | IBB | SO | WP | BK | BAA |
|--------------|----------------|-------|-------|----|----|----|----|-----|----|-------|-----|-----|-----|----|----|-----|-----|-----|----|----|------|
| 2015— | DSL Angels | 2-2 | 2.13 | 11 | 11 | 0 | 0 | 0 | 0 | 55.0 | 43 | 18 | 13 | 0 | 3 | 8 | 0 | 34 | 3 | 0 | .215 |
| | AZL Angels | 1-1 | 5.60 | 4 | 2 | 0 | 0 | 0 | 0 | 17.2 | 28 | 15 | 11 | 0 | 2 | 4 | 0 | 12 | 4 | 1 | .364 |
| 2016— | AZL Angels | 1-3 | 5.36 | 11 | 5 | 0 | 0 | 0 | 0 | 40.1 | 48 | 31 | 24 | 1 | 1 | 13 | 0 | 46 | 1 | 2 | .296 |
| | Orem | 0-1 | 0.00 | 1 | 1 | 0 | 0 | 0 | 0 | 4.1 | 6 | 5 | 0 | 0 | 0 | 1 | 0 | 7 | 0 | 0 | .300 |
| 2017— | Burlington | 5-1 | 3.62 | 12 | 12 | 0 | 0 | 0 | 0 | 54.2 | 49 | 25 | 22 | 7 | 2 | 18 | 0 | 71 | 1 | 1 | .243 |
| | AZL Angels | 1-0 | 1.93 | 3 | 3 | 0 | 0 | 0 | 0 | 14.0 | 10 | 3 | 3 | 1 | 0 | 4 | 0 | 19 | 0 | 0 | .208 |
| 2018— | Inland Empire | 0-1 | 2.00 | 2 | 2 | 0 | 0 | 0 | 0 | 9.0 | 6 | 4 | 2 | 0 | 3 | 1 | 0 | 18 | 1 | 0 | .182 |
| | Mobile | 2-1 | 3.03 | 7 | 7 | 0 | 0 | 0 | 0 | 29.2 | 34 | 11 | 10 | 0 | 1 | 8 | 0 | 51 | 4 | 0 | .286 |
| | Salt Lake | 1-4 | 4.48 | 17 | 17 | 0 | 0 | 0 | 0 | 78.1 | 81 | 43 | 39 | 5 | 3 | 35 | 1 | 73 | 5 | 5 | .268 |
| 2019— | Salt Lake | 2-1 | 3.62 | 7 | 6 | 0 | 0 | 0 | 0 | 32.1 | 24 | 15 | 13 | 3 | 2 | 17 | 0 | 31 | 3 | 1 | .202 |
| | LAA | 2-6 | 7.11 | 19 | 15 | 0 | 0 | 0 | 0 | 81.0 | 100 | 67 | 64 | 23 | 10 | 33 | 1 | 72 | 5 | 1 | .304 |
| 2020— | LAA | 0-2 | 38.57 | 2 | 2 | 0 | 0 | 0 | 0 | 2.1 | 10 | 10 | 10 | 1 | 1 | 5 | 0 | 2 | 1 | 0 | .588 |
| 2021— | LAA | 8-8 | 3.75 | 23 | 14 | 1 | 2 | 0 | 0 | 98.1 | 85 | 45 | 41 | 11 | 4 | 36 | 1 | 85 | 4 | 1 | .230 |
| | Salt Lake | 0-0 | 1.50 | 2 | 2 | 0 | 0 | 0 | 0 | 6.0 | 8 | 4 | 1 | 0 | 0 | 1 | 0 | 4 | 0 | 1 | .308 |
| 2022— | LAA | 8-8 | 3.96 | 22 | 20 | 0 | 0 | 0 | 0 | 109.0 | 103 | 49 | 48 | 14 | 4 | 33 | 2 | 103 | 1 | 0 | .243 |
| | Salt Lake | 1-1 | 8.64 | 4 | 3 | 0 | 0 | 0 | 0 | 16.2 | 18 | 16 | 16 | 3 | 2 | 8 | 0 | 17 | 2 | 0 | .269 |
| 2023— | LAA | 1-3 | 8.29 | 11 | 7 | 0 | 0 | 0 | 0 | 33.2 | 46 | 32 | 31 | 10 | 1 | 20 | 1 | 28 | 2 | 0 | .324 |
| | ACL Angels (1) | 0-0 | 2.70 | 2 | 2 | 0 | 0 | 0 | 0 | 3.1 | 5 | 1 | 1 | 0 | 0 | 2 | 0 | 4 | 0 | 0 | .333 |
| 2024— | LAA | 1-2 | 6.02 | 22 | 3 | 0 | 7 | 0 | 1 | 52.1 | 57 | 38 | 35 | 7 | 4 | 27 | 0 | 56 | 1 | 0 | .274 |
| | Salt Lake | 2-3 | 6.54 | 11 | 11 | 0 | 0 | 0 | 0 | 52.1 | 67 | 42 | 38 | 10 | 3 | 17 | 0 | 62 | 4 | 2 | .306 |
| MAJOR TOTALS | | 20-29 | 5.47 | 99 | 61 | 1 | 9 | 0 | 1 | 376.2 | 401 | 241 | 229 | 66 | 24 | 154 | 5 | 346 | 14 | 2 | .269 |
| MINOR TOTALS | | 18-19 | 4.20 | 94 | 84 | 0 | 0 | 0 | 0 | 413.2 | 427 | 233 | 193 | 30 | 22 | 137 | 1 | 449 | 28 | 13 | .265 |

(1) rehab assignment

Disabling Injuries: 2023 — Left shoulder strain; disabled May 8 - Sept. 11
 2020 — Disabled July 6 - Aug. 10

2024 SEASON

- ◆ Made **Angels** Opening Day roster for third consecutive season.
- ◆ Pitched in 18 games (one start) before being designated for assignment on June 17...Over a seven game stretch from May 3 - June 2, pitched to a 2.87 ERA (15.2 IP - 5 ER) with 18 strikeouts.
- ◆ Earned first win of season May 20 at Houston with 2.0 scoreless innings in relief...First winning decision since April 30, 2023 at Milwaukee and first win as a reliever since June 26, 2022 vs. Seattle.
- ◆ After being outrighted to Triple-A **Salt Lake** June 24, made 11 starts for Bees going 2-3 with a 6.54 ERA (52.1 IP - 38 ER) and 62 strikeouts.
- ◆ Had contract selected by Angels Sept. 9, and earned his first career save that night at Minnesota after working 3.0 scoreless innings with four strikeouts.
- ◆ Did not allow an earned run across first 13.0 innings pitched of second big league stint of season (Sept. 9-25)...Had a 1.59 ERA (17 IP - 3 ER) across his final four outings of the year.

MAJOR LEAGUE SUMMARY

2023

- ◆ Began year in **Angels** rotation, going 1-2 with a 9.62 ERA (24.1 - 26 ER) in six starts before being placed on IL with a left shoulder strain on May 8 and missing 109 games.
- ◆ Pitched 1.2 innings Sept. 22 at Minnesota as Angels Opener in first start since May 7 vs. Texas.



- ◆ Went 0-1 with a 4.70 ERA (7.2 IP - 4 ER) in four relief appearances from Sept. 16 through the end of the season.
- ◆ Pitched in two rehab games with **ACL Angels** July 18 and 24...Went 0-0 with a 2.70 ERA (3.1 IP - 1 ER) with four strikeouts.

2022

- ◆ In fourth season with **Angels**, set career highs in innings pitched (109.0), starts (20) and strikeouts (103) and equaled single-season best with eight wins...Made Opening Day roster for first time in career.
- ◆ Began year in starting rotation before being optioned to Triple-A **Salt Lake** May 1...On June 26 vs. Seattle, pitched in bulk role following an opener (Andrew Wantz)...Assumed regular spot in starting rotation July 3 for remainder of season.
- ◆ Allowed three-or-fewer runs in 16 of 20 starts and two-or-fewer runs in 10 of 20 starts.
- ◆ In 11 starts following All-Star Break, pitched to a 2.81 ERA (64 IP - 20 ER) with 58 SO...ERA ranked 14th in A.L. over that span (min. 60IP).
- ◆ Won three straight starts from July 26 - Aug. 8...Had a streak of 23.0 consecutive innings without allowing an earned run across parts of five starts from July 16 - Aug. 16.
- ◆ Posted a 6-4 record and 2.96 ERA (67 IP - 22 ER) in night games, compared with a 2-4 record and 5.57 ERA (42 IP - 26 ER) in day games.
- ◆ Carried a perfect game through 5.1 IP on Aug. 16 vs. Seattle before allowing four consecutive singles and exiting the game.

2021

- ◆ Set career bests in nearly every pitching category in third Major League season with **Angels**...Alternated first four appearances between Majors and Triple-A Salt Lake, before being recalled May 28 for remainder of season.
- ◆ First nine appearances for Angels came in relief, going 3-1 with a 1.98 ERA (27.1 IP - 6 ER) before joining rotation July 5.
- ◆ Tossed first career complete game Sept. 4 vs. Texas (9 IP, 5 H, 1 ER, 0 BB, 8 SO)...Carried shutout into 9th inning; only run allowed came on RBI groundout for second out of 9th inning...Marked first career winning decision at Angel Stadium (13th start).
- ◆ Ranked second among MLB southpaws with a .202 (56/277) opponent batting average against right-handed hitters (min. 200 AB).
- ◆ Held opponents to a .145 (19/131) average against his changeup.
- ◆ Was Angels starting pitcher in the Little League Classic vs. Cleveland, Aug. 22 in Williamsport, PA.
- ◆ Won three of his five September starts, while pitching to a 2.97 ERA (30.1 IP - 10 ER) for the month.

2020

- ◆ Made two starts for **Angels** in second Major League season...Opened year on injured list before being reinstated and optioned to **Alternate Training Site**, Aug. 10.
- ◆ Was recalled from Alternate Training Site and made season debut Aug. 20 at San Francisco...Started Game 1 of doubleheader, Aug. 25 at Houston before being optioned following the game...Remained in **Alternate Training Site** for remainder of season.

2019

- ◆ Played five games with Triple-A **Salt Lake** before making MLB debut with **Angels** June 2 at Seattle (W; 5.2 IP, 5 H, 3 ER, 3 BB, 4 SO).
- ◆ Totaled 19 appearances (15 starts) across five stints with Angels...Became fifth left-hander to make 10 starts for Angels before turning 22, joining: Frank Tanana (54), Marcelino Lopez (32), Jim Abbott (27) and Rudy May (19).
- ◆ At 21 years, 150 days during his debut, became youngest pitcher to appear for Angels since Tyler Chatwood in 2011 and youngest player since Mike Trout (21 years, 57 days) in 2012.
- ◆ Held opponents to a .254 (35/138) average against his changeup and has recorded 43 of his 73 strikeouts with the pitch.
- ◆ Left-handed batters registered a .202 (17/84) batting average against, compared with a .339 (83/245) average vs. right-handers.
- ◆ Earned both wins on season in day games...Was 2-2 with a 5.09 ERA (35.1 IP - 20 ER) in day games compared with a 0-4 record and 8.67 ERA (45.2 IP - 44 ER) at night.

NOTABLE MINOR LEAGUE AWARDS AND HONORS

- ◆ **2018** Angels MiLB.com Organizational All-Star...Angels Minor League Pitcher of the Month (April).
- ◆ **2017** Angels MiLB.com Organizational All-Star.

CAREER TRANSACTIONS

- ◆ July 3, 2014...Signed by **Angels** as international free agent.

PERSONAL/MISC

- ◆ José Rances Suarez Quintero (pronounced SWAR-ez)...On Twitter: @rances_suarez.
- ◆ Become seventh Venezuelan pitcher to start for Angels, following Kelvin Escobar, Urbano Lugo, Jhoulys Chacin, Anthony Ortega, Luis Sanchez and Yusmeiro Petit.
- ◆ Entered 2019 ranked by *Baseball America* as #4 prospect in Angels organization...At conclusion of 2018 season was ranked by MLB.com as #8 prospect (#2 among pitchers) in Angels system.
- ◆ Ranked second in all of Minor League Baseball having struck out 42% of all batters faced in 2018.
- ◆ Named by *Baseball America* as having best changeup in Angels system following 2017 and 2018 seasons.
- ◆ Originally signed by Angels scouts Carlos Ramirez, Mauro Zerpa and Lebi Ochoa.



LHP

JOSÉ SUAREZ

MAJOR LEAGUE HITTING TOTALS


| | AVG | AB | R | H | 2B | 3B | HR | RBI | SH | SF | HBP | BB | IBB | SO | SB | CS | GDP | SLG | OBP |
|--------|------|----|---|---|----|----|----|-----|----|----|-----|----|-----|----|----|----|-----|------|------|
| CAREER | .000 | 3 | 0 | 0 | 0 | 0 | 0 | 0 | 0 | 0 | 0 | 0 | 0 | 2 | 0 | 0 | 0 | .000 | .000 |

CAREER FIELDING

| POS | PCT | G | PO | A | E | TC | DP | PK |
|-----|------|----|----|----|---|----|----|----|
| P | .907 | 99 | 13 | 26 | 4 | 43 | 0 | 7 |

SUAREZ'S CAREER HIGHS

| | SEASON | GAME |
|--------|-----------------|-----------------------------------|
| Wins | 8 — 2021 & 2022 | 8 — 3 times; last, 8/8/22 at OAK |
| Losses | 8 — 2021 & 2022 | 9.0 — 9/4/21 vs. TEX |
| ERA | 3.75 — 2021 | 8 — 7/27/21 vs. COL |
| IP | 109.0 — 2022 | 7 — Twice; last, 5/7/23 vs. TEX |
| SO | 103 — 2022 | 6 — 4/18/23 at NYN |
| | | 10 — Twice; last, 4/10/23 vs. WSH |





OUTFIELDER

BRYCE TEODOSIO



39

BATS
RIGHTTHROWS
LEFTHEIGHT
6-3WEIGHT
220

BORN: JUNE 18, 1999

BIRTHPLACE: GREENVILLE, SC

MLB SERVICE: 23 DAYS

ACQUIRED AS NON-DRAFTED FREE AGENT, JULY 29, 2021

SIGNED THRU: 2025; UNDER CLUB CONTROL; 0/3 OPTIONS USED

OPENING DAY AGE: 25

RESIDES: SIMPSONVILLE, SC

NON-ROSTER INVITEE

TEODOSIO'S LIFETIME PLAYING RECORD

| Year | Club | AVG | G | AB | R | H | 2B | 3B | HR | RBI | SH | SF | HBP | BB | IBB | SO | SB | CS | GDP | SLG | OBP | E |
|--------------|---------------|------|-----|------|-----|-----|----|----|----|-----|----|----|-----|-----|-----|-----|----|----|-----|------|------|----|
| 2021— | ACL Angels | .240 | 8 | 25 | 5 | 6 | 0 | 1 | 2 | 7 | 0 | 0 | 0 | 8 | 0 | 8 | 1 | 0 | 0 | .560 | .424 | 0 |
| | Inland Empire | .279 | 17 | 68 | 9 | 19 | 8 | 0 | 1 | 8 | 0 | 0 | 0 | 5 | 0 | 28 | 4 | 3 | 2 | .441 | .329 | 1 |
| 2022— | Rocket City | .192 | 112 | 369 | 48 | 71 | 10 | 0 | 14 | 41 | 1 | 1 | 11 | 43 | 0 | 166 | 28 | 5 | 3 | .333 | .295 | 3 |
| 2023— | Rocket City | .212 | 118 | 368 | 53 | 78 | 15 | 1 | 7 | 39 | 1 | 3 | 11 | 36 | 0 | 141 | 16 | 8 | 1 | .315 | .299 | 4 |
| 2024— | Salt Lake | .276 | 114 | 409 | 63 | 113 | 19 | 12 | 5 | 51 | 5 | 6 | 7 | 35 | 0 | 120 | 40 | 4 | 4 | .418 | .339 | 5 |
| | LAA | .083 | 5 | 12 | 1 | 1 | 0 | 0 | 0 | 0 | 0 | 0 | 0 | 0 | 0 | 5 | 0 | 0 | 0 | .083 | .083 | 0 |
| MAJOR TOTALS | | .083 | 5 | 12 | 1 | 1 | 0 | 0 | 0 | 0 | 0 | 0 | 0 | 0 | 0 | 5 | 0 | 0 | 0 | .083 | .083 | 0 |
| MINOR TOTALS | | .232 | 369 | 1239 | 178 | 287 | 52 | 14 | 29 | 146 | 7 | 10 | 29 | 127 | 0 | 463 | 89 | 20 | 10 | .366 | .315 | 13 |

Disabling Injuries: 2024 — Right middle finger fracture; Sept. 15 - end of season

2024 SEASON

- ◆ Began season with Triple-A **Salt Lake** and batted .276 (113/409) with 63 runs, 19 doubles, 12 triples, five home runs, 40 stolen bases and 51 RBI in 114 games.
- ◆ Led the Pacific Coast League in triples (12) and ranked fifth in stolen bases (40).
- ◆ Set Salt Lake Bees franchise record by stealing 26 consecutive bases without being caught from June 30 to Aug. 30.
- ◆ Contract selected by **Angels** on Sept. 7 and made Major League debut that evening at Texas...Appeared in five games for Halos in first career MLB action.
- ◆ Recorded first Major League hit on Sept. 10 at Minnesota off RHP Pablo López and recorded first outfield assist in the same game after throwing out Carlos Santana attempting to advance to third base on a sac fly in the 3rd.
- ◆ Placed on injured list with a right middle finger fracture on Sept. 15 and missed last 14 games of the season.

CAREER HIGHLIGHTS

- ◆ Made Major League debut Sept. 7, 2024 at Texas...Collected first career hit on Sept. 10, 2024 at Minnesota off RHP Pablo López.
- ◆ Set Salt Lake Bees franchise record by stealing 26 consecutive bases without being caught from June 30, 2024 to Aug. 30, 2024.

CAREER TRANSACTIONS

- ◆ July 29, 2021...Signed by **Angels** as non-drafted free agent.

PERSONAL/MISC

- ◆ Bryce Thomas Teodosio (pronounced tee-oh-DOH-see-oh).
- ◆ Attended Clemson University and graduated in 2021 with a degree in agribusiness...Batted .211 (92/436) with 71 runs, 17 doubles, three triples, 21 home runs, and 64 RBI with 18 stolen bases and a .727 OPS in 152 games across four seasons in collegiate career...Named to 2021 ACC All-Tournament Team.
- ◆ Born in Greenville, SC...Went to Mauldin HS (Mauldin, SC); Named an All-Upstate selection as a junior and an All-Region selection as a junior and senior.
- ◆ Married his wife, Brooklyn in January 2023...Favorite hobbies are hunting and fishing.
- ◆ His dog, Scout, is an **Instagram** and Southern Fried Cotton t-shirt model (@colleen570).
- ◆ Favorite food is home-cooked steak.
- ◆ Favorite player growing up was Derek Jeter.



OUTFIELDER

MIKE TROUT



27

BATS
RIGHTTHROWS
RIGHTHEIGHT
6-2WEIGHT
235

BORN: AUG. 7, 1991

BIRTHPLACE: VINELAND, NJ

MLB SERVICE: 13 YEARS, 70 DAYS

ACQUIRED: SELECTED IN FIRST ROUND (25TH OVERALL) OF 2009 FIRST-YEAR PLAYER DRAFT

SIGNED THRU: 2030; SIGNED 12-YEAR EXTENSION, MAR. 20, 2019

OPENING DAY AGE: 33

RESIDES: MILLVILLE, NJ

TROUT'S LIFETIME PLAYING RECORD

| Year | Club | AVG | G | AB | R | H | 2B | 3B | HR | RBI | SH | SF | HBP | BB | IBB | SO | SB | CS | GDP | SLG | OBP | E |
|--------------|-------------------|------|------|------|------|------|-----|----|-----|-----|----|----|-----|-----|-----|------|-----|----|-----|------|------|----|
| 2009 | AZL Angels | .360 | 39 | 164 | 29 | 59 | 7 | 7 | 1 | 25 | 3 | 2 | 0 | 18 | 0 | 28 | 13 | 2 | 2 | .506 | .418 | 1 |
| | Cedar Rapids | .267 | 5 | 15 | 1 | 4 | 0 | 0 | 0 | 0 | 1 | 0 | 0 | 4 | 0 | 6 | 0 | 0 | 0 | .267 | .421 | 0 |
| 2010 | Cedar Rapids | .362 | 81 | 312 | 76 | 113 | 19 | 7 | 6 | 39 | 2 | 1 | 7 | 46 | 2 | 52 | 45 | 9 | 1 | .526 | .454 | 0 |
| | R. Cucamonga | .306 | 50 | 196 | 30 | 60 | 9 | 2 | 4 | 19 | 5 | 3 | 1 | 27 | 1 | 33 | 11 | 6 | 2 | .434 | .388 | 1 |
| 2011 | Arkansas | .326 | 91 | 353 | 82 | 115 | 18 | 13 | 11 | 38 | 4 | 1 | 9 | 45 | 1 | 76 | 33 | 10 | 2 | .544 | .414 | 1 |
| | LAA | .220 | 40 | 123 | 20 | 27 | 6 | 0 | 5 | 16 | 0 | 1 | 2 | 9 | 0 | 30 | 4 | 0 | 2 | .390 | .281 | 2 |
| 2012 | Salt Lake | .403 | 20 | 77 | 21 | 31 | 4 | 5 | 1 | 13 | 1 | 3 | 1 | 11 | 0 | 16 | 6 | 1 | 1 | .623 | .467 | 0 |
| | LAA | .326 | 139 | 559 | 129 | 182 | 27 | 8 | 30 | 83 | 0 | 7 | 6 | 67 | 4 | 139 | 49 | 5 | 7 | .564 | .399 | 4 |
| 2013 | LAA | .323 | 157 | 589 | 109 | 190 | 39 | 9 | 27 | 97 | 0 | 8 | 9 | 110 | 10 | 136 | 33 | 7 | 8 | .557 | .432 | 2 |
| 2014 | LAA | .287 | 157 | 602 | 115 | 173 | 39 | 9 | 36 | 111 | 0 | 10 | 10 | 83 | 6 | 184 | 16 | 2 | 6 | .561 | .377 | 3 |
| 2015 | LAA | .299 | 159 | 575 | 104 | 172 | 32 | 6 | 41 | 90 | 0 | 5 | 10 | 92 | 14 | 158 | 11 | 7 | 11 | .590 | .402 | 0 |
| 2016 | LAA | .315 | 159 | 549 | 123 | 173 | 32 | 5 | 29 | 100 | 0 | 5 | 11 | 116 | 12 | 137 | 30 | 7 | 5 | .550 | .441 | 4 |
| 2017 | LAA | .306 | 114 | 402 | 92 | 123 | 25 | 3 | 33 | 72 | 0 | 4 | 7 | 94 | 15 | 90 | 22 | 4 | 8 | .629 | .442 | 1 |
| | Inland Empire (1) | .222 | 4 | 9 | 5 | 2 | 1 | 1 | 0 | 0 | 0 | 0 | 1 | 4 | 0 | 2 | 0 | 0 | 1 | .556 | .500 | 0 |
| 2018 | LAA | .312 | 140 | 471 | 101 | 147 | 24 | 4 | 39 | 79 | 0 | 4 | 10 | 122 | 25 | 124 | 24 | 2 | 5 | .628 | .460 | 0 |
| 2019 | LAA | .291 | 134 | 470 | 110 | 137 | 27 | 2 | 45 | 104 | 0 | 4 | 16 | 110 | 14 | 120 | 11 | 2 | 5 | .645 | .438 | 4 |
| 2020 | LAA | .281 | 53 | 199 | 41 | 56 | 9 | 2 | 17 | 46 | 0 | 4 | 3 | 35 | 4 | 56 | 1 | 1 | 1 | .603 | .390 | 0 |
| 2021 | LAA | .333 | 36 | 117 | 23 | 39 | 8 | 1 | 8 | 18 | 0 | 0 | 2 | 27 | 5 | 41 | 2 | 0 | 0 | .624 | .466 | 0 |
| 2022 | LAA | .283 | 119 | 438 | 85 | 124 | 28 | 2 | 40 | 80 | 0 | 1 | 6 | 54 | 8 | 139 | 1 | 0 | 6 | .630 | .369 | 1 |
| 2023 | LAA | .263 | 82 | 308 | 54 | 81 | 14 | 1 | 18 | 44 | 0 | 2 | 7 | 45 | 2 | 104 | 2 | 0 | 4 | .490 | .367 | 0 |
| 2024 | LAA | .220 | 29 | 109 | 17 | 24 | 1 | 2 | 10 | 14 | 0 | 0 | 1 | 16 | 1 | 27 | 6 | 1 | 0 | .541 | .325 | 0 |
| | Salt Lake (1) | .000 | 1 | 1 | 0 | 0 | 0 | 0 | 0 | 0 | 0 | 0 | 0 | 0 | 0 | 1 | 0 | 0 | 0 | .000 | .000 | 0 |
| MAJOR TOTALS | | .299 | 1518 | 5511 | 1123 | 1648 | 311 | 54 | 378 | 954 | 0 | 55 | 100 | 980 | 120 | 1485 | 212 | 38 | 68 | .581 | .410 | 21 |
| MINOR TOTALS | | .341 | 291 | 1127 | 244 | 384 | 58 | 35 | 23 | 134 | 16 | 10 | 19 | 155 | 4 | 214 | 108 | 28 | 9 | .516 | .426 | 3 |

★ led or tied for league lead

(1) rehab assignment

Disabling Injuries: **2024** — Left knee meniscus tear; disabled April 30 - end of season
2023 — Left hamate fracture; disabled July 4 - Aug. 22; also Aug. 25 (retro to Aug. 23) - end of season
2022 — Left rib cage inflammation; disabled July 18 (retro to July 15) - Aug. 19
2021 — Right calf strain; disabled May 18 - end of season
2018 — Right wrist inflammation; disabled Aug. 9 (retro to Aug. 6) - 24
2017 — Left thumb ligament injury; disabled May 29 - July 14

2024 SEASON

- ◆ Batted .220 (24/109) with 17 runs scored, one double, two triples, 10 home runs, 14 RBI, six stolen bases, and a .867 OPS in 29 games in 2024.
- ◆ Became the first player in Angels history to hit six HR through the first 11 team games of the season.
- ◆ Hit second triple of the season April 14...54th triple of career surpassed Chone Figgins (53) for second-most triples in LAA history.
- ◆ Homered in three consecutive games (April 7-9)...15th time in his career homering in at least three straight games (last: 7 HR; Sept. 4-12, 2022).
- ◆ Notched 971st career walk April 16 and passed Tim Salmon for most in Angels history.
- ◆ Collected 26th career multi-HR game April 1 (most in Angels history).
- ◆ Placed on injured list with a left knee meniscus tear on April 30 and missed final 133 games of the season...At the time of his injury, led MLB with 10 home runs; Also ranked seventh in A.L. with .557 SLG, seventh (tied) with 59 total bases, eighth (tied) in walks with 15 and sixth (tied) with 13 extra-base hits.



CAREER SUMMARY

- ◆ Three-time A.L. MVP (2019, 2016 & 2014), 11-time All-Star and 2012 A.L. Rookie of the Year owns a .299 average (1648/5511) with 311 doubles, 54 triples, 378 home runs, 954 RBI, and 212 stolen bases in 1,518 career games.
- ◆ Received third American League MVP honors in 2019 to become the 11th player in Major League history to capture MVP honors three times and sixth American Leaguer to do so... Became the first three-time winner since Albert Pujols (2009, 2008 and 2005)...In 2016, at 25 years and 56 days old, became the third-youngest player ever to win the award multiple times, behind only Detroit's Hal Newhouser (24 years, 133 days) and Cincinnati's Johnny Bench (24 years, 302 days)...Named unanimous winner of the 2014 American League Most Valuable Player Award...Third Halo to win the award along with Vladimir Guerrero (2004) and Don Baylor (1979).
- ◆ Selected as Team Captain for the United States in 2023 World Baseball Classic.
- ◆ Has finished second in A.L. MVP race in 2012, 2013, 2015 and 2018...From 2012-2016, became just the second player all-time to finish in the Top 2 of the MVP race in five consecutive seasons, joining Barry Bonds...Is one of four players to finish second in the MVP vote at least four times during their careers: Stan Musial (4 times), Ted Williams (4), Albert Pujols (4)...Finished in the Top 10 of MVP voting in 10 of his 14 big league seasons.
- ◆ Unanimous winner of the 2012 American League Rookie of Year...First player in Major League history to steal 45 bases, score 125 runs and hit 30 home runs in a single season.
- ◆ Named Angels Team MVP nine of last 14 seasons...Is first Halo to win the award nine times at any point in career.
- ◆ Tabbed as a Louisville Silver Slugger eight times: 2012, 2013, 2014, 2015, 2016, 2018, 2019, 2020 and 2022...Is the first Angel to win the award more than four times...First player to win the award nine times by their age-30 season and passed Manny Ramirez for the most Silver Slugger Awards by an American League outfielder (Ramirez won eight as an outfielder and one at DH)...Sixth player all-time to win at least nine career Silver Sluggers, joining Barry Bonds (12), Mike Piazza (10), Alex Rodriguez (10), Barry Larkin (9) and Ramirez (9)...Tied Ramirez for second-most A.L. Silver Slugger Awards, trailing only Rodriguez.

MICHAEL, THE ARCHANGEL

Trout's rankings in franchise history

| Category | Total | Place |
|--------------|-------|-------|
| Hits | 1,648 | 3rd |
| Runs | 1,123 | 1st |
| Home runs | 378 | 1st |
| Doubles | 311 | 3rd |
| Triples | 54 | 2nd |
| RBI | 954 | 3rd |
| Walks | 980 | 1st |
| Stolen Bases | 212 | 2nd |
| Games | 1,518 | 4th |

REELING THEM IN

A GLANCE AT SOME OF TROUT'S NOTABLE AWARDS...

3X A.L. MOST VALUABLE PLAYER

2012 A.L. ROOKIE OF THE YEAR

11X ALL-STAR

2X ALL-STAR GAME MVP

9X ANGELS TEAM MVP

9X LOUISVILLE SILVER SLUGGER AWARD

HOME RUNS

- ◆ During Game 1 of the Sept. 5, 2020 doubleheader with Houston, connected for 300th career home run of career, setting a new franchise record (formerly 299 HR by Tim Salmon).
- ◆ 350 career home runs are good for sixth in A.L. history thru a player's age-30 season.
- ◆ In 2022, became the 16th player in A.L. history with three 40-homer campaigns prior to their age-30 season.
- ◆ Also in 2019, joined Alex Rodriguez and Jimmie Foxx as the only players in American League history to hit 30 home runs six-or-more times before their age-28 season...Is the sixth player in A.L. history with seven-or-more 30+ home run seasons prior to age 31 season: Alex Rodriguez, Jimmie Foxx, Mickey Mantle, Manny Ramirez and Harmon Killebrew.

A VALUABLE LESSON

TROUT'S A.L. MVP TOP-3 VOTING FINISHES

| Year | MVP Finish | Year | MVP Finish |
|------|------------|------|------------|
| 2012 | 2nd | 2016 | 1st |
| 2013 | 3rd | 2018 | 2nd |
| 2014 | 1st | 2019 | 1st |
| 2015 | 2nd | | |

RBI

- ◆ 940 career RBI rank third in franchise history...Notched 900th career RBI April 7, 2023.
- ◆ Tallied 800th career RBI April 2, 2021.
- ◆ Drove in 700th career RBI as part of a career-high seven-RBI effort on June 19, 2019 in Toronto...Seventh player all-time to tally 700 RBI and 900 runs before their age-28 season: Alex Rodriguez, Mel Ott, Mickey Mantle, Joe Kelley, Jimmie Foxx, George Davis.
- ◆ Logged 600th career RBI May 26, 2018.
- ◆ Drove in 500th career RBI April 11, 2017...Was the 13th player in franchise history to reach the mark.



OUTFIELDER

MIKE TROUT

RUNS

- ◆ On Aug. 26, 2022 set a new franchise record for runs scored, passing Garret Anderson (1,024) for first all-time.
- ◆ Led A.L. in runs scored in 2012 (129), 2013 (109), 2014 (115) and 2016 (123)...Was the 11th player (12th occurrence) to ever lead the A.L. in runs scored in three straight seasons and the first since Mickey Mantle (1956-58).
- ◆ 1,052 career runs ranked ninth all-time by an American Leaguer before their age-31 campaign.
- ◆ Scored at least 100 runs in seven of 12 full seasons (only player in franchise history with more than two such seasons)...
- ◆ One of four players ever with seven campaigns of 100 R & 25 HR by their age-28 season.
- ◆ Played in 500th career game April 13, 2015...Since 1960, his 378 runs scored rank fifth by a Major Leaguer in their first 500 career games, trailing Hanley Ramirez (392), Albert Pujols (389), Bobby Bonds (388) and Kenny Lofton (380)...Joined Joe DiMaggio (467 R/120 HR), Ted Williams (458 R/108 HR), Chuck Klein (439 R/125 HR) and Albert Pujols (389 R/121 HR) as the only players since 1914 to score 375 runs and hit at least 95 home runs in their first 500 career games.

FISH FACT

Mike Trout is the first player ever voted as the unanimous winner of both the A.L. Rookie of the Year and A.L. MVP awards.

STOLEN BASES

- ◆ Stole 200th career base Aug. 31, 2019...Is the second player in franchise history (Chone Figgins, 280 SB) to reach the 200-steal mark.
- ◆ Stole 150th career base May 14, 2017.
- ◆ Led the A.L. in stolen bases in 2012 (49), in walks in 2013 (110), 2016 (116) and 2018 (122), and RBI in 2014 (111)...First player to have led his league in all three of those categories at any point during career.

SPEED AND POWER

- ◆ Is the first player in baseball history to tally 200 home runs and 200 stolen bases by his age-27 season or younger.
- ◆ At 25 years, 280 days (May 14, 2017), was the youngest player ever to amass 150 home runs and 150 stolen bases in a career, surpassing Alex Rodriguez's previous mark of 26 years, 54 days...Is just the second player in history to tally 200 home runs and 150 stolen bases before their age-26 season: Alex Rodriguez.
- ◆ Was the only player ever to amass three years of 25 HR/30 SB (2012-13 & 2016) prior to their age-25 season...The three 25 HR/30 SB seasons are tied for the most all-time by a center fielder: Willie Mays, Eric Davis and Carlos Beltran.
- ◆ Hit his 100th and 101st home runs of career on Apr. 17, 2015...At 23 years and 253 days old, became youngest player ever to reach the 100 HR/100 SB plateau (previously Alex Rodriguez at 23 years 309 days)...Joins Darin Erstad as only Angels to accomplish feat.
- ◆ Second player in Major League history to reach 25+ home runs, 5+ triples and 10+ stolen bases in five consecutive seasons (2012-16), joining Willie Mays (6 straight, 1955-60).
- ◆ Is the youngest player in MLB history to post back-to-back 20-HR/30-SB campaigns (2012-13)...Fastest player to reach 50-HR/50-SB mark in American League history (266 games).

ALL-STAR GAME

- ◆ 2023 marked 11th career All-Star Game nomination and was tabbed as a starter for the 10th consecutive season...Became the first Major League player to be voted in by the fans as a starter in 10 straight All-Star Games since Ken Griffey Jr. (11 seasons; 1990-2000)...Fourth player in A.L. history to earn 10 fan elections with one organization, joining Cal Ripken Jr. (BAL, 17), George Brett (KC, 11), Ken Griffey Jr. (SEA, 10)...Elected a starter in 2023, 2022, 2021, and 2017 but was not able to play due to injury.
- ◆ Owns franchise records for most All-Star Game selections (11) and starts (10).
- ◆ Is 7-for-17 (.411) in seven career All-Star Games with two doubles, one triple, two home runs, four RBI and three walks...With 2018 homer, joined Willie Mays and Joe Morgan as the only players with a hit in each of their first six All-Star Games...Is one of three American League players to have hit multiple All-Star Game home runs before turning 27, joining Al Kaline and Mickey Mantle...Is one of four A.L. players to have at least five career extra-base hits in the All-Star Game joining Ted Williams (7), Dave Winfield (5) and Cal Ripken Jr. (5).

MISC.

- ◆ Logged 1,000th career hit Aug. 7, 2017...Became the 10th American League player ever with 1,000 hits prior to his age-26 season: Ty Cobb, Al Kaline, Alex Rodriguez, Robin Yount, Jimmie Foxx, Buddy Lewis, Mickey Mantle, Ken Griffey Jr. and Stuffy McInnis.
- ◆ Notched 971st career walk April 16, 2024 (passed Tim Salmon for most in Angels history).
- ◆ On May 21, 2013, became youngest player in A.L. history to hit for the cycle...Also was sixth Angel (7th occurrence) to turn the trick and first since Chone Figgins, Sept. 16, 2006.
- ◆ He and Willie Mays (1957-58) are only players in MLB history with two seasons of a .320 average, 25 homers and 30 steals at any point in their career.



MAJOR LEAGUE SUMMARY

2023

- ◆ Finished 13th season in Major League Baseball (all with **Angels**).
- ◆ Last game played was Aug. 22...Missed 74 games with a left hamate fracture.
- ◆ Became fourth player all-time with 300+ doubles, 300+ HR and 200+ stolen bases by his age-31 season (also, Barry Bonds, Willie Mays, and Alex Rodriguez).
- ◆ Selected for 11th career All-Star game (10th as starter)...Did not play due to injury.
- ◆ Scored walk-off run June 26 vs. CWS on a wild pitch in the 9th inning.
- ◆ Recorded 1100th career run via a home run on June 24 at Colorado (owns franchise record with 1106 runs scored).
- ◆ Reached 1,600 career hits with Angels May 31, his 1624 career hits ranks third in franchise history (Garret Anderson - 2,368 and Tim Salmon - 1,674).
- ◆ Reached 10 home runs in a season for 11th time in career...In Angels history, only Garret Anderson (13) has more seasons with 10+ HR.
- ◆ On May 18, passed Brian Downing (1588 hits) for third-most hits in Angels history.
- ◆ Connected on fifth career go-ahead HR in 9th inning-or-later on May 3 at St. Louis.
- ◆ Collected 25th career multi-HR game April 29 at MIL (most in Angels history).
- ◆ Established a new All-Time Runs Scored at Angel Stadium record (523).
- ◆ Joined Garret Anderson (1292) and Tim Salmon (1016) as only Angels with 900+ career RBI...Finished year with 940 career RBI.
- ◆ Collected seven total bases on April 2, reached 3000 TB for career; second player in Angels history with 3000 TB, joining Garret Anderson - 3743).

2022

- ◆ In 12th season with the **Angels**, despite being limited to 119 games due to a rib injury, still produced third 40-run campaign of career...Became just the sixth player in baseball history to amass 40 home run in 120 games or less and just the fourth to do so in a non-strike shortened season...Finished 8th in the A.L. MVP race.
- ◆ Named a Silver Slugger for franchise-record ninth time in career...*For more information, see Career Summary.*
- ◆ Set franchise record with seven consecutive games with a home run from Sept. 4-12, finishing one game away from tying the Major League record...In that span, homered in five straight games at Angel Stadium, tying the all-time record for the ballpark.
- ◆ On Aug. 26, set a new franchise record for runs scored, passing Garret Anderson (1,024)...Connected for career hit #1,506 Aug. 29, passing Darin Erstad for fourth-most in Angels history...April 25, became third player in Angels history with 50 career triples, joining Jim Fregosi (70) and Chone Figgins (53)... Launched 161st home run at Angel Stadium May 9th, passing Tim Salmon (160 HR) for most home runs ever hit at the Big A.
- ◆ Matched Globe Life Field record with 472 ft. home run April 15.
- ◆ After returning from the I.L. Aug. 19, went on to hit .308 (48/156) with 11 doubles, 16 home runs, 29 RBI and 30 runs scored... The 16 homers in that span were tied with Aaron Judge for the most in the Majors while the 29 RBI were tied for fourth.
- ◆ Selected as an All-Star for the 10th straight season and ninth as a starter...*For more information, see All-Star section in Career Summary.*

MOST HOME RUNS IN A SEASON IN FRANCHISE HISTORY

| Player | Year | HR |
|---------------|------|----|
| Troy Glaus | 2000 | 47 |
| Shohei Ohtani | 2021 | 46 |
| Mike Trout | 2019 | 45 |
| Shohei Ohtani | 2023 | 44 |
| Mike Trout | 2015 | 41 |
| Troy Glaus | 2001 | 41 |
| Mike Trout | 2022 | 40 |
| Albert Pujols | 2015 | 40 |

2021

- ◆ In 11th season with the **Angels**, limited to 36 games due to a right calf strain...Initially suffered the injury running the bases May 17th vs. Cleveland...At the time of the injury, was leading the Majors in OPS and OBP, ranked fourth in slugging (led A.L.) and fifth in average (min. 145 PA).
- ◆ Finished April with a slash line of .425/.523/.781 (13/73), becoming the first player to post those totals in any month (min. 75 PA) since Lance Berkman in May 2008 and the first A.L. player since Bernie Williams in June 2001...Just four other players have posted those totals in March/April: Barry Bonds (1993 & 2004), Larry Walker (1997), Paul O'Neill (1994) and Tony Perez (1970).
- ◆ Talled 1,409th career hit April 28th vs. Texas to pass Jim Fregosi for fifth on the franchise all-time hit list...Drove in 800th career RBI April 2nd...One of four Halos all-time to reach the mark.
- ◆ Named an All-Star for the ninth straight season and eighth as a starter...*For more information, see All-Star section in Career Summary.*

2020

- ◆ In 10th big league season (ninth full) with the **Angels**, became the organization's all-time home run leader, passing Tim Salmon (299)...*For more info, see 2020 Home Run Section.*
- ◆ Finished in the Top 10 in the A.L. in several offensive categories: home runs (T3rd), RBI (T3rd), runs (4th), OBP (4th), slugging (4th), OPS (.993; 3rd), walks (6th), extra-base hits (28; T3rd) and total bases (120; 4th).



OUTFIELDER

MIKE TROUT

- ◆ Finished fifth in the American League Most Valuable Player voting with 172 points, (Jose Abreu, 374 points)...In 2020, had finished in the Top 5 every year since rookie campaign.
- ◆ Extended his franchise record after winning his eighth Louisville Silver Slugger award...*For more info, see Career Summary Section.*
- ◆ Played flawless defense in the outfield across an entire season for the third time in career.
- ◆ Tabbed as Angels nominee for 2020 Roberto Clemente Award on September 3rd, which recognizes the player who best represents baseball through extraordinary character, community involvement, philanthropy and positive contributions, both on and off the field...He and his wife Jessica, collaborated with the sports apparel brand Tiny Turnip to design a special t-shirt with proceeds helping to support the American Foundation for Suicide Prevention.

HOME RUNS

- ◆ Led the team in home runs for the fourth consecutive season and sixth time in last seven seasons...17 homers were tied for third in the A.L. and tied for fourth in the Majors.
- ◆ Clubbed 300th home run of career Sept. 5 vs. Houston (Game 1)...Homer set a new franchise record, surpassing Tim Salmon's previous mark of 299...Home run came in 1,235th career game...The 300 home runs are tied with Jose Canseco for the 9th most in A.L. history through a players first 1,235th game (1st, Juan Gonzalez, 335).

2019

- ◆ Completed ninth big league season (eighth full) with the **Angels** by capturing his third career American League Most Valuable Player Award (2019, 2016 & 2019)...Finished 20 points ahead of second-place finisher Alex Bregman (335)...Garnered 17 first-place votes and 13 second-place votes.
- ◆ Became the 11th player in Major League history to capture MVP honors three times and sixth American Leaguer to do so...The honors were the fifth won by a Halo (Baylor, 1979 and Guerrero, 2004)...*For more info, see Career Summary section.*
- ◆ Led the American League in on-base percentage for the fourth straight year and OPS for the third consecutive season...Also finished the Junior Circuit's Top 10 in home runs (2nd), runs (16th), RBI (9th), slugging (1st) and walks (2nd).
- ◆ Tabbed as a Louisville Silver Slugger for the seventh time in career...*For more info, see Career Summary Section.*
- ◆ Named an American League All-Star for the eighth consecutive season...*For more info, see All-Star Game section below.*
- ◆ Agreed to a historic 12-year contract extension with the Angels on March 20th.

HOME RUNS

- ◆ Clubbed a career-high 45 home runs...The homers were the second-most in Club history, trailing only Troy Glaus' 47 in 2000...Also marked the most by a Major League center fielder since Andruw Jones' 51 in 2005 and most by an A.L. center fielder since Ken Griffey Jr. in 1999 (48 HR).
- ◆ Set the franchise record for first-half home runs (28 HR), surpassing the previous mark of 26 set by Garret Anderson in 2000 and Mike Trout and Albert Pujols in 2015.
- ◆ Tallied sixth career 30-HR season, establishing a new club record...Previous record was five seasons (Trout, Salmon).

RBI

- ◆ Collected 104 RBI, second-most in a single season of Trout's career.
- ◆ Drove in 100 runs for the third time, becoming the fifth player in Club history to reach the mark at least three times: Albert Pujols, Vladimir Guerrero, Troy Glaus and Garret Anderson.

RUNS

- ◆ Reached the century mark in runs scored for the seventh time in career...Is just the fifth player all-time (3rd in A.L. history) with seven 100-run campaigns prior to their age-28 season: Alex Rodriguez (8 seasons), Hank Aaron (7), Mickey Mantle (7) and Mel Ott (7).
- ◆ Is the only player in Club history with more than two 100-run seasons...903 career runs scored rank third in franchise history.

WALKS

- ◆ 110 walks ranked second in the American League.
- ◆ Reached the century mark in walks for the fourth time in career...Became the ninth player in A.L. history with four 100-walk campaigns prior to their age-28 season...No other Angel in franchise history had more than two such seasons.

LIKE MIKE

Most 25+ HR campaigns in the American League through age 27 season

| Player | Seasons | Team |
|----------------|-------------|---------|
| Mike Trout | 8 (2012-19) | LAA |
| Alex Rodriguez | 7 (1994-03) | SEA/TEX |
| Jimmie Foxx | 7 (1925-35) | PHA |

200-HR/900-R PRIOR TO AGE-28 SEASON

| Player | HR/R | Teams |
|----------------|----------|------------|
| Mike Trout | 285/903 | LAA |
| Alex Rodriguez | 345/1009 | SEA/TEX |
| Mickey Mantle | 280/994 | NY Yankees |
| Jimmie Foxx | 302/975 | PHA |



ALL-STAR GAME

- ◆ Named a starter for the American League All-Star team...Extended his Angels record with eight overall All-Star selections and passed Rod Carew for the Club record with seven selections via fan voting...For more info, see *Career Summary* section.

2018

- ◆ In eighth big league season (seventh full) with the **Angels**, finished second in the A.L. Most Valuable Player voting to Boston's Mookie Betts...Marked seventh time in seven full seasons finishing in the Top 4 and sixth time placing first or second (won in 2014 and 2016)...Is one of four players to finish second in the MVP vote at least four times during their careers: Stan Musial (4), Ted Williams (4) and Albert Pujols (4)...According to ELIAS, is one of three players to finish in the Top 3 of the MVP voting six times in a seven-year span, joining Yogi Berra and Albert Pujols.
- ◆ Finished in the Top 10 for the American League in several offensive categories including average (.312, 4th), on-base percentage (.460, 1st), slugging (.628, 3rd), runs (101, 9th), home runs (39, T-4th), stolen bases (24, 9th), walks (122, 1st) and intentional walks (25, 1st).
- ◆ Awarded a Louisville Silver Slugger for the sixth time in career...For more info, see Career Summary Section.
- ◆ Per MLB, was the 11th-most popular player jersey according to sales on MLBShop.com.

WALK'IN CLINIC

Trout is just the 13th player to lead the American League in walks in three different seasons and first since Jason Giambi ('00, '01, '03 & '05).

HOME RUNS

- ◆ Logged 39 home runs, the second-most of career (41 HR in 2015)...Marked third 35+ home run season, the most in franchise history.
- ◆ Joined Alex Rodriguez, Jimmie Foxx, Jose Canseco and Joe DiMaggio as the only players in American League history to hit 30 home runs five-or-more times before their age-27 season...Also joined Alex Rodriguez and Mickey Mantle as the only A.L. players all-time to amass seven seasons of 20+ home runs prior to their age-27 season.

RBI

- ◆ Drove in 79 RBI in 140 games...Was the fourth player in baseball history and first in franchise annals to log 35+ home runs and drive in fewer than 80 RBI.

RUNS

- ◆ Reached the century mark in runs scored for the sixth time in career...Is just the seventh player all-time (3rd in A.L. history) with six 100-run campaigns prior to their age-27 season: Alex Rodriguez (7 seasons), Albert Pujols (6), Hank Aaron (6), Mickey Mantle (6), Mel Ott (6), Bill Dahlen (6).
- ◆ Six career 100-run seasons are the most in franchise history...No other player has more than two...793 career runs scored rank fifth in franchise history.

STOLEN BASES

- ◆ Stole 20+ bases for the fifth time in six Major League seasons...One of two players all-time to log four seasons of 25 home runs and 20 stolen bases prior to their age-27 campaign: Darryl Strawberry.

WALKS

- ◆ Led the Junior Circuit in walks (122) for the third time (also, 2013 and 2016)...For more info, see chart to right.
- ◆ Set a new single-season franchise record for walks, breaking his old mark of 116 set in 2016...The 122 walks were tied for the eighth-most by a center fielder all-time (since 1871) and the most since Lenny Dykstra's 129 in 1993 with the Phillies.
- ◆ Reached 100 walks, 25 HR and 20 steals in a season for the third time in career (2013 & 2016)...Joins Barry Bonds (7 times), Bobby Abreu (3) & Jeff Bagwell (3) as the only players ever to do so at least three times in career.

FIRST HALF

- ◆ Connected for 25 home runs prior to the All-Star Break, one shy of tying the Club record for homers prior to the Midsummer Classic.
- ◆ Joined Jeff Bagwell as the only players ever with 25 home runs, 10 stolen bases and 75 walks prior to the All-Star Break...Also joins Frank Robinson and Eddie Mathews as the only players to hit 25+ home runs in seven seasons prior to their age-27 campaign.
- ◆ Drew 84 walks in the first half...Set the franchise record for first half walks (previous, 62 BB by Brian Downing in '87 and Tim Salmon in '00)...The 84 free passes were the most by an A.L. player before the break since Frank Thomas (84 BB) in 1994.
- ◆ Joined Joe Morgan (1974) as the only players ever to amass 100 H, 80 BB and 15 SB prior to the All-Star Break.

ALL-STAR GAME

- ◆ Named to the American League All-Star team, starting the game in center field...Went 1-for-2 with a home run, an RBI, run scored and a walk...Marked second career home run in the All-Star Game.
- ◆ Nominated as an All-Star for the seventh time in career and a starter for the sixth consecutive season...Set franchise record for most All-Star Game selections and joined Rod Carew (1979-84) as the only Halos to be selected as a starter in six consecutive Midsummer Classics...For more info, see Career Summary Section (eighth bullet point).



DEFENSE

- ◆ One of five Major Leaguers to post a 1.000 fielding percentage (min. 108 G)...Last error came April 6, 2017 (250 consecutive games) and has made just one error in last 336 tilts (spans to June 28, 2016).
- ◆ Per Fangraphs.com, eight defensive runs saved led American League center fielders while his 4.0 UZR was second.

2017

- ◆ Completed seventh big league season (sixth full) with the **Angels** and finished in the Top 10 for the American League in several offensive categories including average (.306, 6th), on-base percentage (.442, 1st), slugging (.629, 1st), walks (94, 3rd) and intentional walks (15, 1st).
- ◆ Finished fourth in the American League Most Valuable Player voting with 197 points, 208 behind winner Jose Altuve...Marks first season finishing outside the Top 2 of the MVP race.
- ◆ Missed 39 games after suffering left thumb ligament injury...Marked first career trip to the D.L...Sustained injury May 28 in Miami sliding into second base...Underwent surgery May 31 to repair torn ulnar collateral ligament and dorsal capsule...At the time of the injury, ranked second in the A.L. in average, third in runs, second in home runs, fourth in RBI, first in walks, first in slugging, first in on-base percentage and first in extra-base hits.
- ◆ Tabbed as an A.L. All-Star for the sixth straight season...Named a starter for the fifth straight campaign...For more info, see Career Summary Section (eighth bullet point).
- ◆ Per MLB, was the 10th-most popular player jersey according to sales on MLBShop.com.

HOME RUNS

- ◆ Hit 200th career home run Sept. 29...Only eighth player in Major League history with 200 home runs before age-26 season: Alex Rodriguez (241), Eddie Mathews (222), Jimmie Foxx (222), Mel Ott (211), Mickey Mantle (207), Frank Robinson (202) and Albert Pujols (201).
- ◆ Joined Alex Rodriguez, Jimmie Foxx, Jose Canseco and Joe DiMaggio as the only players in American League history to hit 30 home runs four-or-more times before their age-26 season.
- ◆ On April 25, homered for the 174th time, passing Vladimir Guerrero for sole possession of fifth in franchise history.
- ◆ Homered on Opening Day for the third time in career and the third time in his last four Opening Day games...Joined Tim Salmon as the only Angels in franchise history to homer in three different Opening Day games.

RBI

- ◆ Drove in 72 RBI in 114 games...Is the sixth player in franchise history to drive in 70 runs while playing 115 games or less and first since Garret Anderson in 2007 (70 RBI in 108 G).
- ◆ Tallied 500th career RBI April 11...Became just the 13th player all-time to tally 500 RBI and 600 runs before his age-26 season and just the sixth in A.L. history, joining Alex Rodriguez, Mickey Mantle, Jimmie Foxx, Joe DiMaggio and Ty Cobb.

RUNS

- ◆ Despite DL stint, scored a team-leading 92 runs, which were tied for 16th in the American League...Was the first A.L. player to score 90+ runs in 115 games or fewer in non-strike-shortened season since Billy Goodman (91 R in 110 G) in 1950.

STOLEN BASES

- ◆ Stole 20+ bases for the fourth time in six Major League seasons...One of two players all-time to log four seasons of 25 home run and 20 stolen bases prior to their age-26 campaign: Darryl Strawberry.

WALKS

- ◆ Led the Junior Circuit with 15 intentional walks and ranked third with 94 base on balls.
- ◆ Became the first player since Ferris Fain and Ted Williams in 1955 to walk 90+ times in 115 games or less in non-strike-shortened season and just the fifth ever to accomplish the feat.

2016

- ◆ Named the American League's Most Valuable Player as voted on by the Baseball Writers' Association of America (BBWAA) after leading the Majors in runs (123), walks (116) and OBP (.441) and ranking in the Top-10 in several of the A.L.'s offensive categories including average (5th), triples (T-10th), steals (T-2nd) and slugging (.550; 4th).
- ◆ Received his second MVP award (unanimous winner in 2014) after garnering 19 first-place votes, eight second-place votes and one third-place vote, for a total of 356 points, 45 points ahead of second-place finisher Mookie Betts of the Boston Red Sox (311 points)...For more MVP info, please see Career Summary section.
- ◆ Won fifth consecutive Louisville Silver Slugger Award...For more info, see Career Summary section.

JERSEY BOYS

Trout is one of three players born in the state of New Jersey to win the MVP Award.

| Player | Year | Club |
|-------------------|----------------------|---------------------------|
| Joe Medwick | 1937 | St. Louis Cardinals |
| Don Newcombe* | 1956 | Brooklyn Dodgers |
| Mike Trout | '14, '16, '19 | Los Angeles Angels |

* Won MVP and Cy Young



- ◆ Became the first player to lead the A.L. in walks and runs since Trout did so in 2013 (prior to Trout, the last player to lead the A.L. in both categories was Frank Thomas in 1994).
- ◆ Finished the season as one of two American Leaguers to post a .300/.400/.500 slash line (David Ortiz).
- ◆ Joined Ty Cobb (1915) as the only players ever to hit .315, walk 115 times, score 120 runs and steal 30 bases.
- ◆ According to STATS, this year became the second-youngest player with 25 HR, 25 SB and 100 BB in a season...Youngest was Trout in 2013.
- ◆ Became the 12th player in American League history to log a 100-R/100-BB/ 100-RBI season prior to their age-25 campaign: Ted Williams (2 times), Troy Glaus (2), Frank Thomas (2), Mickey Mantle (2), Jimmie Foxx (2), Lou Gehrig (2), Alex Rodriguez (1), John Olerud (1), Reggie Jackson (1), Charlie Keller (1) and Babe Ruth (1).

HOME RUNS

- ◆ Reached the 25-home run mark for the fifth straight season, joining Vladimir Guerrero as only Angels to do so.
- ◆ Tallied 15 home runs in the first half of the season for the fourth consecutive year...Is one of six players all-time with four seasons of 15+ homers before the Midsummer Classic before age-25-season or younger: Miguel Cabrera (2004-07), Albert Pujols (2001-04), Alex Rodriguez (1996-00), Orlando Cepeda (1958-62), and Jimmie Foxx (1929-32).

RBI

- ◆ Logged 100th RBI in final at-bat of the season...Eclipsed the 100-RBI mark for the second time in career (111 in 2014).

RUNS

- ◆ Paced the Majors with 123 runs scored...Marked second time in career leading the Majors in runs scored (129 R in 2012) and the fourth time leading the A.L. (2012-14).
- ◆ The 123 runs were the third-most scored by an Angel in a single season, trailing only Trout's franchise-record 129 runs in 2012 and Vladimir Guerrero's 124 runs in 2004.
- ◆ Scored at least 50 runs before the All-Star break for the fifth consecutive season...Joins Alex Rodriguez as the only players to ever accomplish the feat prior to their age-25 season.

RUN WILD

Trout is just the fourth player in MLB history to lead either league in runs four times (2016 & 2012-14) in a five year-span, joining Babe Ruth, George Burns and Mickey Mantle.

WALKS

- ◆ Led the Majors in walks...The 116 walks set a new franchise record, surpassing Tony Phillips' previous mark of 113 in 1995.
- ◆ With 110 walks in 2013, is the 10th player in American League history to record two, 100-walk seasons prior to his age-25 campaign: Rickey Henderson (3 times), Mickey Mantle (3), Ted Williams (3), Troy Glaus (2, with Angels), Frank Thomas (2), Eddie Yost (2), Charlie Keller (2), Jimmie Foxx (2) and Lou Gehrig (2).

TED TALK

After pacing the A.L. in walks and runs scored in both 2013 and 2016, Trout became the first player since Ted Williams to lead his league in both categories multiple times.

SABERMETRICS

- ◆ Posted a Major League-leading 10.6 Wins Above Replacement (WAR), the second-highest mark of career (10.8 in 2012).
- ◆ Led the American League for the fifth consecutive year, becoming the first player to lead his league WAR for five straight seasons since Babe Ruth.
- ◆ According to *Baseball Reference*, led the league in runs created (148) for the fourth consecutive season...Finished the year leading Jose Altuve (2nd in A.L.) by 13 RC, the largest differential between first and second in A.L. since 2006.

2015

- ◆ Finished in the Top 10 of several of the American League's offensive categories including average (9th), runs (3rd), home runs (T-3rd), walks (92, 3rd), OBP (2nd) and slugging (1st)...One of two Angels to ever lead the league in slugging percentage, joining Bobby Grich in 1981 (.543).
- ◆ Finished second in the A.L. MVP race...Garnered 304 points (seven first-place votes), 81 points behind Toronto's Josh Donaldson...Marked fourth consecutive season finishing in the Top 2 of the A.L. MVP race...Joined Yogi Berra as the only players to accomplish the feat...Is one of five players to finish second in the MVP vote at least three times during their careers: Stan Musial (4 times), Ted Williams (4), Albert Pujols (4) and Mickey Mantle (3).

HOME RUNS

- ◆ One of 11 American Leaguers to hit 40 home runs in a season prior to their age 24-year-old campaign and first Angel since Troy Glaus did so in 2000 (47 HR).
- ◆ Hit 26 home runs prior to the All-Star Break, tying the franchise record...One of six A.L. players with 25 homers before the All-Star break in their age 23-year-old season or younger...2015 marks second season with at least 20 home runs prior to Midsummer Classic, joining Albert Pujols (2001-03), Jose Canseco (1986 and 1988) and Eddie Mathews (1955 & 1953) as the only players to accomplish the feat prior to their age-24-year-old season. He and Albert Pujols were just the fourth pair of teammates to log 25 home runs before the All-Star break and first since Ken Griffey Jr. and Alex Rodriguez did so for the Mariners in 1998.
- ◆ For second straight season, homered in first at-bat of the season (both came vs. Felix Hernandez).



ALL-STAR GAME

- ◆ Tabbed an All-Star appearance for fourth time in his career (fourth full season)...Went 1-for-3 with a home run, a walk and two runs scored en route to capturing second career All-Star Game MVP award (also, 2014)...Was the first player ever to win the award in consecutive seasons and just the fourth to be named the Midsummer Classic MVP multiple times in his career.
- ◆ Hit sixth leadoff home run in All-Star Game history and first since Bo Jackson in 1989 at Anaheim Stadium...With a single in 2012, a double in 2013, a triple in 2014 and a homer in 2015 (all in his first at-bat of the game), joined Lou Whitaker, George Brett and Ted Williams as the only players to tally an All-Star Game cycle during their career.

FIELDING

- ◆ Played flawless defense in 156 games in center field (1362.2 innings)...Was the first Angels center fielder to play at least 150 games in a single season without committing an error and just the second Halo outfielder to do so (Brian Downing in 1982)...Was the first American League center fielder to accomplish the feat since Curtis Granderson in 2012 and just the fourth (fifth occurrence) to do so since 2000.

MISC

- ◆ One of seven players all-time to score 100 runs, tally 40 home runs and steal 10 bases in an age-23-year-old season or younger: Troy Glaus in 2000, Alex Rodriguez in 1999 and 1998, Ken Griffey Jr. in 1993, Jose Canseco in 1988, Reggie Jackson in 1969 and Orlando Cepeda in 1961.
- ◆ Named the American League Player of the Month for July...His 12 homers led the Majors while the 24 RBI were tied for first...12 home runs marked the most hit in a single month in his career and tied a franchise record for home runs in the month of July.

2014

- ◆ Named unanimous winner of American League Most Valuable Player Award as voted on by the Baseball Writers' Association of America (BBWAA) after batting .287 (173/602) with 39 doubles, nine triples, 36 home runs, 111 RBI, 83 walks, 16 stolen bases and 115 runs scored with **Angels**...Third Halo to win the award, joining Vladimir Guerrero (2004) and Don Baylor (1979).
- ◆ Tallied a total of 420 points (all 30 first-place votes) and finished 191 votes ahead of second-place finisher Victor Martinez...Just 17th unanimous winner (18th occurrence) in MVP voting process (10th in A.L. history) and youngest ever to accomplish the feat.
- ◆ Set career highs in home runs and RBI while matching a career best in doubles and triples.
- ◆ Ranked in Top 10 in several A.L. offensive categories including runs (115, 1st), RBI (111, 1st), extra-base hits (84, 1st), triples (9, 3rd), slugging percentage (.561, 3rd), walks (83, 4th), home runs (36, T-4th), doubles (39, 6th), OBP (.377, 7th).
- ◆ Finished fourth player since 1901 with 115 runs scored, 35 doubles, five triples and 35 home runs in his age-22 season or younger: Alex Rodriguez in 1998, Joe DiMaggio in 1937 and Hal Trosky in 1934.

AWARDS

- ◆ Named to third consecutive All-Star game, fourth A.L. outfielder with three All-Star selections before turning 23, joining Mickey Mantle, Al Kaline and Ken Griffey Jr....Named as Ted Williams Most Valuable Player of Midsummer Classic after going 2-for-3 with a double, triple, two RBI and a run scored...Joined Ken Griffey Jr. in 1992 and Ted Williams in 1941 to have multiple extra-base hits in an All-Star Game before turning 23...At 22 years, 342 days old, is second-youngest player to win award, behind only Ken Griffey, Jr. (1992) at 22 years, 236 days...Fourth Angel to win award, joining Leon Wagner (1962), Fred Lynn (1983) and Garret Anderson (2003).
- ◆ Finished first half of season batting .310 (107/345) with 26 doubles, five triples, 22 home runs, 73 RBI and 65 runs scored...Since 1914, is one of five players to log 25 doubles, 20 home runs and 5 triples before All-Star break: Duke Snider in 1954, Chuck Klein in 1932, Chick Hafey in 1929 and Lou Gehrig in 1927.
- ◆ Won third consecutive Louisville Silver Slugger Award (for more info, see Career Summary section).

ALL-STAR REGISTRY

2-time All-Star Game MVPs

| Player | Years |
|----------------|-------------|
| Willie Mays | 1963 & 1968 |
| Steve Garvey | 1974 & 1978 |
| Gary Carter | 1981 & 1984 |
| Cal Ripken Jr. | 1991 & 2001 |
| Mike Trout | 2014 & 2015 |

ALL-STAR AND LEAGUE MVPs IN SAME SEASON

| Player | Seasons | Club |
|----------------|---------|----------------------|
| Maury Wills | 1962 | Los Angeles Dodgers |
| Willie McCovey | 1969 | San Francisco Giants |
| Steve Garvey | 1974 | Los Angeles Dodgers |
| Roger Clemens | 1986 | Boston Red Sox |
| Cal Ripken Jr. | 1991 | Baltimore Orioles |
| Mike Trout | 2014 | Los Angeles Angels |

SO GOOD, SO YOUNG

Youngest MVPs in baseball history

| Player | Year | Club | Age |
|----------------|------|------|-------------------|
| Vida Blue | 1971 | OAK | 22 yrs., 64 days |
| Johnny Bench | 1970 | CIN | 22 yrs., 298 days |
| Stan Musial | 1943 | STL | 22 yrs., 316 days |
| Cal Ripken Jr. | 1983 | BAL | 23 yrs., 39 days |
| Mike Trout | 2014 | LAA | 23 yrs., 52 days |

MIKE TROUT



HOME RUNS

- ◆ One of eight players (ninth occurrence) in A.L. history to log a 35-homer campaign prior to their age-23 season: Alex Rodriguez (1996 and 1998), Juan Gonzalez (1992), Boog Powell (1964), Ted Williams (1941), Joe DiMaggio (1937), Hal Trosky (1934) and Jimmie Foxx (1930).
- ◆ First Angel with 35-or-more home runs since Vladimir Guerrero in 2004.
- ◆ Hit game-tying grand slam June 6 in bottom of 8th off Chris Sale...Marked second career grand slam...Was the second grand slam in club history to tie a game in the 8th inning or later (also, Mark Ryhal, Sept. 10, 1987 vs. TEX).
- ◆ Homered in first at-bat of the season...Was 49th home run hit by a Halo on Opening Day...Home run also marked 400th career hit.

RBI

- ◆ Led American League with 111 RBI and established a new career high (97 RBI in 2013)...Just second Halo to lead league in runs batted in: Don Baylor (139 in 1979).
- ◆ First Angel with at least 110 RBI since Vlad Guerrero in 2007 (125)...Is one of three Angel center fielders with 100 RBI seasons: Garret Anderson in 2000 (117 RBI) and Jim Edmonds in 1995 (107).

BATTING SECOND

- ◆ Is one of five players all-time with 35 HR and 105 RBI batting 2nd: Eddie Matthews – 46, 114 in 1959; Alex Rodriguez – 38, 114 in 1998; Jay Bell – 38, 111 in 1999 and Aaron Hill – 36, 108 in 2009.
- ◆ One of nine players all-time to drive in 100 runs from the No. 2 slot in the order and first since Aaron Hill's 108 in 2009.

2013

- ◆ Ranked in the A.L. top 10 in several offensive categories including: average (.323, 3rd), hits (190, T-4th), runs (109, 1st), doubles (39, T-7th), triples (9, 2nd), RBI (97, 9th), walks (110, 1st), slugging (.557, 4th), OBP (.432, 2nd) and stolen bases (33, 8th)...First Major Leaguer to lead league in walks and runs scored since Jeff Bagwell in 1999 with Houston and first A.L. player to do so since Frank Thomas in 1994.
- ◆ Also first player in A.L. history with 25 home runs, 30 stolen bases and 100 walks in a single season.
- ◆ Joined Ty Cobb (1915) and Lenny Dykstra (1993) as only players since 1900 to tally 190 hits, 100 walks, and 30 stolen bases in a season.
- ◆ Set a new franchise record by reaching base safely 309 times...Also broke Rickey Henderson's mark (301) for times on base by a player in his age-21 or younger season.
- ◆ Became second-youngest player with 25 home runs and 30 stolen bases in a season...Only player younger was Trout himself in 2012.

WALKS

- ◆ Led A.L. in walks with 110...Third-youngest player (22 yrs. 53 days) to lead a league in free passes since 1900: Donie Bush, 1901, 21 yrs., 360 days led the A.L. and Joe Morgan, 1965, 22 yrs., 14 days led the N.L.
- ◆ According to STATS, was the fourth-youngest A.L. player to draw 100 walks, trailing only Ted Williams (21 yrs. 23 days in 1939), Rickey Henderson (21 yrs. 259 days in 1980) and Jimmie Foxx (21 years, 341 days in 1929).
- ◆ Joined John McGraw, Jimmie Foxx, Mel Ott, Ted Williams and Rickey Henderson as the only players to collect at least 100 walks in their age-21 or younger season.

RUNS

- ◆ Led the American League in runs scored (109) for the second straight season...Was the first player to lead either league in runs in consecutive campaigns since Albert Pujols in 2009 and 2010 and the first Angel ever to accomplish the feat.

MISC

- ◆ For the second straight season, led the Majors in WAR (Wins Above Replacement)...By Fangraphs WAR, his 10.4 WAR in 2013 and his 10.0 WAR in 2012 make him the eighth player in MLB history to post 10 WAR in back-to-back seasons, joining Ty Cobb, Babe Ruth, Rogers Hornsby, Ted Williams, Mickey Mantle, Willie Mays and Barry Bonds.
- ◆ Finished the first half batting .322 (119/370) with 65 runs scored, 29 doubles, eight triples, 15 HR and 59 RBI...Joined Lou Gehrig (1927), Chuck Klein (1932) and Duke Snider (1954) as the only Major Leaguers since 1916 to have at least 25 doubles, five triples, 15 home runs and 115 hits before the All-Star break.
- ◆ Played 300th career game Aug. 17...Joined Ted Williams and Wade Boggs as the only players since 1935 with at least 360 hits and 150 walks in their first 300 games...Also joined Joe DiMaggio, Ernie Banks, Willie Mays and Nomar Garciaparra as the only Major Leaguers to log 15 triples and 55 home runs in their first 300 tilts.
- ◆ For the second straight season, named by *Baseball America* as the Major League Player of the Year.

LOOK-ALIKES

Players with 350 H, 200 R and 175 BB before their age-22 season

| Player | Years | Hits / Runs / Walks |
|-----------------|-----------|---------------------|
| Jimmie Foxx | 1925-1929 | 372 / 241 / 178 |
| Mel Ott | 1926-1930 | 570 / 359 / 203 |
| Ted Williams | 1939-1940 | 378 / 265 / 203 |
| Mickey Mantle | 1951-1953 | 398 / 260 / 197 |
| Al Kaline | 1953-1956 | 540 / 268 / 175 |
| Ken Griffey Jr. | 1989-1991 | 478 / 228 / 178 |
| Mike Trout | 2011-2013 | 399 / 258 / 186 |

TROUTSTANDING

Youngest players to hit for cycle in A.L. history

| Player | Age | Season | Team |
|----------------|------------------|--------|----------|
| Mike Trout | 21 yrs. 288 days | 2013 | Angels |
| Alex Rodriguez | 21 yrs. 313 days | 1997 | Mariners |
| Jim Fregosi | 22 yrs. 115 days | 1964 | Angels |



OUTFIELDER

MIKE TROUT

2012

- ◆ In voting by BBWAA, named unanimous winner of American League Rookie of Year, becoming just second Angel to win award (Tim Salmon in 1993)...Received all 28 first-place votes, making him 18th unanimous selection in history of award and just eighth in A.L. history.
- ◆ Finished 2nd in voting for A.L. Most Valuable Player Award...Received six first-place votes and 281 total points...Highest finish by a rookie in MVP race since Ichiro Suzuki won award in 2001.
- ◆ Finished year in A.L.'s top five in several offensive categories including average (.2nd), runs scored (1st, led Majors), steals (1st, led Majors), slugging (.564, 3rd) and on-base percentage (.399, 3rd)...Became first player to hit above .320 with 30 HR and 125 runs scored since Albert Pujols in 2005 and first A.L. player to do so since Manny Ramirez in 1999 (w/ CLE).
- ◆ Became first player in Major League history to steal 45 bases, score 125 runs and hit 30 home runs in a single season...Also is only Major Leaguer to ever hit .320 or above with 30 homers and 45 steals in single campaign...Fell one stolen base shy of joining Barry Bonds and Eric Davis as only players to post a 30-HR/50-SB season.
- ◆ First rookie in MLB history to record a 30-HR/40-SB season...One of six rookies to hit .320 or above with 30 or more home runs: Hal Trosky -.330, 35 HR in 1934, Ted Williams -.327, 31 HR in 1939, Walt Dropo .322, 34 HR in 1950, Tony Oliva -.323, 32 HR in 1964 and Albert Pujols -.329, 37 HR in 2001.
- ◆ Missed first 20 games of Major League season after starting year with Triple-A **Salt Lake**...Recalled April 28 after batting .403 (31/77) with four doubles, five triples, a home run and 13 RBI in 20 games with Bees.

TROUT'S CLOUT

Age-20 season batting .320+ with 30 home runs

| Player | Season | Average / Home Runs |
|----------------|--------|---------------------|
| Mel Ott | 1929 | .328 / 42 HR |
| Ted Williams | 1939 | .327 / 31 HR |
| Alex Rodriguez | 1996 | .358 / 36 HR |
| Mike Trout | 2012 | .326 / 30 HR |

HOME RUNS

- ◆ His 30 HR from leadoff spot set new Angels franchise record... Since the start of 1974 season, his 30 home runs were tied with Nomar Garciaparra (30 HR in 1997) for most by a rookie leadoff hitter.
- ◆ With 30th home run (Sept. 30), joined Bobby Bonds (1977) as the only Angels to ever record a 30-HR/40-SB season...Was youngest player to ever reach 30 HR and 30 SB in a season (age 21).

RUNS

- ◆ Led Majors with 129 runs...Became youngest player ever to lead A.L. in runs (21 years, 57 days).
- ◆ With his 125th run scored Sept. 28, set a new Angels single-season record, passing Vlad Guerrero's mark of 124 runs in 2004.
- ◆ Had a streak of 15 consecutive games with a run scored from July 5-23...Tied longest such streak by an MLB rookie, set by Roy Hartsfield with Boston Braves in 1950 - ELIAS.

STOLEN BASES

- ◆ With his 49 stolen bases, became first Halo to lead Majors in steals since Chone Figgins' 62 in 2005...On August 23, became youngest player to steal at least 40 bases in a season since Ty Cobb in 1907.
- ◆ Successful on 49 of 54 stolen base attempts (90.7%)...90.7% success rate is tops in franchise history (min. 50 attempts).

DEFENSE

- ◆ Posted .988 fielding percentage in outfield, including a .993 showing in center...Robbed approximately four home runs in 2012, becoming one of four players since 2004 to have four robberies in a season: Nook Logan (2005 Tigers), Gary Matthews Jr. (2006 Rangers) and Adam Jones (2009 Orioles)...According to FanGraphs, saved 22 runs on defense which ranked fifth in Majors.

PRE-ALL-STAR BREAK

- ◆ Hit .341 (88/258) with 15 doubles, 12 home runs, 40 RBI and 26 stolen bases in 64 games before All-Star break...Finished first half leading A.L. in average...According to ELIAS, was first A.L. rookie to lead league in average at the break since Jim Gentile in 1960 (.328).
- ◆ Became first player in franchise history to steal 25 bags and hit 10 home runs before break.

MISC

- ◆ Trout's 10.7 Wins Above Replacement (WAR) was best for any player since Barry Bonds' back-to-back seasons of 11.6 (2001-03)...Only three players 25 or younger posted a better WAR: Babe Ruth - 11.6 in 1920 (age 25), Lou Gehrig - 11.5 in 1927 (age 24), Mickey Mantle - 11.1 in 1957 and 11 in 1956 (age 24 and 25)...The last center fielder to post a 10.5 WAR or higher was Willie Mays with 10.9 in 1965.
- ◆ Hit .353 with 18 HR and 31 stolen bases by the end of July, joining Rickey Henderson (.352, 16 HR, 47 SB in 1985) as only two players in Major League history to hit .350 or above with 15+ HR and 30 or more SB before August 1.

RUN, ROOKIE!

Most runs scored by an A.L. rookie

| Player | Runs | Games | Year |
|-----------------|------|-------|------|
| 1. Joe DiMaggio | 132 | 138 | 1936 |
| 2. Ted Williams | 131 | 149 | 1939 |
| 3. Mike Trout | 129 | 136 | 2012 |

FISH TALE

Prior to Trout's call-up on Apr. 28, the Angels posted a 6-14 record, tied for the 28th-best record in baseball and were averaging 3.7 runs per game... From Apr. 28 on, the club went 83-59, the second-best record in the A.L. (0.5 GB) and averaged 4.9 runs per game.

MIKE TROUT



- ◆ After his first 81 games of season (on July 31), had scored 80 runs and driven in 55 RBI...The last rookie to do so was Joe DiMaggio (87, 83) in 1936 – ELIAS...Only one other player since 1920 has had as many hits (116), RBI (55) and SB (31) in his first 81 games of a season as Trout has had through his first 81 – George Sisler in 1922, per ELIAS.
- ◆ Set A.L. record for July home runs by a rookie (10).

AWARDS

- ◆ Honored by *Baseball America* as its 2012 Player of the Year and Rookie of the Year...Became first player to win both awards in same season, and first Angel to win either award.
- ◆ Voted by his teammates as Club's team MVP...Joins Bobby Knoop (1964), Tim Salmon (1993), and Mark Trumbo (2011) as only rookies to win award.
- ◆ Participated in his first career All-Star Game July 10, going 1-for-1 with a walk and a stolen base...Became youngest player to collect a hit in an All-Star Game since Al Kaline in 1955...Was seventh-youngest A.L. position player in history of the Midsummer Classic, including fifth-youngest A.L. All-Star outfielder.
- ◆ Named both A.L. Player of the Month and Rookie of the Month for July...First A.L. position player to win both awards in same month.
- ◆ Received American League Rookie of Month honors in May, June, July and August...First rookie ever to win award in four consecutive months and first to receive honor four times in a season since Ichiro Suzuki in 2001.
- ◆ Nominated for *Sports Illustrated's* Sportsman of the Year.

PRIZED TROUT

Notable awards for Trout in 2012...

A.L. Rookie of the Year

Louisville Silver Slugger

Oscar Charleston Award (A.L.)

BBWAA's Angels Team MVP

A.L. Player of the Month for July

Angels Team MVP

Baseball America's Player of the Year

A.L. Outstanding Rookie - Player's Choice Awards

MLBPAA overall Heart and Hustle Award recipient

A.L. Rookie of the Month - May, June, July & Aug.

A.L. All-Star

Baseball America's Rookie of the Year*Sporting News's* A.L. Rookie of the Year

Wilson's Defensive Player of the Year

Co-A.L. Player of the Week (June 10)

2011

- ◆ Had contract selected by Angels July 8 and made MLB debut as starting center fielder (0/3) that evening...At age 19 years, 335 days, was youngest player to make MLB debut for Angels since May 30, 1971, when Andy Hassler debuted at age 19 years, 224 days...Third-inning bunt single off Michael Pineda July 9 vs. Seattle marked first Major League hit...RBI single in 6th July 15 at Oakland marked first career RBI...Hit first MLB HR (3-run) July 24 at Baltimore in front of several family members and friends in attendance from New Jersey...Two weeks shy of his 20th birthday, became third teenager to homer for Angels, joining Ed Kirkpatrick and Aurelio Rodriguez.
- ◆ Hit two home runs August 30 at Seattle (2/4, 3 R, 2 HR, 5 RBI)...At 20 years and 23 days old, became youngest Angel with two HR in a game (previously Tom Brunansky at 20 years, 234 days in 1981).
- ◆ Participated in the Arizona Fall League after season.

POSTSEASON SUMMARY

- ◆ Made postseason debut in **2014** vs. Kansas City...Started all three games in center field...Went 1-for-12 (.083) with a home run, RBI and a run scored...Connected for solo home run in the first inning of Game 3...Gave the Angels their only lead of series...At 23 years, 59 days old, became youngest Angel to homer in the postseason, surpassing Dick Schofield's previous mark of 23 years, 323 days (homered in Game 3 of the ALCS vs. Baltimore).

DIVISION SERIES TOTALS

| Year | Club, Opp | AVG | G | AB | R | H | 2B | 3B | HR | RBI | SH | SF | HBP | BB | IBB | SO | SB | CS | GDP | SLG | OBP | E |
|-------|-----------|------|---|----|---|---|----|----|----|-----|----|----|-----|----|-----|----|----|----|-----|------|------|---|
| 2014— | LAA, KC | .083 | 3 | 12 | 1 | 1 | 0 | 0 | 1 | 1 | 0 | 0 | 0 | 3 | 0 | 2 | 0 | 1 | 0 | .333 | .267 | 0 |

NOTABLE MINOR LEAGUE AWARDS AND HONORS

- ◆ **2011** *Baseball America's* 2011 Minor League Player of Year...*Sporting News's* Minor League Player of the Year...*Topps* Double-A All-Star...Texas League Mid-Season and Post-Season All-Star...MiLB.com Organizational All-Star...Arizona League Rising Stars Game...*Baseball America* Minor League All-Star...MLB Futures Game Selection.
- ◆ **2010** Midwest League Most Valuable Player...Prospect of the Year in both the California and Midwest Leagues...Midwest League Mid-Season and Post-Season All-Star...MiLB.com Organization All-Star...*Baseball America* Minor League All-Star...MLB Futures Game Selection...*Topps* Class-A All-Star...Selected to USA Baseball roster for the Pan American Games/World Cup Qualifying Tournament.
- ◆ **2009** Arizona League Post-Season All-Star.



CAREER TRANSACTIONS

- ◆ June 9, 2009...Selected by the **Angels** in the 1st round (25th overall) of the First-Year Player Draft.
- ◆ March 28, 2014....Signed six-year extension with the **Angels**.
- ◆ March 20, 2019....Signed 12-year extension with the **Angels**.

PERSONAL/MISC

- ◆ Michael Nelson Trout...On Twitter: @MikeTrout.
- ◆ He and wife Jessica (married Dec. 16, 2017) welcomed their first child, son Beckham Aaron Trout on July 30, 2020... Beckham's middle name is a tribute to Jessica's late brother, Aaron Cox...The Trout family welcomed their second son, Jordy Michael Trout, on June 30, 2024.
- ◆ Mike and Jessica have collaborated with the sports apparel brand Tiny Turnip to create a campaign titled "Your Game Isn't Over Yet..."Proceeds of sales from the campaign's exclusive shirtare donated in support of the American Foundation for Suicide Prevention.
- ◆ During 2021, was one of six Major League players featured in large photos outside of Major League Baseball's new headquarters in New York City...The building is located directly across the street from Radio City Music Hall.
- ◆ Was the focal point in MLB Network Presents documentary series, Mike Trout: Millville to MVP, which debuted in April 2017...In 2018, was the focus of an episode of ESPN's E60.
- ◆ Is an avid hunter in offseason...Also enjoys fishing, golfing, table tennis (ping-pong) and weather forecasting.
- ◆ Active participant in the Angels Baseball Foundation's monthly visits to the Children's Hospital of Orange County.
- ◆ Has appeared on cover of several major publications including Men's Health, Sports Illustrated & ESPN The Magazine.
- ◆ On July 24, 2015, the Club unveiled a life-size bobblehead of Trout to commemorate his MVP Award...The bobblehead currently sits on the Terrace Level near Section 221.
- ◆ In 2014, President Obama referred to Trout during a speech discussing the versatility of the farm bill..."It's like Mike Trout, for those of you who know baseball. It's somebody who's got a lot of tools and multitasks."
- ◆ During the 2014 season, Nike debuted the Nike Lunar Vapor Trout...Was the first baseball player to have his own signature Nike shoe since Ken Griffey Jr. in 1996 (Former Angel Bo Jackson also received a multidisciplinary shoe in 1990)...Company released the second edition in 2015, third in 2016, fourth in 2017, fifth in 2018, sixth in 2019, seventh in 2021, eighth in 2022, and ninth in 2023.
- ◆ Had scholarship to East Carolina University before being drafted by Angels...Switched from shortstop to outfield as a senior at Millville H.S. in New Jersey...Set the New Jersey high school record with 18 home runs as a senior...Tossed a no-hitter against Egg Harbor Township...At one point during career, tried to switch hit...Was an All-Conference basketball player and was the high school's quarterback and safety...In 2013, high school renamed their baseball field after him.
- ◆ Father, Jeff, played in Twins farm system after being drafted by Minnesota in the 5th round out of the University of Delaware...Prior to his retirement, Jeff Trout taught and coached football at Millville H.S.
- ◆ Originally signed by Angels scout Greg Morhardt...Morhardt played in minor leagues with Jeff Trout.

MISCELLANEOUS STATS

TWO-HR GAMES (26)

April 1, 2024 at MIA
June 11, 2022 vs. NYM
Aug. 10, 2020 vs. OAK
July 3, 2019 at TEX
Sept. 8, 2018 at CWS
June 11, 2018 at SEA
Sept. 17, 2015 at MIN
July 10, 2015 at SEA
June 17, 2014 at CLE

April 29, 2023 at MIL
May 10, 2022 vs. TB
Aug. 5, 2020 at SEA
June 19, 2019 vs. TOR
July 25, 2018 vs. CWS
Sept. 29, 2017 vs. SEA
July 26, 2015 vs. TEX
Apr. 17, 2015 at HOU
Aug. 30, 2011 at SEA

June 16, 2022 at SEA
April 23, 2022 vs. BAL
July 7, 2019 at HOU
April 5, 2019 vs. TEX
June 12, 2018 at SEA
Aug. 19, 2017 at BAL
July 8, 2015 at COL
Sept. 13, 2014 vs. TEX

CAREER GRAND SLAMS (6)

June 19, 2019 at TOR
July 26, 2015 vs. TEX

April 6, 2019 vs. TEX
June 7, 2014 vs. COL

Sept. 17, 2015 at MIN
Apr. 20, 2013 vs. DET

CAREER LEADOFF HOME RUNS (6)

April 23, 2024 vs. BAL
Sept. 8, 2012 vs. DET

Sept. 28, 2012 at TEX
Aug. 8, 2012 vs. BOS

Sept. 9, 2012 vs. DET
Aug. 18, 2012 vs. TB

CAREER WALK-OFF PLATE APPEARANCES (3)

July 17, 2015 vs. BOS (Solo HR; 9th)

July 4, 2014 vs. HOU (Solo HR; 9th)

May 15, 2014 vs. TB (3-run HR; 9th)



ALL-STAR GAME RECORD

| Year | Club, Site | AVG | G | AB | R | H | 2B | 3B | HR | RBI | SH | SF | HBP | BB | IBB | SO | SB | CS | GDP | SLG | OBP | E |
|--------|------------|-------|---|----|---|---|----|----|----|-----|----|----|-----|----|-----|----|----|----|-----|-------|-------|---|
| 2012 | A.L., KC | 1.000 | 1 | 1 | 0 | 1 | 0 | 0 | 0 | 0 | 0 | 0 | 0 | 1 | 0 | 0 | 1 | 0 | 0 | 1.000 | 1.000 | 0 |
| 2013 | A.L., NYM | .333 | 1 | 3 | 0 | 1 | 1 | 0 | 0 | 0 | 0 | 0 | 0 | 0 | 0 | 0 | 0 | 0 | 1 | .667 | .333 | 0 |
| 2014 | A.L., MIN | .667 | 1 | 3 | 1 | 2 | 1 | 1 | 0 | 2 | 0 | 0 | 0 | 0 | 0 | 0 | 0 | 0 | 0 | 1.667 | .667 | 0 |
| 2015 | A.L., CIN | .333 | 1 | 3 | 2 | 1 | 0 | 0 | 1 | 1 | 0 | 0 | 0 | 1 | 0 | 0 | 1 | 0 | 0 | 1.333 | .500 | 0 |
| 2016 | A.L., SD | .333 | 1 | 3 | 0 | 1 | 0 | 0 | 0 | 0 | 0 | 0 | 0 | 0 | 0 | 0 | 1 | 0 | 0 | .333 | .333 | 0 |
| 2017 | A.L., MIA | | | | | | | | | | | | | | | | | | | | | |
| 2018 | A.L., WAS | .500 | 1 | 2 | 1 | 1 | 0 | 0 | 1 | 1 | 0 | 0 | 0 | 1 | 0 | 0 | 0 | 0 | 0 | 2.000 | .667 | 0 |
| 2019 | A.L., CLE | .000 | 1 | 2 | 0 | 0 | 0 | 0 | 0 | 0 | 0 | 0 | 0 | 0 | 0 | 0 | 0 | 0 | 0 | .000 | .000 | 0 |
| 2021 | A.L., COL | | | | | | | | | | | | | | | | | | | | | |
| 2022 | A.L., LAD | | | | | | | | | | | | | | | | | | | | | |
| 2023 | A.L., SEA | | | | | | | | | | | | | | | | | | | | | |
| TOTALS | | .412 | 7 | 17 | 4 | 7 | 2 | 1 | 2 | 4 | 0 | 0 | 0 | 3 | 0 | 2 | 1 | 0 | 1 | 1.000 | .500 | 0 |

WORLD BASEBALL CLASSIC TOTALS

| Year | Club | AVG | G | AB | R | H | 2B | 3B | HR | RBI | SH | SF | HBP | BB | IBB | SO | SB | CS | GDP | SLG | OBP | E |
|------|---------------|------|---|----|---|---|----|----|----|-----|----|----|-----|----|-----|----|----|----|-----|------|------|---|
| 2023 | United States | .296 | 7 | 27 | 4 | 8 | 2 | 1 | 1 | 7 | 0 | 0 | 0 | 5 | 0 | 12 | 1 | 0 | 0 | .556 | .406 | 0 |

CAREER FIELDING

| POS | PCT | G | PO | A | E | TC | DP |
|-----|------|------|------|----|----|------|----|
| OF | .994 | 1432 | 3439 | 44 | 21 | 3504 | 12 |

TROUT'S CAREER HIGHS

| SEASON | GAME |
|---------------------|---------------------------------------|
| AVG .326 — 2012 | H 5 — Twice; last, 9/8/18 at CWS |
| H 190 — 2013 | HR 2 — 26 times; last, 4/1/24 at MIA |
| R 129 — 2012 | R 4 — 6 times; last, 8/29/20 vs. SEA |
| 2B 39 — 2014 & 2013 | 2B 3 — 5/26/18 at NYN |
| HR 45 — 2019 | RBI 7 — 6/19/19 at TOR |
| RBI 111 — 2014 | SB 3 — 3 times; last, 8/6/12 at OAK |
| SB 49 — 2012 | Hit Streak 17 — Apr. 17 - May 5, 2017 |





OUTFIELDER

TAYLOR WARD



3

BATS
RIGHTTHROWS
RIGHTHEIGHT
6-1WEIGHT
200

BORN: DEC. 14, 1993

BIRTHPLACE: DAYTON, OH

MLB SERVICE: 4 YEARS, 164 DAYS

ACQUIRED: SELECTED IN FIRST ROUND (26TH OVERALL) OF 2015
FIRST-YEAR PLAYER DRAFT

SIGNED THRU: 2025; UNDER CLUB CONTROL; 2/3 OPTIONS USED

OPENING DAY AGE: 31

RESIDES: PHOENIX, AZ

WARD'S LIFETIME PLAYING RECORD

| Year | Club | AVG | G | AB | R | H | 2B | 3B | HR | RBI | SH | SF | HBP | BB | IBB | SO | SB | CS | GDP | SLG | OBP | E |
|--------------|----------------|------|-----|------|-----|-----|-----|----|----|-----|----|----|-----|-----|-----|-----|----|----|-----|------|------|----|
| 2015— | Orem | .349 | 32 | 109 | 20 | 38 | 4 | 1 | 2 | 19 | 0 | 1 | 2 | 29 | 1 | 8 | 5 | 2 | 3 | .459 | .489 | 4 |
| | Burlington | .348 | 24 | 92 | 10 | 32 | 3 | 0 | 1 | 12 | 1 | 0 | 0 | 10 | 0 | 15 | 1 | 1 | 3 | .413 | .412 | 0 |
| 2016— | Inland Empire | .249 | 123 | 466 | 61 | 116 | 11 | 0 | 10 | 56 | 5 | 5 | 5 | 48 | 1 | 81 | 0 | 0 | 15 | .337 | .323 | 5 |
| 2017— | Inland Empire | .242 | 54 | 207 | 32 | 50 | 11 | 1 | 6 | 30 | 3 | 2 | 0 | 35 | 0 | 43 | 0 | 0 | 7 | .391 | .348 | 3 |
| | Mobile | .286 | 33 | 119 | 14 | 34 | 3 | 0 | 3 | 19 | 0 | 2 | 2 | 22 | 0 | 17 | 0 | 0 | 5 | .387 | .400 | 4 |
| 2018— | Mobile | .345 | 42 | 148 | 26 | 51 | 8 | 0 | 6 | 25 | 0 | 1 | 1 | 29 | 1 | 33 | 8 | 1 | 5 | .520 | .453 | 6 |
| | Salt Lake | .352 | 60 | 227 | 42 | 80 | 18 | 0 | 8 | 35 | 0 | 2 | 2 | 36 | 1 | 61 | 10 | 2 | 5 | .537 | .442 | 6 |
| | LAA | .178 | 40 | 135 | 14 | 24 | 3 | 0 | 6 | 15 | 0 | 0 | 3 | 9 | 0 | 45 | 2 | 0 | 0 | .333 | .245 | 5 |
| 2019— | Salt Lake | .306 | 106 | 421 | 102 | 129 | 34 | 1 | 27 | 71 | 0 | 1 | 9 | 80 | 1 | 101 | 11 | 5 | 7 | .584 | .427 | 9 |
| | LAA | .190 | 20 | 42 | 4 | 8 | 3 | 0 | 1 | 2 | 0 | 0 | 0 | 6 | 0 | 23 | 0 | 0 | 1 | .333 | .292 | 2 |
| 2020— | LAA | .277 | 34 | 94 | 16 | 26 | 6 | 2 | 0 | 5 | 0 | 0 | 0 | 8 | 0 | 28 | 2 | 0 | 1 | .383 | .333 | 0 |
| 2021— | LAA | .250 | 65 | 208 | 33 | 52 | 15 | 0 | 8 | 33 | 2 | 1 | 6 | 20 | 0 | 55 | 1 | 1 | 4 | .438 | .332 | 2 |
| | Salt Lake (1) | .429 | 13 | 49 | 15 | 21 | 9 | 0 | 4 | 10 | 0 | 0 | 1 | 9 | 1 | 12 | 2 | 0 | 0 | .857 | .525 | 1 |
| | ACL Angels (1) | .143 | 3 | 7 | 0 | 1 | 1 | 0 | 0 | 0 | 0 | 0 | 0 | 1 | 0 | 2 | 1 | 0 | 0 | .286 | .250 | 0 |
| 2022— | LAA | .281 | 135 | 495 | 73 | 139 | 22 | 2 | 23 | 65 | 0 | 5 | 4 | 60 | 0 | 120 | 5 | 3 | 5 | .473 | .360 | 5 |
| 2023— | LAA | .253 | 97 | 356 | 60 | 90 | 18 | 0 | 14 | 47 | 0 | 6 | 8 | 39 | 0 | 80 | 4 | 2 | 9 | .421 | .335 | 0 |
| 2024— | LAA | .246 | 156 | 585 | 73 | 144 | 26 | 2 | 25 | 75 | 0 | 8 | 7 | 63 | 0 | 163 | 6 | 4 | 11 | .426 | .323 | 5 |
| MAJOR TOTALS | | .252 | 547 | 1915 | 273 | 483 | 93 | 6 | 77 | 242 | 2 | 20 | 28 | 205 | 0 | 514 | 20 | 10 | 31 | .428 | .330 | 14 |
| MINOR TOTALS | | .299 | 490 | 1845 | 322 | 552 | 102 | 3 | 67 | 277 | 9 | 14 | 22 | 299 | 6 | 373 | 38 | 11 | 50 | .467 | .401 | 38 |

(1) rehab assignment

Disabling Injuries: 2023 — Facial fractures; disabled July 30 - end of season
 2022 — Left groin strain; disabled April 7 (retro to April 6) - April 16
 Mild right hamstring strain; disabled June 5 (retro to June 4) - June 14

2024 SEASON

- ◆ Batted .246 (144/585) in seventh season with **Angels** and set career highs in runs scored (tied; 73), doubles (26), home runs (25), RBI (75), stolen bases (6), and walks (63).
- ◆ Led Angels in hits (144), home runs (25), total bases (249), runs (73) and triples (2; tied).
- ◆ In September, collected a hit in 20 of 26 games played and batted .286 (28/98) with 17 runs, two doubles, seven home runs, 15 RBI and a .906 OPS.
- ◆ From Aug. 1 to the end of the season, recorded a hit in 42 of 51 games played and batted .284 (56/197) with 25 runs, eight doubles, two triples, nine home runs, 21 RBI, with a .835 OPS to finish the season...Led Halos in batting average, wRC+ (135) and OPS during that span.
- ◆ Had 21-game on-base streak from Aug. 20 - Sept. 11, was second-longest of career behind a 27-game streak from April 19 - May 20, 2022...Longest on-base streak by an Angel this season.
- ◆ Led Angels with five leadoff home runs; Most leadoff HR in a season by an Angels player since Mike Trout (5) in 2012.
- ◆ Had career-high 14-game hitting streak Aug. 20 - Sept. 4; batted .327 (18/55) with 10 runs, three doubles, two triples, five home runs, eight RBI and a 1.094 OPS during the streak...Tied for longest by an Angel in 2024 (Kevin Pillar; May 11 - June 1)...Had eight hitting streaks of at least six games.
- ◆ Connected on fourth career grand slam on July 28...First since May 14, 2022 at OAK (2).
- ◆ Homered in back-to-back games five times; Homered in three consecutive games on two occasions (Sept. 1-4; May 15-18).
- ◆ In June, led all left fielders with seven Defensive Runs Saved (Sports Info Solutions).



MAJOR LEAGUE SUMMARY

2023

- ◆ Finished sixth Major League season (all with **Angels**)...With 14 home runs, reached 10 home runs in a season for second time in career (23 HR in 2022).
- ◆ Last game played was July 29 at Toronto...Exited game due to facial fractures...Missed final 57 games of year on injured list.
- ◆ Had season-high eight-game hitting streak from May 30 to June 8...Batted .364 (12/33) with four runs, two doubles, three home runs, and seven RBI during streak.
- ◆ Tallied two leadoff home runs (June 11 vs. SEA and May 30 at CWS), now has three for his career.
- ◆ Reached 150 RBI for career on June 24 at COL.
- ◆ In July, batted .304 (21/69) with 14 runs, seven doubles, five home runs, and 17 RBI.
- ◆ Reached 50 career home runs on July 21 vs. PIT.
- ◆ Collected third career multi-homer game in Game 1 of doubleheader at DET on July 27.
- ◆ Recorded six 3+ hit games (22 total for career).

2022

- ◆ Established new career highs in nearly every offensive category during fifth season with the **Angels**...Set new career marks in hits, average, doubles, triples, home runs, RBI, runs scored, walks and OPS...One of three Halos in 2022 with 20+ home runs (Trout and Ohtani)...833 OPS ranked 12th in the American League.
- ◆ His .281 average was the highest by a Halo right fielder since Torii Hunter (.313) in 2012 (min. 500 PA) while the 139 hits were the most since Kole Calhoun (139) in 2017.
- ◆ Named American League Player of the Week (April 25) after batting .448...Led the A.L. in hits (13), extra-base hits (7), total bases (29), runs (10) and OPS (1.484).
- ◆ Tallied first two multi-home run games of career: April 25 vs. Cleveland and Sept. 23 at Minnesota...Logged two grand slams...Was the first Halo with two grand slams in a season since Trout in 2019.
- ◆ Launched first career pinch-hit home run Aug. 13 vs. Minnesota, a two-run shot with the Angels trailing by two in the 8th inning.
- ◆ Slashed .345/.397/.575 (39/113) over the final month of the season (Sept. 1 - end of the season)...The .345 clip ranked sixth in the A.L. while his .575 slugging ranked seventh.

A WARD SEASON

Taylor Ward's .833 OPS was the highest by an Angels right fielder since Vlad Guerrero in 2005 (.959)...Ward was just the 9th Angel right fielder to post an OPS higher than .830 for a season (min. 85% of games played in RF).

2021

- ◆ In fourth big league season, made two stints with the **Angels**...Set new career highs in games played, hits, doubles, home run, RBI, walks and OPS.
- ◆ Appeared defensively at all three outfield positions (64 G) and made first big league appearance at catcher...Made just two errors in 509.2 innings in the outfield (.984 fielding percentage)...Catching appearance was first at any level since 2017 in Double-A Mobile.
- ◆ Tallied first career grand slam on June 17 vs. Detroit.
- ◆ Following Spring Training, started season at Club's **Alternate Training Site** in Tempe, AZ...Assigned to Triple-A **Salt Lake** May 4th and was recalled by the Angels the following day...Optioned to Triple-A July 22nd and was placed on the 7-day injured list July 30...Following a rehab assignment with the **Arizona League Angels**, was activated by Salt Lake Sept. 20...Recalled by the Halos Sept. 29 before being placed on the injured list with a right adductor strain Oct. 3.

2020

- ◆ Made two stints with the **Angels** while also spending time at the Club's **Alternate Training Site** in Long Beach, CA...Despite shortened season, set then career highs in hits, runs, doubles, triples, average, OBP and slugging...Named to his first career Opening Day roster.
- ◆ Posted a .350 (21/60) average with 11 runs scored, six doubles and a triple in September to raise season average from .147 to .277.
- ◆ Broke up Zack Greinke's perfect game with 6th inning single on Aug. 1.



OUTFIELDER

TAYLOR WARD

2019

- ◆ Split time between Triple-A **Salt Lake** and the Majors... Made season debut for **Angels** on April 10 against the Brewers going 1-for-3 with a double.
- ◆ Posted above a .300 BA in the minors for second consecutive season with a .306 average (129/421)... Was 20th in OPS (1.010) for all of Triple-A and 4th in PCL... Had 34 doubles which was good for 6th in PCL.
- ◆ In a 38-game stint with Salt Lake batted .319 (51/160) with 37 runs, 15 doubles, 11 home runs, 32 RBI, 21 walks and a 1.030 OPS... Had a 35-game on base streak (Aug. 2, 2018-May 18, 2019) during which he compiled a .313 BA (41/131) with 12 doubles, 8 home runs, 22 RBI and 27 walks.
- ◆ His best performance with the Angels came on Sept. 25 against Oakland when he went 2-for-3 with a home run and an RBI.
- ◆ Made professional outfield debut on April 10 for Salt Lake... Played 86 games in outfield between Angels and Salt Lake over the course of the season.

2018

- ◆ Saw action at three different levels of the **Angels** system, including making Major League debut on Aug. 14... Spent time in Double-A **Mobile** and Triple-A **Salt Lake**, batting a combined .349 (131/375) with 26 doubles, 14 home runs and 60 RBI...The .349 clip ranked second overall in MiLB (min. 300 AB), trailing only Vladimir Guerrero Jr. (.381).
- ◆ Began season with Mobile, batting .345 (51/148) with eight doubles, six home runs and 25 RBI before being promoted to Triple-A June 2...Hit .345 (80/227) with 18 doubles, eight home runs and 35 in 60 games with the Bees...Was leading Salt Lake in average at promotion.
- ◆ Had contract selected Aug. 14th and made Major League debut that night at San Diego (2-for-3, 2B, 1 RBI)... Became the 15th Angel to drive in a run with their first MLB hit...Finished the season with six home runs, the most by an Angels rookie third baseman since 2005 (Dallas McPherson, 8 HR).
- ◆ Entered the season ranked as the Angels No. 8 prospect by MLB.com.
- ◆ Defensively, transitioned to third base at the start of season after playing exclusively at catcher during first three professional campaigns.

NOTABLE MINOR LEAGUE AWARDS AND HONORS

- ◆ **2019** Mid-Season Pacific Coast League All-Star.
- ◆ **2018** Mid-Season Southern League All-Star...Angels Minor League Organizational Player of the Month for July.
- ◆ **2017** MiLB.com Organizational All-Star...Participated in the Arizona Fall League...Angels Minor League Organizational Player of the Month for August.
- ◆ **2016** MiLB.com Organizational All-Star...Participated in Arizona Fall League and the Rising Stars Game.
- ◆ **2015** Mid-Season Pioneer League All-Star.

CAREER TRANSACTIONS

- ◆ June 6, 2012...Selected by **Rays** in 31st round of 2012 First-Year Player Draft (did not sign).
- ◆ June 8, 2015...Selected by **Angels** in first round (26th overall) of 2015 First-Year Player Draft (signed June 12, 2015).

PERSONAL/MISC

- ◆ Joseph Taylor Ward...On Twitter: @Warrdyboy7.
- ◆ He and wife Taylor, welcomed their first child, a daughter Cameryn Taylor Ward on Nov. 21, 2022.
- ◆ Named First-Team All-Mountain West in 2015 with Fresno State (a back-to-back All-Mountain West Conference selection)...Started all 59 games for FSU and ranked among Bulldogs' leaders with a .304 (65/214) average (3rd), 14 doubles (2nd), seven home runs (T-1st), 42 RBI (1st) and 104 total bases (1st)...Caught 13 of 23 (56.5%) runners attempting to steal a base.
- ◆ In three years at Fresno State, batted .288 (157/545) with 29 doubles, 16 home runs and 98 RBI in 162 games... Threw out 33 of 55 (60%) potential basestealers.
- ◆ Prepped at Shadow Hills HS (CA)...A two-time first-team De Anza League honoree...Named De Anza League Most Valuable Player and first-team All-CIF as a junior...Holds school records for batting average, hits, triples, home runs and RBI...First athlete in school history to receive Division I scholarship.
- ◆ Signed by Angels scout Scott Richardson...Originally drafted by Tampa Bay in 31st round of 2012 MLB Amateur Draft before electing to play for Fresno State.



MISCELLANEOUS STATS

TWO-HR GAMES (3)

July 27, 2023 (G1) at DET

Sept. 23, 2022 at MIN

April 25, 2022 vs. CLE

CAREER GRAND SLAMS (4)

July 28, 2024 vs. OAK

May 14, 2022 (G2) at OAK

April 27, 2022 vs. CLE

June 17, 2021 vs. DET

CAREER LEADOFF HOME RUNS (8)

Sept. 19, 2024 at HOU

Sept. 11, 2024 at MIN

Sept. 7, 2024 at TEX

Sept. 1, 2024 vs. SEA

Aug. 30, 2024 vs. SEA

June 11, 2023 vs. SEA

May, 30 2023 at CWS

April 29, 2022 at CWS

CAREER WALK-OFF PLATE APPEARANCES (3)

July 15, 2023 vs. HOU (Fielder's choice/E6; 10th)

Aug. 13, 2022 vs. MIN (2-run home run; 11th)

Sept. 30, 2018 vs. OAK (2-run home run; 9th)

CAREER FIELDING

| POS | PCT | G | PO | A | E | TC | DP | PB | CS | CS% |
|-----|-------|-----|-----|----|----|-----|----|----|----|-----|
| OF | .988 | 471 | 929 | 19 | 12 | 960 | 1 | - | - | - |
| 3B | .920 | 46 | 17 | 64 | 7 | 88 | 4 | - | - | - |
| 1B | 1.000 | 3 | 3 | 0 | 0 | 3 | 0 | - | - | - |
| C | 1.000 | 1 | 2 | 0 | 0 | 2 | 0 | 0 | 0 | 0% |

WARD'S CAREER HIGHS

| | SEASON | GAME |
|-----|------------------|--|
| AVG | .281 — 2022 | H 3 — 28 times; last, 9/17/24 vs. CWS |
| R | 73 — 2024 & 2022 | R 4 — 4/27/22 vs. CLE |
| H | 144 — 2024 | HR 2 — 3 times; last, 7/27/23 (1) at DET |
| 2B | 26 — 2024 | 2B 2 — 6 times; last, 7/3/23 at SD |
| HR | 25 — 2024 | RBI 5 — Twice; last, 5/14/22 at OAK (G2) |
| RBI | 75 — 2024 | Hit Streak 14 — Aug. 20 - Sept. 4, 2024 |





RYAN ZEFERJAHN



56

BATS
RIGHT

THROWS
RIGHT

HEIGHT
6-5

WEIGHT
210

BORN: FEB. 28, 1998

BIRTHPLACE: TOPEKA, KS

MLB SERVICE: 38 DAYS

ACQUIRED: FROM BOSTON WITH INF NIKO KAVADAS, OF MATTHEW LUGO AND RHP YEFERSON VARGAS FOR RHP LUIS GARCÍA, JULY 30, 2024

SIGNED THRU: 2025; UNDER CLUB CONTROL; 0/3 OPTIONS USED

OPENING DAY AGE: 27

RESIDES: TOPEKA, KS

ZEFERJAHN'S LIFETIME PITCHING RECORD

| Year | Club | W-L | ERA | G | GS | CG | GF | SHO | SV | IP | H | R | ER | HR | HB | BB | IBB | SO | WP | BK | BAA |
|---------------------------------------|-------------|------|------|-----|----|----|----|-----|----|-------|-----|-----|-----|----|----|-----|-----|-----|----|----|------|
| 2019—Lowell | | 0-2 | 4.50 | 12 | 12 | 0 | 0 | 0 | 0 | 22.0 | 24 | 12 | 11 | 2 | 3 | 12 | 0 | 31 | 2 | 0 | .279 |
| 2020— | | | | | | | | | | | | | | | | | | | | | |
| DID NOT PLAY - No Minor League Season | | | | | | | | | | | | | | | | | | | | | |
| 2021—Salem | | 1-4 | 6.91 | 12 | 12 | 0 | 0 | 0 | 0 | 41.2 | 53 | 41 | 32 | 2 | 2 | 15 | 0 | 41 | 4 | 0 | .301 |
| | FCL Red Sox | 0-0 | 3.21 | 4 | 4 | 0 | 0 | 0 | 0 | 14.0 | 12 | 6 | 5 | 2 | 1 | 3 | 0 | 18 | 2 | 0 | .231 |
| 2022—Greenville | | 2-4 | 5.79 | 28 | 5 | 0 | 6 | 0 | 1 | 60.2 | 58 | 41 | 39 | 6 | 8 | 29 | 0 | 73 | 10 | 2 | .252 |
| | Portland | 3-0 | 0.84 | 6 | 0 | 0 | 0 | 0 | 0 | 10.2 | 3 | 1 | 1 | 1 | 1 | 4 | 0 | 7 | 0 | 0 | .094 |
| 2023—Salem | | 1-0 | 0.00 | 2 | 1 | 0 | 0 | 0 | 0 | 3.0 | 3 | 0 | 0 | 0 | 0 | 0 | 0 | 2 | 0 | 0 | .250 |
| | Portland | 0-4 | 5.02 | 34 | 0 | 0 | 11 | 0 | 2 | 43.0 | 33 | 27 | 24 | 7 | 6 | 40 | 0 | 68 | 4 | 0 | .210 |
| 2024—Portland | | 1-0 | 0.00 | 7 | 0 | 0 | 3 | 0 | 3 | 13.2 | 9 | 2 | 0 | 0 | 0 | 3 | 0 | 22 | 1 | 0 | .176 |
| | Worcester | 0-3 | 5.47 | 18 | 1 | 0 | 12 | 0 | 4 | 24.2 | 20 | 18 | 15 | 3 | 6 | 17 | 1 | 31 | 1 | 1 | .220 |
| | Salt Lake | 0-0 | 2.35 | 5 | 0 | 0 | 2 | 0 | 0 | 7.2 | 5 | 2 | 2 | 1 | 0 | 1 | 0 | 8 | 0 | 0 | .185 |
| | LAA | 0-0 | 2.12 | 12 | 0 | 0 | 4 | 0 | 0 | 17.0 | 7 | 4 | 4 | 0 | 2 | 6 | 1 | 18 | 0 | 0 | .127 |
| MAJOR TOTALS | | 0-0 | 2.12 | 12 | 0 | 0 | 4 | 0 | 0 | 17.0 | 7 | 4 | 4 | 0 | 2 | 6 | 1 | 18 | 0 | 0 | .127 |
| MINOR TOTALS | | 8-17 | 4.82 | 128 | 35 | 0 | 34 | 0 | 10 | 241.0 | 220 | 150 | 129 | 24 | 27 | 124 | 1 | 301 | 24 | 3 | .241 |

2024 SEASON

- ◆ Began year in Boston organization with Double-A **Portland**, and pitched 13.2 innings without allowing an earned run across seven appearances before being promoted to Triple-A **Worcester** on May 7...Made 18 appearances for WooSox and converted four of five save opportunities.
- ◆ On July 30, was traded by Red Sox with INF Niko Kavadas, OF Matthew Lugo and RHP Yeferson Vargas to the **Angels** in exchange for RHP Luis García and was assigned to Triple-A **Salt Lake**.
- ◆ After five games with Bees, had contract selected by Angels on Aug. 23 and made Major League debut on Aug. 25 at Toronto (1.2 IP, 0 H, 0 R, 1 BB, 1 SO).
- ◆ Recorded first career strikeout on first career pitch after inheriting a 2-2 count vs. Ernie Clement when Matt Moore exited the game with an injury.
- ◆ Did not allow a run in eight straight outings from Aug. 27 to Sept. 18 (11.2 IP).

CAREER TRANSACTIONS

- ◆ June 11, 2016...Selected by **Rays** in 37th round of First-Year Player Draft (did not sign).
- ◆ June 4, 2019...Selected by **Red Sox** in third round of First-Year Player Draft (signed June 12, 2019).
- ◆ July 30, 2024...Traded by **Red Sox** with INF Niko Kavadas, OF Matthew Lugo and RHP Yeferson Vargas to **Angels** for RHP Luis García.

PERSONAL/MISC

- ◆ Ryan Joseph Zeferjahn...On Instagram: @ryanzeferjahn13
- ◆ Named Red Sox Minor League Relief Pitcher of the Month for May 2022.
- ◆ At University of Kansas, became first Jayhawk pitcher ever to record 100+ SO in consecutive seasons (100 SO in 2018 and 107 SO in 2019)...Voted to 2019 *Baseball America* College Baseball Preseason All-America team, becoming first Jayhawk in program history to receive the honor...Selected to 2018 All-Big 12 Second Team.
- ◆ Graduated from Seaman HS (Topeka, KS)...Named All-City First Team, All-Centennial League First Team and Topeka Pitcher of the Year.
- ◆ Originally signed by Red Sox scout Lane Decker.

CAREER FIELDING

| POS | PCT | G | PO | A | E | TC | DP | PK |
|-----|-------|----|----|---|---|----|----|----|
| P | 1.000 | 12 | 2 | 2 | 0 | 4 | 0 | 0 |

THE SHOW 25



"PlayStation Family Mark", "PlayStation", "PlayStation Studios logo", "PS5 Logo", and "Play Has No Limits" are registered trademarks or trademarks of Sony Interactive Entertainment Inc. ©2025 Sony Interactive Entertainment LLC. MLB and MiLB trademarks and copyrights are used with permission of Major League Baseball. Visit MLB.com and MiLB.com. Officially Licensed Product of MLB Players, Inc. MLBPA trademarks, copyrighted works and other intellectual property rights are owned and/or held by MLBPA and may not be used without the written consent of MLBPA or MLB Players, Inc. Visit MLBPLAYERS.com, the Players Choice on the web. The Baseball Hall of Fame and Museum trademarks and copyrights are used with permission of the National Baseball Hall of Fame and Museum, Inc., as applicable. Visit the official website of the Hall of Fame at BaseballHall.org. Official Licensee-Major League Alumni Marketing, Inc. © MLAM. Officially Licensed by the Negro Leagues Baseball Museum, Inc. Kansas City, MO. Stubs is a registered trademark or trademark of Sony Interactive Entertainment LLC. Nintendo Switch is a trademark of Nintendo. All other trademarks are the property of their respective owners.

40-MAN ROSTER

| No. | PITCHERS (22) | | | B | T | Ht. | Wt. | Born | Birthplace | Residence | 2024 Club(s) | W-L | ERA | G | GS | CG | SHO | SV | IP | H | R | ER | BB | SO | SERVICE |
|-----|--------------------|---|---|------|-----|----------|-------------------------|------|---------------------|-----------|--|-------|-------|----|----|----|-----|----|-------|-----|----|----|----|-----|---------|
| 66 | Aldegheri, Sam | L | L | 6-1 | 180 | 9/19/01 | Verona, IT | | Verona, IT | | Jersey Shore Reading Rocket City LAA | 6-5 | 3.18 | 13 | 13 | 0 | 0 | 0 | 68.0 | 44 | 27 | 24 | 28 | 95 | 0.031 |
| | | | | | | | | | | | | 0-2 | 3.60 | 2 | 2 | 0 | 0 | 0 | 10.0 | 9 | 7 | 4 | 4 | 14 | |
| 31 | Anderson, Tyler | L | L | 6-2 | 220 | 12/30/89 | Las Vegas, NV | | Las Vegas, NV | | ACL Angels Fishers, IN | 1-2 | 4.85 | 3 | 3 | 0 | 0 | 0 | 17.1 | 16 | 11 | 10 | 9 | 25 | |
| | | | | | | | | | | | | 10-15 | 3.81 | 31 | 31 | 0 | 0 | 0 | 13.0 | 15 | 12 | 7 | 10 | 10 | |
| 40 | Bachman, Sam | R | R | 6-1 | 235 | 9/30/99 | Indianapolis, IN | | Indianapolis, IN | | ACL Angels Rocket City Salt Lake TEXAS | 0-0 | 1.35 | 4 | 4 | 0 | 0 | 0 | 179.1 | 158 | 83 | 76 | 73 | 142 | 9.065 |
| | | | | | | | | | | | | 0-4 | 5.26 | 9 | 9 | 0 | 0 | 34 | 39.1 | 38 | 29 | 23 | 17 | 9 | 1.036 |
| 46 | Burke, Brock | L | L | 6-4 | 210 | 8/4/96 | Chicago, IL | | Peoria, AZ | | ACL Rangers Round Rock LAA | 1-2 | 5.17 | 3 | 3 | 0 | 0 | 0 | 15.2 | 15 | 10 | 9 | 4 | 7 | |
| | | | | | | | | | | | | 0-0 | 9.22 | 13 | 0 | 0 | 0 | 0 | 13.2 | 21 | 14 | 14 | 9 | 16 | 4.045 |
| 52 | Crouse, Hans | L | R | 6-5 | 210 | 9/15/98 | Dana Point, CA | | Dana Point, CA | | Salt Lake LAA | 2-1 | 3.54 | 21 | 1 | 0 | 0 | 0 | 20.1 | 16 | 8 | 8 | 7 | 25 | |
| | | | | | | | | | | | | 3-0 | 2.27 | 29 | 0 | 0 | 0 | 2 | 31.2 | 22 | 9 | 8 | 13 | 59 | 1.002 |
| 36 | Dana, Caden | L | R | 6-4 | 215 | 12/17/03 | Warwick, NY | | Montgomery, NY | | Rocket City LAA | 4-3 | 2.84 | 25 | 0 | 0 | 0 | 0 | 25.1 | 14 | 10 | 8 | 17 | 34 | 0.031 |
| | | | | | | | | | | | | 9-7 | 2.52 | 23 | 23 | 1 | 0 | 0 | 135.2 | 89 | 46 | 38 | 39 | 147 | |
| 60 | Dashwood, Jack | L | L | 6-6 | 240 | 11/17/97 | San Diego, CA | | Carlsbad, CA | | Rocket City LAA | 1-2 | 9.58 | 3 | 3 | 0 | 0 | 0 | 10.1 | 14 | 12 | 11 | 7 | 8 | |
| | | | | | | | | | | | | 0-0 | 2.70 | 8 | 0 | 0 | 0 | 0 | 10.0 | 6 | 3 | 3 | 1 | 5 | 0.000 |
| 48 | Detmers, Reid | L | L | 6-2 | 210 | 7/8/99 | Nokomis, IL | | Chatham, IL | | Salt Lake CHICAGO (N.L.) | 4-9 | 6.70 | 17 | 17 | 0 | 0 | 0 | 87.1 | 98 | 67 | 65 | 38 | 109 | 2.159 |
| | | | | | | | | | | | | 6-6 | 5.54 | 14 | 14 | 0 | 0 | 0 | 78.0 | 82 | 50 | 48 | 27 | 101 | |
| 28 | Hendricks, Kyle | R | R | 6-3 | 190 | 12/7/89 | San Juan Capistrano, CA | | Paradise Valley, AZ | | Tennessee Iowa | 4-12 | 5.92 | 29 | 24 | 0 | 0 | 0 | 130.2 | 147 | 88 | 86 | 43 | 87 | 10.081 |
| | | | | | | | | | | | | 1-0 | 3.60 | 1 | 1 | 0 | 0 | 0 | 5.0 | 6 | 2 | 2 | 0 | 7 | |
| 74 | Jansen, Kenley | S | R | 6-5 | 265 | 11/30/87 | Willemstad, Curaçao | | Palos Verdes, CA | | BOSTON Rocket City | 0-0 | 2.08 | 1 | 1 | 0 | 0 | 0 | 4.1 | 5 | 1 | 1 | 3 | 6 | |
| | | | | | | | | | | | | 4-2 | 3.29 | 54 | 0 | 0 | 0 | 27 | 54.2 | 38 | 20 | 20 | 20 | 62 | 14.073 |
| 44 | Joyce, Ben | R | R | 6-5 | 225 | 9/17/00 | Knoxville, TN | | Knoxville, TN | | LAA TORONTO | 1-0 | 4.26 | 18 | 0 | 0 | 0 | 0 | 19.0 | 11 | 9 | 9 | 11 | 34 | 1.075 |
| | | | | | | | | | | | | 2-0 | 2.08 | 31 | 1 | 0 | 0 | 4 | 34.2 | 26 | 8 | 8 | 14 | 33 | |
| 16 | Kikuchi, Yusei | L | L | 6-1 | 215 | 6/17/91 | Morioka, Japan | | Tokyo, Japan | | HOUSTON Rocket City LAA | 4-9 | 4.75 | 22 | 22 | 0 | 0 | 0 | 115.2 | 125 | 63 | 61 | 30 | 130 | 6.000 |
| | | | | | | | | | | | | 5-1 | 2.70 | 10 | 10 | 0 | 0 | 0 | 60.0 | 42 | 22 | 18 | 14 | 76 | |
| 41 | Kochanowicz, Jack | L | R | 6-7 | 228 | 12/22/00 | Philadelphia, PA | | Bala Cynwyd, PA | | ACL Angels | 5-8 | 4.50 | 18 | 18 | 2 | 0 | 0 | 102.0 | 103 | 56 | 51 | 27 | 86 | 0.063 |
| | | | | | | | | | | | | 2-6 | 3.99 | 11 | 11 | 0 | 0 | 0 | 65.1 | 68 | 30 | 29 | 10 | 25 | |
| 57 | McDaniels, Garrett | L | L | 6-3 | 185 | 12/15/99 | Marion, SC | | Marion, SC | | Rancho Cucamonga Great Lakes Tulsa | 0-4 | 3.80 | 11 | 7 | 0 | 0 | 0 | 45.0 | 43 | 25 | 19 | 23 | 44 | 0.000 |
| | | | | | | | | | | | | 5-1 | 2.49 | 19 | 0 | 0 | 0 | 1 | 25.1 | 19 | 9 | 7 | 5 | 34 | |
| 58 | Mederos, Victor | R | R | 6-3 | 215 | 6/8/01 | Santa Clara, Cuba | | Miami, FL | | Rocket City Tr-ity LAA | 0-0 | 0.00 | 2 | 0 | 0 | 0 | 0 | 3.0 | 2 | 1 | 0 | 1 | 6 | |
| | | | | | | | | | | | | 4-8 | 6.39 | 20 | 20 | 0 | 0 | 0 | 88.2 | 105 | 69 | 63 | 48 | 69 | 0.049 |
| 70 | Petersen, Michael | R | R | 6-7 | 190 | 5/16/94 | Middlesex, UK | | Middlesex, UK | | Salt Lake Oklahoma City LOS ANGELES (N.L.) | 0-1 | 11.81 | 4 | 0 | 0 | 0 | 0 | 5.1 | 7 | 7 | 6 | 4 | 2 | 6 |
| | | | | | | | | | | | | 2-0 | 1.64 | 35 | 0 | 0 | 0 | 10 | 33.0 | 17 | 7 | 6 | 8 | 44 | 0.053 |
| 65 | Quijada, José | L | L | 5-11 | 215 | 11/9/95 | Caripito, VZ | | Caripito, VZ | | MIAMI Salt Lake | 0-1 | 4.76 | 5 | 0 | 0 | 0 | 0 | 5.2 | 7 | 4 | 3 | 3 | 3 | |
| | | | | | | | | | | | | 0-0 | 0.00 | 4 | 2 | 0 | 0 | 0 | 4.2 | 4 | 2 | 0 | 0 | 11 | 4.046 |
| 63 | Silseth, Chase | R | R | 6-0 | 215 | 5/18/00 | Farmington, NM | | Farmington, NM | | LAA | 2-2 | 3.26 | 22 | 0 | 0 | 0 | 0 | 19.1 | 12 | 9 | 7 | 17 | 24 | |
| | | | | | | | | | | | | 0-1 | 6.75 | 2 | 2 | 0 | 0 | 0 | 8.0 | 8 | 7 | 6 | 4 | 12 | 1.071 |
| 59 | Soriano, José | R | R | 6-3 | 220 | 10/20/98 | Santo Domingo, DR | | Boca Chica, DR | | ACL Angels Salt Lake LAA | 0-0 | 0.00 | 2 | 2 | 0 | 0 | 0 | 7.0 | 4 | 0 | 0 | 0 | 10 | |
| | | | | | | | | | | | | 0-3 | 6.35 | 7 | 7 | 0 | 0 | 0 | 28.1 | 33 | 21 | 20 | 18 | 16 | |
| | | | | | | | | | | | | 6-7 | 3.42 | 22 | 20 | 0 | 0 | 0 | 113.0 | 91 | 50 | 43 | 45 | 97 | 2.121 |

| No. | CATCHERS (3) | | | | | | | | | | INFIELDERS (10) | | | | | | | | | | OUTFIELDERS (7) | | | | | | | | | |
|-----|--------------------|-----|------|------|------------|------------------|----------------------|----------------|------|------|-----------------|----|-----|----|----|-----|------|----|-----|----|-----------------|---------|-------|--|--|--|--|--|--|--|
| | B | T | Ht. | Wt. | Born | Birthplace | Residence | 2024 Club(s) | AVG | G | AB | R | H | 2B | 3B | HR | RBI | BB | SO | SB | CS | SERVICE | | | | | | | | |
| 24 | Stephenson, Robert | R | 6-3 | 205 | 2/24/93 | Martinez, CA | Martinez, CA | Salt Lake | 0-0 | - | 1 | 0 | 0 | 0 | 0 | 0 | 0 | 0 | 0 | 0 | 1 | 0.049 | | | | | | | | |
| 54 | Suarez, José | L | 5-10 | 225 | 1/3/98 | Naguanagua, VZ | San Diego, VZ | LAA | 1-2 | 6.02 | 22 | 3 | 0 | 0 | 0 | 1 | 52.1 | 57 | 38 | 35 | 27 | 56 | 4.022 | | | | | | | |
| 56 | Zeferjahn, Ryan | R | 6-5 | 210 | 2/28/98 | Topeka, KS | Topeka, KS | Salt Lake | 2-3 | 6.54 | 11 | 11 | 0 | 0 | 0 | 0 | 52.1 | 67 | 42 | 38 | 17 | 62 | 0.038 | | | | | | | |
| | | R | 6-5 | 210 | 2/28/98 | Topeka, KS | Topeka, KS | Portland | 1-0 | 0.00 | 7 | 0 | 0 | 0 | 0 | 3 | 13.2 | 9 | 2 | 0 | 3 | 22 | | | | | | | | |
| | | R | 6-5 | 210 | 2/28/98 | Topeka, KS | Topeka, KS | Worcester | 0-3 | 5.47 | 18 | 1 | 0 | 0 | 0 | 4 | 24.2 | 20 | 18 | 15 | 17 | 31 | | | | | | | | |
| | | R | 6-5 | 210 | 2/28/98 | Topeka, KS | Topeka, KS | Salt Lake | 0-0 | 2.35 | 5 | 0 | 0 | 0 | 0 | 0 | 7.2 | 5 | 2 | 2 | 1 | 8 | | | | | | | | |
| | | | | | | | | LAA | 0-0 | 2.12 | 12 | 0 | 0 | 0 | 0 | 0 | 17.0 | 7 | 4 | 6 | 18 | | | | | | | | | |
| 25 | Arnaud, Travis | R | 6-2 | 210 | 2/10/89 | Long Beach, CA | Los Alamitos, CA | ATLANTA | .238 | 99 | 307 | 40 | 73 | 16 | 0 | 15 | 48 | 24 | 89 | 1 | 0 | 11.044 | | | | | | | | |
| 14 | O'Hoppe, Logan | R | 6-2 | 215 | 2/9/00 | West Islip, NY | Sayville, NY | LAA | .244 | 136 | 479 | 64 | 117 | 17 | 1 | 20 | 56 | 33 | 155 | 2 | 3 | 2.008 | | | | | | | | |
| 33 | Robinson, Chuckie | R | 6-0 | 215 | 12/14/94 | Danville, IL | San Antonio, TX | Charlotte | .246 | 55 | 199 | 22 | 49 | 4 | 1 | 7 | 32 | 13 | 56 | 0 | 2 | 0.129 | | | | | | | | |
| | | | | | | | | CHICAGO (A.L.) | .129 | 26 | 70 | 2 | 9 | 0 | 0 | 0 | 5 | 20 | 0 | 0 | 0 | | | | | | | | | |
| No. | INFIELDERS (10) | | | | | | | | | | OUTFIELDERS (7) | | | | | | | | | | OUTFIELDERS (7) | | | | | | | | | |
| B | T | Ht. | Wt. | Born | Birthplace | Residence | 2024 Club(s) | AVG | G | AB | R | H | 2B | 3B | HR | RBI | BB | SO | SB | CS | SERVICE | | | | | | | | | |
| 20 | Kavadas, Niko | L | 6-1 | 235 | 10/27/98 | South Bend, IN | South Bend, IN | Worcester | .281 | 83 | 263 | 57 | 74 | 20 | 0 | 17 | 63 | 58 | 112 | 0 | 1 | 0.045 | | | | | | | | |
| | | | | | | | | Salt Lake | .159 | 11 | 44 | 4 | 7 | 2 | 0 | 2 | 4 | 18 | 0 | 0 | 0 | | | | | | | | | |
| | | | | | | | | LAA | .183 | 30 | 93 | 11 | 17 | 2 | 0 | 4 | 8 | 11 | 41 | 1 | 0 | | | | | | | | | |
| 13 | Kingery, Scott | R | 5-10 | 180 | 4/29/94 | Phoenix, AZ | Tampa, FL | Lehigh Valley | .268 | 125 | 463 | 73 | 124 | 17 | 5 | 25 | 67 | 34 | 138 | 25 | 2 | 3.051 | | | | | | | | |
| 5 | Moncada, Yoán | S | 6-1 | 220 | 5/27/95 | Cienfuegos, CU | Gulfport, FL | CHICAGO (A.L.) | .275 | 12 | 40 | 4 | 11 | 3 | 1 | 0 | 0 | 5 | 11 | 1 | 0 | 7.106 | | | | | | | | |
| | | | | | | | | ACL White Sox | .533 | 5 | 15 | 4 | 8 | 1 | 0 | 0 | 2 | 1 | 4 | 0 | 0 | | | | | | | | | |
| | | | | | | | | Charlotte | .342 | 12 | 41 | 8 | 14 | 5 | 0 | 1 | 6 | 5 | 12 | 1 | 0 | | | | | | | | | |
| 9 | Neto, Zach | R | 6-0 | 185 | 1/31/01 | Miami, FL | Miami, FL | LAA | .249 | 155 | 542 | 70 | 135 | 34 | 1 | 23 | 77 | 39 | 140 | 30 | 10 | 11.70 | | | | | | | | |
| 10 | Newman, Kevin | R | 6-1 | 195 | 8/4/93 | Poway, CA | Chandler, AZ | Reno | .364 | 6 | 22 | 6 | 8 | 1 | 1 | 1 | 7 | 3 | 8 | 1 | 0 | 6.046 | | | | | | | | |
| | | | | | | | | ARIZONA | .278 | 111 | 288 | 41 | 80 | 17 | 1 | 3 | 28 | 15 | 48 | 8 | 1 | | | | | | | | | |
| 49 | Noda, Ryan | L | 6-3 | 235 | 3/30/96 | Waukegan, IL | Cincinnati, OH | OAKLAND | .137 | 36 | 95 | 8 | 13 | 4 | 0 | 1 | 4 | 14 | 37 | 0 | 0 | 1.055 | | | | | | | | |
| | | | | | | | | Las Vegas | .224 | 101 | 348 | 81 | 78 | 21 | 2 | 22 | 54 | 89 | 134 | 5 | 1 | | | | | | | | | |
| 19 | París, Kyren | R | 6-0 | 180 | 11/11/01 | Berkeley, CA | Oakley, CA | Rocket City | .091 | 23 | 77 | 8 | 7 | 1 | 1 | 0 | 7 | 9 | 36 | 8 | 1 | 0.061 | | | | | | | | |
| | | | | | | | | LAA | .118 | 21 | 51 | 4 | 6 | 2 | 0 | 1 | 5 | 7 | 17 | 1 | 0 | | | | | | | | | |
| 6 | Rendon, Anthony | R | 6-1 | 200 | 6/6/90 | Houston, TX | Houston, TX | Salt Lake | .209 | 37 | 139 | 20 | 29 | 5 | 2 | 4 | 19 | 16 | 52 | 8 | 1 | | | | | | | | | |
| 2 | Rengifo, Luis | S | 5-10 | 195 | 2/26/97 | Naguanagua, VZ | Valencia, VZ | LAA | .218 | 57 | 206 | 21 | 45 | 10 | 0 | 14 | 23 | 35 | 6 | 1 | 11.130 | | | | | | | | | |
| 18 | Schanuel, Nolan | L | 6-4 | 220 | 2/14/02 | Boca Raton, FL | Boynton Beach, FL | LAA | .300 | 78 | 283 | 41 | 85 | 13 | 1 | 6 | 30 | 16 | 44 | 24 | 7 | 5.043 | | | | | | | | |
| | | | | | | | | LAA | .250 | 147 | 519 | 62 | 130 | 19 | 0 | 13 | 54 | 68 | 103 | 10 | 1 | 1.045 | | | | | | | | |
| No. | OUTFIELDERS (7) | | | | | | | | | | OUTFIELDERS (7) | | | | | | | | | | OUTFIELDERS (7) | | | | | | | | | |
| B | T | Ht. | Wt. | Born | Birthplace | Residence | 2024 Club(s) | AVG | G | AB | R | H | 2B | 3B | HR | RBI | BB | SO | SB | CS | SERVICE | | | | | | | | | |
| 7 | Adell, Jo | R | 6-3 | 215 | 4/8/99 | Shelby, NC | Prospect, KY | LAA | .207 | 130 | 405 | 54 | 84 | 17 | 2 | 20 | 62 | 35 | 126 | 15 | 10 | 3.085 | | | | | | | | |
| 151 | Campero, Gustavo | S | 5-6 | 180 | 11/20/97 | Lorica, Columbia | San Antero, Colombia | Rocket City | .279 | 93 | 312 | 56 | 87 | 17 | 4 | 14 | 45 | 39 | 60 | 29 | 7 | 0.015 | | | | | | | | |
| | | | | | | | | Salt Lake | .280 | 14 | 50 | 8 | 14 | 3 | 0 | 0 | 5 | 5 | 9 | 4 | 0 | | | | | | | | | |
| | | | | | | | | LAA | .239 | 13 | 46 | 6 | 11 | 0 | 1 | 1 | 6 | 0 | 8 | 3 | 0 | | | | | | | | | |
| 15 | Lugo, Matthew | R | 6-1 | 190 | 5/9/01 | Manati, PR | Barceloneta, PR | Portland | .315 | 43 | 146 | 27 | 46 | 10 | 4 | 11 | 35 | 20 | 36 | 9 | 1 | 0.000 | | | | | | | | |
| | | | | | | | | Worcester | .250 | 35 | 124 | 21 | 31 | 10 | 0 | 5 | 19 | 12 | 38 | 7 | 0 | | | | | | | | | |
| | | | | | | | | Salt Lake | .400 | 1 | 5 | 2 | 2 | 1 | 0 | 1 | 3 | 0 | 0 | 0 | 0 | | | | | | | | | |
| 8 | Moniak, Mickey | L | 6-2 | 200 | 5/13/98 | Encinitas, CA | Carlsbad, CA | LAA | .219 | 124 | 392 | 43 | 57 | 82 | 21 | 14 | 49 | 24 | 114 | 8 | 4 | 3.027 | | | | | | | | |
| 12 | Soler, Jorge | R | 6-4 | 245 | 2/25/92 | La Habana, CU | Pembroke Pines, FL | SAN FRANCISCO | .240 | 93 | 341 | 58 | 82 | 21 | 1 | 12 | 40 | 44 | 97 | 1 | 0 | 9.143 | | | | | | | | |
| | | | | | | | | Sacramento | .286 | 2 | 7 | 1 | 2 | 0 | 0 | 0 | 1 | 1 | 1 | 0 | 0 | | | | | | | | | |
| | | | | | | | | ATLANTA | .243 | 49 | 152 | 27 | 37 | 11 | 0 | 9 | 24 | 24 | 44 | 0 | 0 | | | | | | | | | |
| 27 | Trout, Mike | R | 6-2 | 235 | 8/7/91 | Vineland, NJ | Millville, NJ | LAA | .220 | 29 | 109 | 17 | 24 | 1 | 2 | 10 | 14 | 16 | 27 | 6 | 1 | 13.070 | | | | | | | | |
| 3 | Ward, Taylor | R | 6-1 | 200 | 12/14/93 | Dayton, OH | Chuluotla, FL | LAA | .000 | 1 | 1 | 0 | 0 | 0 | 0 | 0 | 0 | 0 | 1 | 0 | 0 | 4.164 | | | | | | | | |

NON-ROSTER INVITEES

| No. | PITCHERS (14) | | | | B | T | Ht. | Wt. | Born | Birthplace | Residence | 2024 Club(s) | W-L | ERA | G | GS | CG | SHO | SV | IP | H | R | ER | BB | SO | SERVICE | |
|-----|------------------------|---|---|------|-----|----------|-------------------|-----|------|------------|---------------------|--|--------------------------|--------------------------------|-------------------|------------------|------------------|------------------|-------------------------|----------------------------|--------------------|--------------------|-------------------|--------------------|-------------------|---------|-------|
| 64 | Anderson, Shaun | R | R | 6-6 | 228 | 10/29/94 | Coral Springs, FL | | | | Coral Springs, FL | Tabasco (Mex.) Round Rock TEXAS Jacksonville | 1-0 3-0 0-0 3-1 | 0.00 2.53 5.40 3.1 | 1 4 2 5 | 1 4 0 0 | 0 0 0 0 | 0 0 0 0 | 0 0 0 0 | 7.0 21.1 3.1 41.2 | 3 18 6 43 | 0 6 2 17 | 0 4 1 13 | 0 22 1 11 | 4 3 3 38 | 2,057 | |
| 75 | Brogdon, Connor | R | R | 6-6 | 205 | 1/29/95 | Clovis, CA | | | | Madera, CA | MIAMI PHILADELPHIA LOS ANGELES (N.L.) Oklahoma City Rancho Cucamonga | 0-2 0-1 0-0 0-0 | 9.00 27.00 18.00 3.46 | 4 3 1 13 | 2 0 0 0 | 0 0 0 0 | 0 0 0 1 | 0 2.0 1.0 13.0 | 2 3 2 13 | 0 2 7 5 | 0 10 2 13 | 0 3 2 5 | 0 6 6 19 | 3 3 0 19 | 3,139 | |
| 71 | Cáceres, Kelvin | R | R | 6-1 | 205 | 1/26/00 | Santiago, DR | | | | Santiago, DR | Texas A&M | 10-3 | 2.78 | 25 | 3 | 0 | 0 | 0 | DID NOT PLAY | | | | 37 | 102 | 0.149 | |
| 82 | Cortez, Chris | R | R | 6-1 | 205 | 10/6/02 | Las Vegas, NV | | | | Las Vegas, NV | Rocket City | 6-4 | 1.73 | 30 | 0 | 0 | 0 | 0 | 8 | 41.2 | 34 | 11 | 8 | 46 | 0.000 | |
| 61 | Darrell-Hicks, Michael | R | R | 6-5 | 220 | 11/13/97 | Parkersburg, WV | | | | Bowling Green, KY | Salt Lake | 0-0 | 4.35 | 10 | 0 | 0 | 0 | 0 | 0 | 20.2 | 21 | 12 | 10 | 5 | 23 | 0.000 |
| 53 | Felipe, Ángel | R | R | 6-6 | 260 | 8/30/97 | Villa Mella, DR | | | | Bani, DR | Inland Empire | 1-3 | 2.70 | 18 | 0 | 0 | 0 | 0 | 4 | DID NOT PLAY | | | | 16 | 33 | 0.087 |
| 68 | Fermin, Jose | R | R | 6-3 | 245 | 11/28/01 | Payita, DR | | | | Payita, DR | Tri-City | 5-2 | 3.74 | 19 | 0 | 0 | 0 | 0 | 3 | 33.2 | 27 | 17 | 14 | 13 | 56 | 0.000 |
| 47 | González Victor | L | L | 5-11 | 215 | 11/16/95 | Tuxpan, Mexico | | | | Tuxpan, Mexico | Rocket City | 0-1 | 0.00 | 2 | 0 | 0 | 0 | 0 | 0 | 2.0 | 1 | 1 | 0 | 1 | 2 | 3,149 |
| 84 | Gordon, Austin | R | R | 6-4 | 200 | 6/14/03 | Myrtle Beach, SC | | | | Myrtle Beach, SC | NEW YORK (A.L.) Scranton/Wilkes-Barre | 2-1 | 3.86 | 27 | 0 | 0 | 0 | 0 | 2 | 23.1 | 13 | 12 | 10 | 13 | 11 | 0.000 |
| 43 | Hudson, Dakota | R | R | 6-5 | 215 | 9/15/94 | Dunlap, TN | | | | Myrtle Beach, SC | Clemson | 4-0 | 4.50 | 21 | 0 | 0 | 0 | 0 | 11 | 39.1 | 33 | 22 | 18 | 53 | 5.000 | |
| 81 | Johnson, Ryan | S | R | 6-6 | 215 | 8/5/02 | Dallas, TX | | | | Leawood, KS | COLORADO | 2-12 | 6.17 | 18 | 18 | 0 | 0 | 0 | 0 | 89.0 | 99 | 66 | 61 | 50 | 49 | 5.141 |
| 86 | Klassen, George | R | R | 6-1 | 185 | 1/26/02 | West Bend, WI | | | | Red Oak, TX | Albuquerque | 1-2 | 9.53 | 3 | 3 | 0 | 0 | 0 | 0 | 11.1 | 18 | 14 | 12 | 4 | 10 | 0.000 |
| | | R | R | 6-1 | 185 | 1/26/02 | West Bend, WI | | | | Port Washington, WI | Clearwater | 11-3 | 2.21 | 16 | 16 | 2 | 0 | 0 | 0 | 106.0 | 83 | 32 | 26 | 14 | 151 | 0.000 |
| | | R | R | 6-1 | 185 | 1/26/02 | West Bend, WI | | | | Jersey Shore | Jersey Shore | 2-0 | 0.71 | 9 | 9 | 0 | 0 | 0 | 0 | 38.0 | 21 | 4 | 3 | 12 | 57 | 0.000 |
| | | R | R | 6-1 | 185 | 1/26/02 | West Bend, WI | | | | Inland Empire | Inland Empire | 1-2 | 4.22 | 5 | 5 | 0 | 0 | 0 | 0 | 21.1 | 16 | 11 | 10 | 9 | 32 | 0.000 |
| | | R | R | 6-1 | 185 | 1/26/02 | West Bend, WI | | | | Tri-City | Tri-City | 1-0 | 1.80 | 1 | 1 | 0 | 0 | 0 | 0 | 5.0 | 3 | 1 | 1 | 3 | 10 | 0.000 |
| 78 | Minacci, Camden | R | R | 6-3 | 220 | 1/14/02 | Orlando, FL | | | | Tampa, FL | Rocket City | 2-3 | 5.65 | 7 | 7 | 0 | 0 | 0 | 0 | 28.2 | 24 | 18 | 18 | 22 | 36 | 0.000 |
| | | R | R | 6-3 | 220 | 1/14/02 | Orlando, FL | | | | Tampa, FL | Tri-City | 1-4 | 3.33 | 23 | 0 | 0 | 0 | 0 | 11 | 24.1 | 23 | 10 | 9 | 11 | 33 | 0.000 |
| 67 | Natera, Samy | L | L | 6-4 | 225 | 11/5/99 | Juarez, Mexico | | | | Juarez, Mexico | Rocket City | 2-2 | 3.28 | 22 | 0 | 0 | 0 | 0 | 7 | 24.2 | 27 | 12 | 9 | 11 | 35 | 0.000 |
| | | L | L | 6-4 | 225 | 11/5/99 | Juarez, Mexico | | | | Juarez, Mexico | Tri-City | 2-0 | 0.60 | 5 | 2 | 0 | 0 | 0 | 0 | 15.0 | 10 | 1 | 1 | 6 | 24 | 0.000 |
| No. | CATCHERS (4) | | | | B | T | Ht. | Wt. | Born | Birthplace | Residence | 2024 Club(s) | AVG | G | AB | R | H | 2B | 3B | RBI | BB | SO | SB | CS | SERVICE | | |
| 99 | Flores, Juan | R | R | 5-10 | 170 | 2/13/06 | Quibor, VZ | | | | Lara, VZ | Inland Empire | .280 | 48 | 186 | 32 | 52 | 16 | 1 | 3 | 25 | 12 | 40 | 3 | 1 | 0,000 | |
| 97 | Laverde, Dario | L | R | 5-10 | 160 | 2/26/05 | Caracas, VZ | | | | Caracas, VZ | Tri-City | .229 | 53 | 188 | 17 | 43 | 11 | 0 | 2 | 27 | 12 | 58 | 1 | 2 | 0,000 | |
| | | L | R | 5-10 | 160 | 2/26/05 | Caracas, VZ | | | | Caracas, VZ | Inland Empire | .277 | 57 | 213 | 28 | 59 | 10 | 4 | 2 | 21 | 27 | 56 | 0 | 0 | 0,000 | |
| | | R | R | 5-11 | 235 | 3/19/02 | Lynwood, CA | | | | Bellflower, CA | ACL Angels | .349 | 18 | 63 | 5 | 22 | 5 | 1 | 0 | 10 | 4 | 11 | 1 | 1 | 2,000 | |
| | | R | R | 5-11 | 235 | 3/19/02 | Lynwood, CA | | | | Bellflower, CA | Tri-City | .252 | 31 | 103 | 8 | 26 | 5 | 0 | 0 | 10 | 10 | 32 | 2 | 2 | 0,000 | |
| | | R | R | 5-11 | 235 | 3/19/02 | Lynwood, CA | | | | Bellflower, CA | ACL Angels | .143 | 5 | 7 | 2 | 1 | 0 | 0 | 0 | 1 | 2 | 2 | 0 | 0 | 0.141 | |
| 38 | Rivero, Sebastián | R | R | 6-1 | 210 | 11/16/98 | Maracay, VZ | | | | Maracay, VZ | Gwinnett | .214 | 29 | 89 | 8 | 19 | 4 | 0 | 0 | 7 | 7 | 20 | 1 | 0 | 0 | 0.141 |
| | | R | R | 6-1 | 210 | 11/16/98 | Maracay, VZ | | | | Maracay, VZ | Mississippi | .169 | 46 | 148 | 7 | 25 | 8 | 0 | 0 | 1 | 19 | 7 | 38 | 0 | 0 | 0.141 |

| No. | INFILDERS (8) | B | T | Ht. | Wt. | Born | Birthplace | Residence | 2024 Club(s) | AVG | G | AB | R | H | 2B | 3B | HR | RBI | BB | SO | SB | CS | SERVICE |
|-----|------------------|---|---|------|-----|----------|--------------------------|--------------------------|---------------|------|-----|-----|----|-----|----|----|----|-----|----|-----|----|----|---------|
| 77 | Anderson, Tim | R | R | 6-1 | 185 | 6/23/93 | Tuscaloosa, AL | Goodyear, AZ | MIAMI | .214 | 65 | 234 | 16 | 50 | 3 | 0 | 0 | 9 | 7 | 68 | 4 | 4 | 8.043 |
| 22 | Davis, J.D. | R | R | 6-2 | 225 | 4/27/93 | Elk Grove, CA | Goodyear, AZ | Jacksonville | .444 | 2 | 9 | 5 | 4 | 0 | 0 | 1 | 2 | 1 | 1 | 0 | 0 | 6.092 |
| | | | | | | | | OAKLAND | .236 | 39 | 123 | 12 | 29 | 4 | 0 | 4 | 5 | 9 | 30 | 0 | 0 | | |
| | | | | | | | | Las Vegas | .200 | 4 | 15 | 2 | 3 | 1 | 0 | 0 | 0 | 2 | 6 | 0 | 0 | | |
| | | | | | | | | NEW YORK (A.L.) | .105 | 7 | 19 | 1 | 2 | 1 | 0 | 0 | 1 | 3 | 9 | 0 | 0 | | |
| 76 | Fontenelle, Cole | S | R | 6-2 | 205 | 3/10/02 | Kirkland, WA | Sammamish, WA | Norfolk | .147 | 31 | 109 | 8 | 16 | 2 | 0 | 3 | 9 | 9 | 53 | 0 | 0 | 0.000 |
| | | | | | | | | Rocket City | .278 | 22 | 72 | 16 | 20 | 4 | 0 | 2 | 9 | 11 | 23 | 12 | 1 | 0 | |
| 92 | Guzman, Denzer | R | R | 6-1 | 180 | 2/8/04 | San Pedro de Macoris, DR | San Pedro de Macoris, DR | Tri-City | .291 | 19 | 79 | 12 | 23 | 3 | 1 | 0 | 5 | 4 | 28 | 3 | 1 | 0.000 |
| | | | | | | | | Rocket City | .206 | 83 | 296 | 26 | 61 | 9 | 1 | 6 | 30 | 36 | 90 | 7 | 6 | | |
| 17 | Kieboom, Carter | R | R | 6-2 | 210 | 9/3/97 | Marietta, GA | Marietta, GA | Rochester | .265 | 91 | 306 | 53 | 81 | 16 | 0 | 7 | 42 | 46 | 72 | 3 | 2 | 2.168 |
| 93 | Mershon, David | S | R | 5-8 | 175 | 5/24/03 | Taylors, SC | Taylors, SC | Rocket City | .254 | 29 | 114 | 13 | 29 | 5 | 0 | 0 | 8 | 12 | 31 | 5 | 1 | 0.000 |
| 94 | Moore, Christian | R | R | 6-1 | 210 | 10/21/02 | Brooklyn, NY | Brooklyn, NY | Inland Empire | .545 | 2 | 11 | 5 | 6 | 2 | 0 | 1 | 6 | 1 | 0 | 0 | 1 | 0.000 |
| | | | | | | | | Rocket City | .322 | 23 | 90 | 18 | 29 | 4 | 0 | 5 | 14 | 8 | 29 | 2 | 0 | | |
| 62 | Sánchez Yolmer | S | R | 5-11 | 210 | 6/29/92 | Maracay, VZ | Litchfield Park, AZ | Syracuse | .226 | 111 | 336 | 60 | 76 | 23 | 3 | 9 | 52 | 55 | 84 | 9 | 0 | 5.083 |
| No. | OUTFIELDERS (2) | B | T | Ht. | Wt. | Born | Birthplace | Residence | 2024 Club(s) | AVG | G | AB | R | H | 2B | 3B | HR | RBI | BB | SO | SB | CS | SERVICE |
| 79 | Rada, Nelson | L | L | 5-10 | 160 | 8/24/05 | Valencia, VZ | Valencia, VZ | Rocket City | .234 | 123 | 428 | 53 | 100 | 12 | 0 | 1 | 31 | 57 | 117 | 35 | 11 | 0.000 |
| 39 | Teodosio, Bryce | R | L | 6-3 | 220 | 6/18/99 | Greenville, SC | Simpsonville, SC | Salt Lake | .276 | 114 | 409 | 63 | 113 | 19 | 12 | 5 | 51 | 35 | 120 | 40 | 4 | 0.023 |
| | | | | | | | | | LAA | .083 | 5 | 12 | 1 | 1 | 0 | 0 | 0 | 0 | 0 | 5 | 0 | 0 | |



HOW THE ANGELS WERE BUILT

2025 ROSTER

(40-MAN ROSTER; HOW ORIGINALLY ACQUIRED BY ANGELS)

AMATEUR FREE AGENT DRAFT (14)

| Player | Draft Year | Round |
|----------------------|------------|--------------------|
| OF Jo Adell | 2017 | 1st (10th overall) |
| RHP Sam Bachman | 2021 | 1st (9th overall) |
| RHP Caden Dana | 2022 | 11th |
| LHP Jack Dashwood | 2019 | 12th |
| LHP Reid Detmers | 2020 | 1st (10th overall) |
| RHP Ben Joyce | 2022 | 3rd |
| RHP Jack Kochanowicz | 2019 | 3rd |
| RHP Victor Mederos | 2022 | 6th |
| INF Zach Neto | 2022 | 1st (13th overall) |
| INF Kyren Paris | 2019 | 2nd |
| INF Nolan Schanuel | 2023 | 1st (11th overall) |
| RHP Chase Silseth | 2021 | 11th |
| OF Mike Trout | 2009 | 1st (25th overall) |
| OF Taylor Ward | 2015 | 1st (26th overall) |

SIGNED AS MAJOR LEAGUE FREE AGENT (9)

| Player | Previous Organization | Date |
|-----------------------|-----------------------|---------------|
| LHP Tyler Anderson | Los Angeles (N.L.) | Nov. 15, 2022 |
| C Travis d'Arnaud | Atlanta | Nov. 12, 2024 |
| RHP Kyle Hendricks | Chicago (N.L.) | Nov. 7, 2024 |
| RHP Kenley Jansen | Boston | Feb. 15, 2025 |
| LHP Yusei Kikuchi | Houston | Nov. 27, 2024 |
| INF Yoán Moncada | Chicago (A.L.) | Feb. 15, 2025 |
| INF Kevin Newman | Arizona | Nov. 14, 2024 |
| INF Anthony Rendon | Washington | Dec. 13, 2019 |
| RHP Robert Stephenson | Tampa Bay | Jan. 23, 2024 |

SIGNED AS NON-DRAFTED/MINOR LEAGUE /INTERNATIONAL FREE AGENT (2)

| Player | Previous Organization | Date |
|-----------------|-----------------------|--------------|
| RHP Hans Crouse | Philadelphia | Feb. 8, 2024 |
| LHP José Suarez | None | July 3, 2014 |

ACQUIRED VIA TRADE (10)

| Player | From | Date | For |
|--------------------|----------------|----------------|-------------------------------|
| LHP Sam Aldegheri | Philadelphia | July 27, 2024 | RHP Carlos Estévez |
| INF Niko Kavadas | Boston | July 30, 2024 | RHP Luis García |
| INF Scott Kingery | Philadelphia | Nov. 1, 2024 | Cash considerations |
| OF Matthew Lugo | Boston | July 30, 2024 | RHP Luis García |
| OF Mickey Moniak | Philadelphia | Aug. 2, 2022 | RHP Noah Syndergaard |
| C Logan O'Hoppe | Philadelphia | Aug. 2, 2022 | OF Brandon Marsh |
| INF Luis Rengifo | Tampa Bay | March 20, 2018 | INF C.J. Cron (Feb. 17, 2018) |
| C Chuckie Robinson | Chicago (A.L.) | Dec. 19, 2024 | Cash considerations |
| OF Jorge Soler | Atlanta | Oct. 31, 2024 | RHP Griffin Canning |
| RHP Ryan Zeferjahn | Boston | July 30, 2024 | RHP Luis García |

CLAIMED OFF WAIVERS (6)

| Player | Previous Organization | Date |
|--|-----------------------|---------------|
| LHP Brock Burke | Texas | Aug. 13, 2024 |
| OF Gustavo Campero | New York (A.L.) | Dec. 10, 2020 |
| INF Ryan Noda | Oakland | Nov. 1, 2024 |
| RHP Michael Petersen | Miami | Feb. 11, 2025 |
| LHP José Quijada | Miami | Feb. 10, 2020 |
| RHP José Soriano (Returned as Rule 5 pick) | Pittsburgh | Nov. 14, 2021 |

RULE 5 DRAFT (1)

| Player | Phase | Previous Organization | Date |
|-----------------------|-------|-----------------------|---------------|
| LHP Garrett McDaniels | MLB | Los Angeles (N.L.) | Dec. 11, 2024 |

2025 ROSTER



PLAYERS REPORTING TO SPRING TRAINING (70)

| | | | | | |
|----|---------------------|-----|----|--------------------------|-----|
| 2 | RENGIFO, LUIS | INF | 51 | CAMPERO, GUSTAVO | OF |
| 3 | WARD, TAYLOR | OF | 52 | CROUSE, HANS | RHP |
| 5 | YOÁN MONCADA | INF | 53 | FELIPE, ÁNGEL** | RHP |
| 6 | RENDON, ANTHONY | INF | 54 | SUAREZ, JOSÉ | LHP |
| 7 | ADELL, JO | OF | 56 | ZEFERJAHN, RYAN | RHP |
| 8 | MONIAK, MICKEY | OF | 57 | McDANIELS, GARRETT | LHP |
| 9 | NETO, ZACH | INF | 58 | MEDEROS, VICTOR | RHP |
| 10 | NEWMAN, KEVIN | INF | 59 | SORIANO, JOSÉ | RHP |
| 12 | SOLER, JORGE | OF | 60 | DASHWOOD, JACK | LHP |
| 13 | KINGERY, SCOTT | INF | 61 | DARRELL-HICKS, MICHAEL** | RHP |
| 14 | O'HOPPE, LOGAN | C | 62 | SÁNCHEZ, YOLMER** | INF |
| 15 | LUGO, MATTHEW | OF | 63 | SILSETH, CHASE | RHP |
| 16 | KIKUCHI, YUSEI | LHP | 64 | SHAUN ANDERSON** | RHP |
| 17 | KIEBOOM, CARTER** | INF | 65 | QUIJADA, JOSÉ | LHP |
| 18 | SCHANUEL, NOLAN | INF | 66 | ALDEGHERI, SAM | LHP |
| 19 | PARIS, KYREN | INF | 67 | NATERA, SAMY** | LHP |
| 20 | KAVADAS, NIKO | INF | 68 | FERMIN, JOSE** | RHP |
| 22 | DAVIS, J.D.** | INF | 70 | PETERSEN, MICHAEL | RHP |
| 24 | STEPHENSON, ROBERT | RHP | 71 | CÁCERES, KELVIN | RHP |
| 25 | d'ARNAUD, TRAVIS | C | 74 | JANSEN, KENLEY | RHP |
| 27 | TROUT, MIKE | OF | 75 | BROGDON, CONNOR** | RHP |
| 28 | HENDRICKS, KYLE | RHP | 76 | FONTENELLE, COLE** | INF |
| 31 | ANDERSON, TYLER | LHP | 77 | ANDERSON, TIM** | INF |
| 33 | ROBINSON, CHUCKIE | C | 78 | MINACCI, CAMDEN** | RHP |
| 36 | DANA, CADEN | RHP | 79 | RADA, NELSON** | OF |
| 38 | RIVERO, SEBASTIÁN** | C | 81 | JOHNSON, RYAN** | RHP |
| 39 | TEODOSIO, BRYCE** | OF | 82 | CORTEZ, CHRIS** | RHP |
| 40 | BACHMAN, SAM | RHP | 84 | GORDON, AUSTIN** | RHP |
| 41 | KOCHANOWICZ, JACK | RHP | 86 | KLASSEN, GEORGE** | RHP |
| 43 | HUDSON, DAKOTA** | RHP | 92 | GUZMAN, DENZER** | INF |
| 44 | JOYCE, BEN | RHP | 93 | MERSHON, DAVID** | INF |
| 46 | BURKE, BROCK | LHP | 94 | MOORE, CHRISTIAN** | INF |
| 47 | GONZÁLEZ, VICTOR** | LHP | 97 | LAVERDE, DARIO** | C |
| 48 | DETMERS, REID | LHP | 98 | RIOS, ALBERTO** | C |
| 49 | NODA, RYAN | INF | 99 | FLORES, JUAN** | C |

PRONUNCIATIONS

Sam ALDEGHERI (al-duh-GEAR-ee)
 Sam BACHMAN (BOCK-min)
 Travis d'ARNAUD (dar-NO)
 ÁNGEL (AHN-hell) FELIPE (feh-LEE-pay)
 José FERMIN (fair-MEAN)
 Cole FONTENELLE (font-in-EL)
 Niko KAVADAS (kuh-VAH-dis)
 Carter KIEBOOM (KEY-boom)
 YUSEI (YOU-say) KIKUCHI (key-KOO-che)
 Scott KINGERY (KING-urr-ee)
 George KLASSEN (CLAW-sen)
 Jack KOCHANOWICZ (ko-HAWN-o-wits)
 Camden MINACCI (meh-NASS-ee)
 YOÁN (YO-on) MONCADA (moan-CAH-duh)

Mickey MONIAK (MO-nee-ak)
 Samy NATERA (nuh-TAIR-uh)
 Zach NETO (NET-oh)
 Ryan NODA (NO-duh)
 Logan O'HOPPE (oh-HOP-ee)
 KYREN (KIY-rin) Paris
 José QUIJADA (kee-HAH-dah)
 Anthony RENDON (ren-DOHN)
 Luis RENGIFO (ren-HE-foe)
 Nolan SCHANUEL (SHAWN-uh-well)
 JORGE (HOR-hay) SOLER (soh-LAIR)
 José SUAREZ (SWAR-ez)
 Bryce TEODOSIO (tee-oh-DOH-see-oh)
 Ryan ZEFERJAHN (ZEF-er-jawn)



IN-SEASON BIRTHDAYS (40-MAN & MANAGER/COACHES)

February

9th - Logan O'Hoppe
 10th - Travis d'Arnaud
 13th - Ryan Goins
 14th - Nolan Schanuel
 24th - Robert Stephenson
 25th - Jorge Soler
 26th - Luis Rengifo
 28th - Ryan Zeferjahn

March

18th - Chase Silseth
 24th - Steve Karsay
 30th - Ryan Noda &
 Barry Enright

April

8th - Jo Adell
 29th - Scott Kingery &
 Ron Washington

May

6th - Johnny Washington
 9th - Matthew Lugo
 11th - Manny Del Campo
 13th - Mickey Moniak
 16th - Michael Petersen
 18th - Chase Silseth &
 Eric Young Sr.
 22nd - Jason Brown
 27th - Yoán Moncada

June

6th - Anthony Rendon
 8th - Victor Mederos
 11th - Davis Daniel
 17th - Yusei Kikuchi

July

5th - Bo Porter
 8th - Reid Detmers

August

4th - Brock Burke &
 Kevin Newman
 7th - Mike Trout
 8th - Ray Montgomery
 21st - Brandon Drury
 26th - Jayson Nix
 28th - Tim Buss

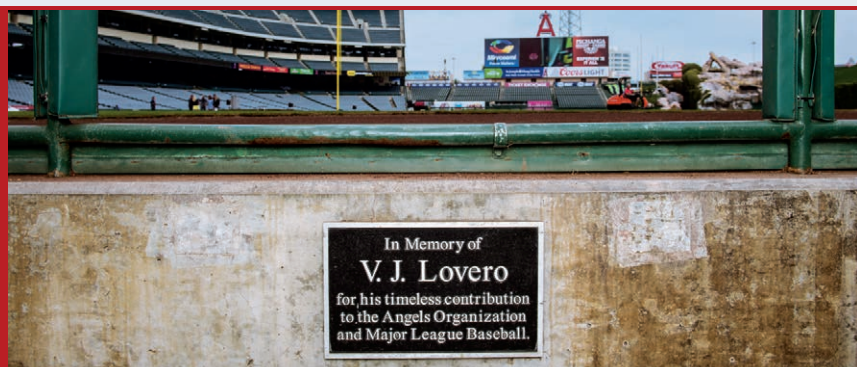
September

15th - Hans Crouse
 17th - Ben Joyce
 19th - Sam Aldegheri
 20th - Gustavo Campero
 30th - Sam Bachman &
 Kenley Jansen

October

20th - José Soriano
 27th - Niko Kavadas

V.J. LOVERO PHOTO WELL



V.J. Lovero, considered by many as one of the top sports photographers in the country, passed away much too soon on January 12, 2004 after a four-year battle with cancer. Despite his circumstances, he remained optimistic about life, and continued to focus on his photography, family and friends. For years, we were privileged to view the beauty of baseball through the eyes of his lens. His photographs captured the essence, emotion, artistry and even humor of our great game.

His career included covering the two Anaheim sports franchises in addition to serving Sports Illustrated as one of its premier photographers. After joining SI in 1985, his work graced the cover of the magazine an amazing 39 times. V.J. also covered numerous World Series, Stanley Cup Finals, Super Bowls, championship fights and Olympic Games.

V.J. left something behind for all who knew him. His life reminds us there are countless moments in our lives to be treasured. We are fortunate that many of his professional "moments" were preserved with a photograph.



PLAYER DEVELOPMENT



PLAYER DEVELOPMENT

PLAYER DEVELOPMENT STAFF

| | |
|--|---------------|
| DIRECTOR, PLAYER DEVELOPMENT | Joey Prebyski |
| ASSISTANT DIRECTOR, PLAYER DEVELOPMENT | Tony Ferreira |
| ASSISTANT, PLAYER DEVELOPMENT | Luis Barranco |
| COORDINATOR, ARIZONA OPERATIONS | Tripp Norton |
| COORDINATOR, LATIN AMERICAN OPERATIONS | Michael Noboa |
| MANAGER, MINOR LEAGUE EQUIPMENT | Louie Raya |

ROVING INSTRUCTORS & SPECIAL ASSISTANTS

| | |
|--|---------------|
| FIELD COORDINATOR | Joe Kruzel |
| ASSISTANT FIELD COORDINATOR | Sean Kazmar |
| ARIZONA & LATIN AMERICAN FIELD COORDINATOR | Erick Salcedo |
| PITCHING COORDINATOR | Dom Chiti |
| ASSISTANT PITCHING COORDINATOR | Derrin Ebert |
| HITTING COORDINATOR | Phil Plantier |
| ASSISTANT HITTING COORDINATOR | Jobel Jimenez |
| HITTING PERFORMANCE COORDINATOR | Ryan Sebra |
| CATCHING COORDINATOR | Bill Haselman |
| INFIELD COORDINATOR | Mike Gallego |
| OUTFIELD & BASERUNNING COORDINATOR | Ben Francisco |

PERFORMANCE STAFF

| | |
|---|----------------------------------|
| DIRECTOR, MINOR LEAGUE MEDICAL | Robert Tarpey |
| MINOR LEAGUE REHAB COORDINATOR | Joseph Skrzypek |
| COORDINATOR OF MINOR LEAGUE MEDICAL SERVICES | Geoff Hostetter |
| MINOR LEAGUE PHYSICAL THERAPIST | Keith Kocher & Rolando Rodriguez |
| PLAYER DEVELOPMENT DIETICIAN | Jasmine Gilbert & Miguel Quiroz |
| STRENGTH & CONDITIONING COORDINATOR | Kenneth Galletta |
| COORDINATOR OF STRENGTH & CONDITIONING SERVICES | Doug Jarrow |
| ASSISTANT STRENGTH & CONDITIONING COORDINATOR | Ryan Clausen |
| REHAB COACHES | Mike Megrew & Kernan Ronan |
| EMPLOYEE ASSISTANCE PROGRAM DIRECTOR | Erik Abell |

VIDEO STAFF

| | |
|--|------------------|
| MINOR LEAGUE VIDEO COORDINATOR | Alexandria Woody |
| ASSISTANT MINOR LEAGUE VIDEO COORDINATOR | Pietro Oliva |

DOMINICAN REPUBLIC ADMINISTRATION

| | |
|--|-----------------|
| COORDINATOR, DOMINICAN REPUBLIC ACADEMY ADMINISTRATION | Fausto Betances |
| DR ADMINISTRATION, INTERNATIONAL SCOUTING | Grace Mercedes |

THANK YOU INLAND EMPIRE

The 2025 season marks the 15th and final year of the Angels affiliation with the Inland Empire 66ers franchise. Beginning in 2026, the Angels Low-A affiliate in the California League will shift to the Rancho Cucamonga Quakes.

The Quakes were previously the Angels High-A affiliate from 2001-2010. Several Angels All-Stars played for Rancho Cucamonga during their ascent to the Major Leagues, including Howie Kendrick, Ervin Santana, Jered Weaver and Mike Trout.

PLAYER DEVELOPMENT



MINOR LEAGUE AFFILIATES

SALT LAKE BEES

CLASS AAA — PACIFIC COAST LEAGUE

THE BALLPARK AT AMERICA FIRST SQUARE

11131 S. Ballpark Drive

South Jordan, UT 84009

(801) 304-4060

www.slbees.com



| | |
|--|------------------|
| Owner | Gail Miller |
| General Manager/CFO | Ty Wardle |
| Sr. VP of Baseball/Assistant General Manager | Cameron Coughlan |
| Director of Broadcasting | Tony Parks |
| Communications Manager | Nate Thompson |

| | |
|---------------------------------|------------------------------|
| Manager | Keith Johnson |
| Pitching Coach | Shane Loux |
| Assistant Pitching Coach | Andy Hawkins |
| Hitting Coach | Alonzo Powell |
| Coach | Jack Santora |
| Athletic Trainers | Jonathan Fierro & Koki Ikeda |
| Strength and Conditioning Coach | Jimmy Sanchez |
| Game Planning Strategist | Michael Snow |
| Video Assistant | Zackary Turner |
| Clubhouse Manager | Chris Simonsen |

ROCKET CITY TRASH PANDAS

CLASS AA — SOUTHERN LEAGUE

TOYOTA FIELD

500 Trash Panda Way

Madison, AL 35758

(256) 325-1403

www.trashpandasbaseball.com



| | |
|---|------------------|
| Executive Vice President and General Manager | Garrett Fahrmann |
| Executive Vice President | Lindsey Knupp |
| Director, Broadcasting & Baseball Information | Josh Caray |
| Manager, Broadcast & Media Relations | Chris Harris |

| | |
|---------------------------------|----------------------------|
| Manager | Andy Schatzley |
| Pitching Coach | Michael Wuerz |
| Assistant Pitching Coach | Bo Martino |
| Hitting Coach | Joel Chimelis |
| Coach | Rod Barajas |
| Athletic Trainers | Dylan Culwell & Dan Turner |
| Strength and Conditioning Coach | David Robertson |
| Game Planning Strategist | Jose Reyes |
| Video Assistant | Easton Rhodes |
| Clubhouse Manager | Bubba Hearn |

TRI-CITY DUST DEVILS

HIGH A — NORTHWEST LEAGUE

GESA STADIUM

6200 Burden Blvd.

Pasco, WA 99301

(509) 544-8789

www.dustdevilsbaseball.com



| | |
|---|--------------|
| President | Derrel Ebert |
| Vice President and General Manager | Ann Shively |
| Director of Broadcasting & Baseball Information | Doug Taylor |

| | |
|---------------------------------|------------------|
| Manager | Dann Bilardello |
| Pitching Coach | Doug Henry |
| Hitting Coach | Raywilly Gomez |
| Coach | Trevor Nyp |
| Athletic Trainer | Chase Galloway |
| Strength and Conditioning Coach | Matt Gabriel |
| Game Planning Strategist | Michael Portela |
| Video Assistant | Nathan Hemingway |
| Clubhouse Manager | Joe Creason |



PLAYER DEVELOPMENT

INLAND EMPIRE 66ERS

LOW-A — CALIFORNIA LEAGUE

SAN MANUEL STADIUM

280 South E. Street
San Bernardino, CA 92401
(909) 888-9922
www.66ers.com



| | |
|---|-----------------|
| Diamond Baseball Holdings SoCal General Manager | Joe Hudson |
| General Manager | Hollee Haines |
| Director of Broadcasting | Steve Wendt |
| Manager | Dave Stapleton |
| Pitching Coach | Elmer Dessens |
| Hitting Coach | Tony Jaramillo |
| Coach | Brian Rupp |
| Coach | Steve Hernandez |
| Athletic Trainer | Masa Koyanagi |
| Strength and Conditioning Coach | Davin Roach |
| Game Planning Strategist | Starlin Gill |
| Video Assistant | Grant Pocius |
| Clubhouse Manager | Eric Koontz |
| Assistant Clubhouse Manager | Nicholas Segura |

ACL ANGELS

ROOKIE — ARIZONA COMPLEX LEAGUE

ANGELS PLAYER DEVELOPMENT CENTER

2225 West Westcourt Way
Tempe, AZ 85282
(480) 858-7555



| | |
|---------------------------------|-----------------|
| Manager | Hainley Statia |
| Pitching Coach | Ron Villone |
| Pitching Coach | Gil Heredia |
| Hitting Coach | Eddie Menchaca |
| Performance Coach | Derek Florke |
| Coach | Ever Magallanes |
| Athletic Trainer | Jeremy Hall |
| Strength and Conditioning Coach | Luis Cervantes |
| Game Planning Strategist | Shane Mittleman |
| Video Assistant | Brooklyn Tanner |

DSL ANGELS

ROOKIE — DOMINICAN SUMMER LEAGUE

ANGELS DOMINICAN COMPLEX

Carretera Jubey KM 1.5
Boca Chica, Santo Domingo Oeste, DR
(809) 591-1788



| | |
|---------------------------------|-----------------------|
| Manager | Héctor De La Cruz |
| Pitching Coach | Enrique Gonzalez |
| Pitching Coach | Jose Marte |
| Hitting Coach | Anel De Los Santos |
| Catching Coach | Danilo Sanchez |
| Outfield Coach | Juan Zapata |
| Coach | Berban Gonzalez |
| Athletic Trainer | Rafael Abreu |
| Strength and Conditioning Coach | Edinson Oviedo |
| Strength and Conditioning Coach | Christopher Rodriguez |
| Video Assistant | Jorge Chirinos |
| Clubhouse Manager | Martin Balbuena |
| Assistant Clubhouse Manager | Ysrael Rojas |

PLAYER DEVELOPMENT



KEITH JOHNSON

TRIPLE-A SALT LAKE

MANAGERIAL AND COACHING SUMMARY

- ◆ Johnson returns for third season in his third stint as Manager of Triple-A **Salt Lake**...The **2025** season will mark his 18th season with the **Angels** organization...Previously managed Salt Lake from 2011-14 and 2016-18.
- ◆ Across parts of 14 seasons as a minor league manager, owns a 911-974 (.489) record...Has posted a 616-681 (.475) record across nine seasons with the Bees.
- ◆ In **2024**, Salt Lake posted a 67-82 (.450) record and finished in fifth place in Pacific Coast League West...In **2023**, Bees had a 70-79 (.470) record and finished in fourth place.
- ◆ Spent **2019** season managing in Marlins minor league system with Triple-A **New Orleans**...Led Baby Cakes to a 73-65 (.529) record and a third place finish in the PCL American Southern Division.
- ◆ Led Bees to second-place division finish in **2018** with a 71-68 record (.511)...In **2017**, managed Bees to their first winning season (72-70) since 2013 and finished one game behind out of first place in PCL Southern Division.
- ◆ Began **2015** as Infield Instructor, then joined Angels Major League staff following the All-Star Break as a Player Information Coach...Bees finished with a 60-86 record in **2014**.
- ◆ In **2013**, was named PCL 'Manager of the Year' by his peers and by *Baseball America*...Compiled a 78-66 (.542) record and advanced to PCL Finals...Bees finished 73-71 (.507) in **2012** and 62-82 (.431) in **2011**.
- ◆ Led Adv-A **Rancho Cucamonga** to California League Championship Series in **2010**...Quakes posted a 61-79 record in **2009** and finished third in the South Division of the Cal League.
- ◆ Spent **2008** season at Single-A **Cedar Rapids** where he led Kernels to the playoffs as a wild card winner in second half...Finished with a 72-66 overall mark; Swept Western Division Semifinals but lost in Division Finals series.
- ◆ Spent two seasons (**2006-07**) as Hitting Coach at Double-A **Arkansas**...Made Managerial debut when he took over as Arkansas' Interim Manager for final 32 games of the 2006 season.
- ◆ Spent **2005** as Batting Coach for Pioneer League champion Orem Owlz...Was hitting coach for Mesa Angels in rookie Arizona League in **2004**.

PLAYING CAREER & MISC

- ◆ Played professionally for 11 seasons as infielder with **Dodgers (1993-98, 2001)**, **Diamondbacks (1999)** and **Angels (2000, 2002-03)** organizations...Made Major League Debut on April 17, 2000 vs. Toronto; Appeared in six games for the Angels in 2000 and batted .500 (2/4) with two runs scored.
- ◆ Batted .264 (1205/4573) with 118 home runs and 600 RBI in 1,265 minor league games.
- ◆ Was originally selected by Dodgers in fourth round of 1992 Draft and signed on June 4, 1992... Retired as a player after 2003 season.
- ◆ Attended University of Pacific (Stockton, CA), where he majored in Sports Medicine and player three seasons (1990-92) for the UOP baseball team....Prepped at Hanford High (CA) where he played baseball, basketball and football and graduated in 1992.

JOHNSON'S MANAGERIAL RECORD

| Year | Club | League | Won | Lost | Pct. | Finish |
|---------------------|------------------|---------------|-----|------|------|------------------|
| 2006 | Arkansas | Texas | 11 | 21 | .344 | 3rd ^A |
| 2008 | Cedar Rapids | Midwest | 72 | 66 | .522 | 5th/2nd* |
| 2009 | Rancho Cucamonga | California | 61 | 79 | .436 | 4th/T3rd |
| 2010 | Rancho Cucamonga | California | 78 | 62 | .436 | 2nd/1st |
| 2011 | Salt Lake | Pacific Coast | 62 | 82 | .431 | 4th |
| 2012 | Salt Lake | Pacific Coast | 73 | 71 | .507 | 3rd |
| 2013 | Salt Lake | Pacific Coast | 78 | 66 | .542 | 1st* |
| 2014 | Salt Lake | Pacific Coast | 60 | 84 | .417 | 4th |
| 2016 | Salt Lake | Pacific Coast | 63 | 79 | .444 | 4th |
| 2017 | Salt Lake | Pacific Coast | 72 | 70 | .507 | 2nd |
| 2018 | Salt Lake | Pacific Coast | 71 | 68 | .511 | 2nd |
| 2019 | New Orleans | Pacific Coast | 73 | 65 | .529 | 3rd |
| 2023 | Salt Lake | Pacific Coast | 70 | 79 | .470 | 4th |
| 2024 | Salt Lake | Pacific Coast | 67 | 82 | .450 | 5th |
| TOTALS (14 seasons) | | | 911 | 974 | .489 | |

*Reached playoffs ^AInterim Manager



PLAYER DEVELOPMENT



ANDY SCHATZLEY

DOUBLE-A ROCKET CITY

MANAGERIAL AND COACHING SUMMARY

- ◆ Returns for his fifth season as a minor league manager in the **Angels** organization and fourth as skipper of Double-A **Rocket City** in **2025**.
- ◆ Trash Pandas finished in third place of the Southern League North Division and ended season with 61-75 record in **2024**.
- ◆ In **2023**, Trash Pandas posted a 58-80 (.420) record and finished third in the Southern League North Division...In his first year as Manager in **2022**, led Rocket City to win the North Division with a 81-57 record (.587), the best record in the Southern League, and clinched a playoff berth for the first time in franchise history.
- ◆ Made managerial debut in **2021** with High-A **Tri-City** with a 43-68 (.387) record.
- ◆ Spent eight years (2012-19) as Associate Head Baseball Coach, Recruiting Coordinator, and Offensive & Defensive Instructor at Harding University (Searcy, AR)...Previously served as an Assistant Coach and Graduate Assistant with Emporia State University (Emporia, KS) and Lubbock Christian University (Lubbock, TX), and coached in two collegiate summer leagues.
- ◆ Holds a Bachelor's Degree in History and a Master's Degree in Organizational Leadership...He played collegiately at Pratt Community College (Pratt, KS) from 2004-06, and at Lyon College (Batesville, AR) from 2006-08.

SCHATZLEY'S MANAGERIAL RECORD

| Year | Club | League | Won | Lost | Pct. | Finish |
|--------------------|-------------|-------------|-----|------|------|--------|
| 2021 | Tri-City | High-A West | 43 | 68 | .387 | 6th |
| 2022 | Rocket City | Southern | 81 | 57 | .587 | 1st |
| 2023 | Rocket City | Southern | 58 | 80 | .420 | 3rd |
| 2024 | Rocket City | Southern | 61 | 75 | .449 | 3rd |
| TOTALS (3 seasons) | | | 243 | 280 | .465 | |

ROBERT O. FISHEL AWARD

The Robert O. Fishel Award, named after the longtime baseball executive, goes to the "active, non-uniformed representative of MLB whose ethics, character, dedication, service, professionalism and humanitarianism best represent the standards propounded by Robert O. Fishel." Fishel, an executive with the Cleveland Indians, St. Louis Browns, New York Yankees and A.L. Office, was the inaugural Award winner in 1981. All-time honorees are:

- | | |
|---|--|
| 1981 – Robert O. Fishel, American League | 2003 – Rick Vaughn, Tampa Bay Devil Rays |
| 1982 – Robert W. Brown, Baltimore Orioles | 2004 – Jeff Idelson, Baseball Hall of Fame |
| 1983 – Larry Shenk, Philadelphia Phillies | 2005 – Randy Adamack, Seattle Mariners |
| 1984 – Arthur E. (Red) Patterson, Angels | 2006 – Rob Butcher, Cincinnati Reds |
| 1985 – Jim Ferguson, Cincinnati Reds | 2007 – Richard Levin, Major League Baseball |
| 1986 – Fred Claire, Los Angeles Dodgers | 2008 – Scott Reifert, Chicago White Sox |
| 1987 – Jim Toomey, St. Louis Cardinals | 2009 – Pat Courtney, Major League Baseball |
| 1988 – Tom Mee, Minnesota Twins | 2010 – Jay Alves, Colorado Rockies |
| 1989 – Donald Davidson, Houston Astros | 2011 – Jim Trdinich, Pittsburgh Pirates |
| 1990 – Ned Colletti, Chicago Cubs | 2012 – Staci Slaughter, San Francisco Giants |
| 1991 – Phyllis K. Merhige, American League | 2013 – Tim Hevly, Seattle Mariners |
| 1992 – Richard Griffin, Montreal Expos | 2014 – Jason Zillo, New York Yankees |
| 1993 – John Blake, Texas Rangers | 2015 – Brian Bartow, St. Louis Cardinals |
| 1994 – Katy Feeney, National League | 2016 – Bart Swain, Cleveland Indians |
| 1995 – Howard Starkman, Toronto Blue Jays | 2017 – Gene Dias, Houston Astros |
| 1996 – Bill Guilfoile, Baseball Hall of Fame | 2018 – Josh Rawitch, Arizona Diamondbacks |
| 1997 – Dick Bresciani, Boston Red Sox | 2019 – Tyler Barnes, Milwaukee Brewers |
| 1998 – Jay Horwitz, New York Mets | 2020 – Dustin Morse, Minnesota Twins |
| 1999 – Bob DiBiao, Cleveland Indians | 2021 – Mike Teevan, Major League Baseball |
| 2000 – Tim Mead, Angels | 2022 – Kevin Gregg, Philadelphia Phillies |
| 2001 – Rob Matwick, Houston Astros | 2023 – Rich Rice, Texas Rangers |
| 2002 – Mike Swanson, Arizona Diamondbacks | 2024 – John Blundell, Major League Baseball |

PLAYER DEVELOPMENT



DANN BILARDELLO

HIGH-A TRI-CITY

MANAGERIAL AND COACHING SUMMARY

- ◆ Dann Bilardello will make his **Angels** managerial debut with High-A **Tri-City** in **2025** after joining the Angels organization as a bench coach for Double-A **Rocket City** in **2024**.
- ◆ Bilardello brings 14 years of managerial experience to the helm of Tri-City...He previously spent **2002-04** managing in the **Dodgers** Minor League system, **2005** in the **Red Sox** system and **2010-19** within the **Cardinals** organization.
- ◆ Across 1668 career games managed, Bilardello holds a 855-812 (.513) record.
- ◆ While with the Cardinals Adv.-A **Palm Beach**, from **2017-19**, led team to back-to-back playoff appearances for the second time in franchise history...Over three seasons at Palm Beach, he posted a 206-191 (.519) record.
- ◆ In his first year as manager of Single-A **Batavia**, his **2010** squad won the Pinckney Division crown...Prior to beginning his 10-year managerial stint with the Cardinals organization, he was a minor league catching coordinator for St. Louis from **2007-09**.

PLAYING CAREER/MISC.

- ◆ Spent parts of eight seasons with four Major League teams (**Cincinnati**, **Montreal**, **Pittsburgh** and **San Diego**) from 1983-92...Made Major League debut on April 11, 1983 with Cincinnati vs. Chicago (N.L.).
- ◆ Batted .204 (194/949) in 382 career MLB games...Played 818 Minor League games from 1978-1994 and batted .260 (667/2566) with 90 home runs, 385 RBI and 347 runs scored.
- ◆ Bilardello, 65, has three children, Davis, Trey and Kammie...Davis was a left-handed pitcher drafted by St. Louis in 43rd round of the 2007 Draft and played two seasons in Cardinals organization.

BILARDELLO'S MANAGERIAL RECORD

| Year | Club | League | Won | Lost | Pct. | Finish |
|---------------------|---------------|----------------|-------|-------|-----------|------------|
| 2002 | Great Falls | Pioneer | 47 | 28 | .627 | 1st*# |
| 2003 | South Georgia | South Atlantic | 64 | 72 | .471 | 6th |
| 2004 | Columbus | South Atlantic | 69 | 69 | .500 | 3rd |
| 2005 | Wilmington | Carolina | 31/29 | 39/41 | .443/.414 | 4th/4th |
| 2010 | Batavia | New York-Penn. | 45 | 29 | .608 | 1st (2nd)* |
| 2011 | Batavia | New York-Penn. | 37 | 38 | .493 | 4th (8th) |
| 2012 | Batavia | New York-Penn. | 44 | 32 | .579 | 2nd (5th) |
| 2013 | Peoria | Midwest | 38/30 | 29/40 | .567/.429 | 3rd/6th |
| 2014 | Palm Beach | Florida | 36/40 | 33/30 | .522/.571 | 3rd/3rd |
| 2015 | Springfield | Texas | 30/34 | 40/36 | .429/.486 | 4th/2nd |
| 2016 | Springfield | Texas | 41/34 | 29/36 | .586/.486 | 1st*/3rd |
| 2017 | Palm Beach | Florida | 40/34 | 27/33 | .597/.507 | 1st*/5th |
| 2018 | Palm Beach | Florida | 39/36 | 25/33 | .609/.522 | 1st*/3rd |
| 2019 | Palm Beach | Florida | 35/22 | 29/44 | .547/.333 | 2nd/6th |
| TOTALS (14 Seasons) | | | 855 | 812 | .513 | |

#Won League Championship

*Reached playoffs





PLAYER DEVELOPMENT



DAVE STAPLETON

LOW-A INLAND EMPIRE

MANAGERIAL AND COACHING SUMMARY

◆ Enters 12th season in **Angels** organization and fourth as Manager of Low-A **Inland Empire** in **2025**.

◆ In **2024**, Inland Empire finished in fourth place in the California League South Division with a 58-72 (.446) record.

◆ Led team to a second playoff berth in **2023**, winning California League South Division second-half championship in consecutive seasons.

◆ In **2022**, 66ers finished with a 70-62 record (.530) to win the South Division second-half championship and finished second place overall in the South Division of the California League, making the playoffs.

◆ Managed **ACL Angels** in **2021** and the team finished with a 30-28 record (.517), fourth in the division...**2019 AZL Angels** finished the season with a 20-36 record (.357)...In **2017**, in his first campaign as Manager in Arizona League, the team went 30-26 (.536) and finished second in the East Division.

◆ Managed Rookie-level **Orem** in Pioneer League from **2014-16** and **2018**...In 2016, led Owlz to Pioneer League Championship with sweep of Billings in Championship Series...In 2015, led Orem to a 24-14 first-half record and won the first-half title, but fell in the Pioneer League South division playoff series...Guided Owlz to a 42-33 record (.560) and a playoff berth in 2014, but lost the Championship Series to Billings.

◆ Previously coached his alma mater Grand Canyon University for 17 seasons, including more than 10 years as Head Coach with a 256-290 record (.469) with the Antelopes...The GCU softball stadium, Stapleton-Pierson Stadium, is partially named after him.

PLAYING CAREER

◆ Spent six seasons in the **Brewers** organization as a left-handed relief pitcher from **1984-89**.

◆ Pitched 10 Major League games for Milwaukee (1987-88), finishing with a 2-0 record and 3.81 ERA (28.1 IP - 12 ER) and 20 strikeouts.

◆ In five minor league seasons, went 30-26 with a 3.43 ERA (444 IP - 169 ER) and 310 strikeouts...In 1987, with Double-A El Paso and Triple-A Denver, went 11-3 with a 3.88 ERA (139.1 IP - 60 ER).

STAPLETON'S MANAGERIAL RECORD

| Year | Club | League | Won | Lost | Pct. | Finish |
|---------------------|---------------|------------|-------|-------|-----------|------------|
| 2014 | Orem | Pioneer | 24/18 | 14/19 | .632/.486 | 1st*/3rd |
| 2015 | Orem | Pioneer | 24/17 | 14/21 | .632/.447 | 1st*/3rd |
| 2016 | Orem | Pioneer | 22/16 | 16/22 | .579/.421 | #T1st*/4th |
| 2017 | AZL Angels | Arizona | 15/15 | 13/13 | .536/.536 | 2nd/2nd |
| 2018 | Orem | Pioneer | 12/10 | 26/28 | .316/.263 | 4th/4th |
| 2019 | AZL Angels | Arizona | 8/12 | 20/16 | .286/.429 | 8th/5th |
| 2021 | ACL Angels | Arizona | 30 | 28 | .517 | 4th |
| 2022 | Inland Empire | California | 32/38 | 34/28 | .485/.576 | 3rd/1st* |
| 2023 | Inland Empire | California | 33/35 | 30/31 | .524/.530 | 2nd/1st* |
| 2024 | Inland Empire | California | 25/33 | 40/32 | .385/.508 | 4th/4th |
| TOTALS (10 Seasons) | | | 419 | 445 | .485 | |

#Won League Championship

*Reached playoffs



HAINLEY STATIA

ACL ANGELS

MANAGERIAL AND COACHING SUMMARY

◆ Begins second season as Manager of **ACL Angels** in **2025**...In his first season as a minor league manager in **2024**, led ACL Angels to second place finish in ACL Central Division and a 32-28 (.533) record.

◆ Previously served five years (**2019-23**) as Angels Roving Infield Coordination.

◆ During **2017-18** seasons, was Hitting Coach for Milwaukee's Single-A **Wisconsin**... Made coaching debut in **2016** as Hitting Coach for the **AZL Brewers**.

PLAYING CAREER

◆ The Curaçao native was initially drafted by Angels in ninth round of **2004** Draft and played six seasons in Angels system, reaching as high as Triple-A **Salt Lake** in 2010...Named a Mid-Season All-Star in 2006 with Single-A **Cedar Rapids** and 2007 with Adv.-A **Rancho Cucamonga**.

◆ After becoming a minor league free agent prior to the **2011** season, signed with **Brewers** and played four more minor league seasons before retiring.

STATIA'S MANAGERIAL RECORD

| Year | Club | League | Won | Lost | Pct. | Finish |
|--------------------|------------|---------|-----|------|------|--------|
| 2024 | ACL Angels | Arizona | 32 | 28 | .533 | 2nd |
| TOTALS (1 Seasons) | | | 32 | 28 | .533 | |

PLAYER DEVELOPMENT



HÉCTOR DE LA CRUZ

DSL ANGELS

MANAGERIAL AND COACHING SUMMARY

- ◆ Begins his tenth season with the **Angels** organization and ninth as Manager of **Dominican Summer League Angels** in **2025**.
- ◆ Across his seven seasons (**2016-19**, **2021-24**) as manager, DSL Angels have combined to post a 260-243 (.517) record...During the **2024** campaign, the Halos went 38-18 (.679) and finished second in the DSL Central division...Angels clinched a Wild Card playoff appearance for second consecutive year and posted an above .500 record for a fourth consecutive season (2021-2024).
- ◆ De La Cruz has led the team to second-place finishes in three consecutive years (**2022-24**) and clinched playoff berths in back-to-back seasons (2023-2024).
- ◆ In **2023**, the Halos finished second with a 37-18 record (.673) record...In **2022**, the Halos also finished second with a 35-25 (.583) record...The Angels finished in fourth place in **2021** with a 32-26 (.552) record, eighth place with a 23-40 (.365) record in **2019**, eighth place at 21-51 (.292) in **2018**, and fourth place with a 35-35 (.500) record in **2017**.
- ◆ Finished with a 39-31 (.557) record in **2016** during first year as skipper to mark first winning season for DSL Angels since 2013; the .557 win percentage in 2016 was highest for any Angels affiliate club.
- ◆ Coached in Dominican Winter League with **Gigantes del Cibao** (**2012**) and **Estrellas Orientales** (**2013-14**).
- ◆ Spent 13 seasons coaching in **Diamondbacks** system....Prior to joining Angels in 2016, had last managed with Arizona Summer League D-backs in 2012...Spent two seasons (**2010-11**) at the helm of Rookie-level **Missoula** in Pioneer League and two years (**2008-09**) managing Double-A **Mobile**...In **2007**, led Adv-A **Visalia** to California League North Division Championship and swept Modesto in first round of playoffs before losing to San Jose in Championship Series...Won Pioneer League Championship in **2006** as Manager at Missoula.
- ◆ Served as Hitting Coach with Single-A **South Bend** from **2003-04**...Was Hitting Coach with Missoula in **2002**...Began coaching career for DSL D-backs in **2000**.

PLAYING CAREER

- ◆ Played seven seasons in **Blue Jays** system from **1984-90**...Across 580 minor league games, batted .243 (444/1828) with 78 doubles, 19 home runs and 190 RBI.
- ◆ Played in five games during **1991** season with **Yomiuri Giants** in Japanese Central League.
- ◆ Ended playing career in the Mexican League in **1999**.

DE LA CRUZ'S MANAGERIAL RECORD

| Year | Club | League | Won | Lost | Pct. | Finish |
|----------------------------|--------------------|------------------|------------|------------|-------------|--------|
| 2006 | Missoula | Pioneer | 42 | 34 | .553 | 2nd |
| 2007 | Visalia | California | 77 | 63 | .550 | 1st* |
| 2008 | Mobile | Southern | 58 | 79 | .423 | 5th |
| 2009 | Mobile | Southern | 66 | 74 | .471 | 3rd |
| 2010 | Missoula | Pioneer | 28 | 47 | .373 | 4th |
| 2011 | Missoula | Pioneer | 41 | 35 | .539 | 3rd* |
| 2012 | Diamondbacks (DSL) | Dominican Summer | 27 | 29 | .482 | 4th |
| 2016 | Angels (DSL) | Dominican Summer | 39 | 31 | .557 | 3rd |
| 2017 | Angels (DSL) | Dominican Summer | 35 | 35 | .500 | 4th |
| 2018 | Angels (DSL) | Dominican Summer | 21 | 51 | .292 | 8th |
| 2019 | Angels (DSL) | Dominican Summer | 23 | 40 | .365 | 8th |
| 2021 | Angels (DSL) | Dominican Summer | 32 | 26 | .552 | 4th |
| 2022 | Angels (DSL) | Dominican Summer | 35 | 25 | .583 | 2nd |
| 2023 | Angels (DSL) | Dominican Summer | 37 | 18 | .673 | 2nd* |
| 2024 | Angels (DSL) | Dominican Summer | 38 | 18 | .679 | 2nd* |
| TOTALS (15 seasons) | | | 599 | 605 | .498 | |

*Reached playoffs



PLAYER DEVELOPMENT



DOM CHITI

PITCHING COORDINATOR

COACHING SUMMARY

- ◆ 2025 will mark Chiti's 50th year in professional baseball (since 1976) — as a player, coach, scout or baseball operations official — and fourth year with the Angels organization (second season as Pitching Coordinator).
- ◆ Before becoming Angels Pitching Coordinator in 2024, was Mets Bullpen Coach in 2023 and the Angels Bullpen Coach from 2021-22; was named Halos Interim Bullpen Coach prior to the start of 2021 Spring Training after initially joining the organization as a Special Assistant to the General Manager...Named full-time Bullpen Coach midway through the 2021 season.
- ◆ Prior to joining the Angels, he completed his third stint with Braves where he served as Special Assistant, Scouting for the 2020 season after working as Director of Pitching (2016-17) and Director of Player Development (2017-19)...His first stint with Atlanta was as a Major League Advance Scout (1996-2001) and was a Special Assistant to General Manager Frank Wren from 2009-13 in second stint with Braves.
- ◆ Served as Orioles Bullpen Coach from 2014-16...During a seven-year stretch with Rangers, he was Bullpen Coach (2006-08), Director of Player Development (2004-05), Major League Advance Scout (2004) and a Special Assistant (2002-03).
- ◆ Spent seven seasons with Cleveland organization as Pitching Coach for Triple-A Buffalo in 1995, Major League Advance Scout in 1994, Major League Bullpen Coach from 1992-93 and was a minor league roving instructor from 1989-91.
- ◆ Began coaching career in Orioles organization as a minor league pitching coach (1982-88).

PLAYING CAREER

- ◆ Played six minor league seasons with Atlanta (1976-80) and Baltimore (1981) after being selected by Braves in second round of 1976 Draft.
- ◆ Attended Raleigh-Egypt HS (Memphis, TN) and New River Community College (Dublin, VA) where he majored in accounting.
- ◆ Is the son of Harry Chiti, who played 10 Major League seasons as a catcher with Chicago Cubs (1950-52, 1955-56), Kansas City Athletics (1958-60), Detroit Tigers (1960-61) and New York Mets (1962).



DERRIN EBERT

ASSISTANT PITCHING COORDINATOR

MANAGERIAL AND COACHING SUMMARY

- ◆ Returns for second season as Pitching Performance Coordinator after serving as a pitching coach for Triple-A Salt Lake in 2023 and ACL Angels in 2022.
- ◆ Spent nine years (2012-20) with Cincinnati in various coaching roles, including on the Major League staff in 2018 and as Manager of Rookie League Greeneville in 2020.

PLAYING CAREER

- ◆ Selected by Atlanta in the 18th round of 1994 Draft...Made five Major League appearances for Braves in 1999 at age 22...Pitched in the Royals, Diamondbacks, Cubs, Brewers and Red Sox minor league systems...Retired as a professional player following the 2005 season.
- ◆ Received Associate of Arts degree from Estrella Mountain College (Avondale, AZ) in 2008 and a Bachelors degree in secondary education (history) from Arizona State University in December 2009...Appeared in the 2011 movie Moneyball, playing former Athletics pitcher Mike Maignante.



BEN FRANCISCO

OUTFIELD/BASERUNNING COORDINATOR

COACHING SUMMARY

- ◆ Enters ninth year in Angels organization and third as Outfield/Baserunning Coordinator.
- ◆ Previously spent three years (2020-2022) as a Special Assistant to the General Manager focusing on all scouting elements for the organization, and four years (2016-19) as a Pro Scout.

PLAYING CAREER

- ◆ A Southern California native, Francisco, 43, was drafted by Cleveland in the fifth round of the 2002 Draft out of UCLA.
- ◆ Made MLB debut May 1, 2007 and would go on to enjoy a seven-year big league career with Cleveland, Philadelphia, Toronto, Houston, Tampa Bay and New York (A.L.)...Over the course of 563 Major League games, Francisco hit .253 (400/1579) with 50 home runs and 190 RBI, including consecutive 30 doubles/15 home run seasons in 2008 and 2009...The former outfielder would also made three different trips to the postseason, including the 2009 World Series with the Phillies (Yankees won the Series in six games).
- ◆ Francisco prepaped at Servite High School (Anaheim, CA), which sits less than 10 miles from Angel Stadium.

PLAYER DEVELOPMENT



MIKE GALLEGO

INFIELD COORDINATOR

COACHING SUMMARY

- ◆ **2025** represents Gallego's 10th season with the **Angels** organization and second as Infield Coordinator.
- ◆ He was previously Player Development Staff Coach (**2023**) and Major League Field Coordinator (**2022**) after two seasons (**2020-21**) as Bench Coach for the Angels...Served as the Club's Third Base and Infield Coach in **2019**...From **2016-18**, was the Angels Director, Baseball Development.
- ◆ From **2009-15**, served as **Athletics** Third Base Coach, which included three trips to the postseason (**2012, 2013 & 2014**).
- ◆ Joined the A's following nine seasons (**2000-08**) working in the Rockies organization...From **2005-08**, served on **Rockies** Major League staff as Third Base and Infield coach...Began coaching career as **Red Sox** minor league infield instructor in **1999**.

PLAYING CAREER

- ◆ Played 13 Major League seasons with **Athletics** (**1985-91, 1995**), **Yankees** (**1992-94**) and **Cardinals** (**1996-97**), compiling a .239 (700/2931) average with 111 doubles, 12 triples, 42 home runs and 282 RBI...Fashioned a .986 career fielding percentage at second base over 2,642 total chances.
- ◆ Played in four career postseasons, including trips to three straight World Series with Oakland (1988-90)... Was a member of 1989 World Series Champion A's.
- ◆ Originally drafted by Oakland in second round of 1981 Draft...Played collegiately at UCLA for three years after prepping at St. Paul High School (Santa Fe Springs, CA - 17 miles from Angel Stadium).
- ◆ He and wife, Caryn, have twin sons, Joe and Nicholas "Niko" and a daughter, Ali, and reside in Scottsdale, AZ... Son, Niko, also played college baseball at UCLA and played in 2010 College World Series Finals against South Carolina...Niko was selected by Diamondbacks in 27th round of 2010 First-Year Player Draft and went on to play five seasons of professional baseball...Uncle of Dodgers catcher Austin Barnes.



BILL HASELMAN

CATCHING COORDINATOR

MANAGERIAL AND COACHING SUMMARY

- ◆ **2025** represents fourth season in **Angels** organization and second as Minor League Catching Coordinator...Previously served as Angels Major League Third Base Coach (**2023**) and Catching Coach (**2022**)...Also in **2022**, was acting manager for two games (0-2) against Houston and Miami while Phil Nevin was serving a suspension.
- ◆ Prior to joining Angels, spent eight season (**2014-21**) in various roles with the **Dodgers**.
- ◆ In **2012**, joined the Angels organization as Manager of Single-A **Inland Empire** and guided the 66ers to a California League title...Was the minor league catching instructor for the **Red Sox** in **2011**...After a three-year stint away from professional baseball, rejoined coaching ranks with the **Rangers** in **2010** as the Manager of Single-A Bakersfield...From **2004-06**, held various coaching positions at the Major League level with the Red Sox...Was named Interim First Base Coach for Boston during their **2004** World Series championship.

PLAYING CAREER

- ◆ As a 13-year Major League veteran, compiled a .259 (416/1606) lifetime average with 47 home runs and 210 RBI with the **Rangers**, **Mariners**, **Red Sox** and **Tigers** primarily as a catcher.
- ◆ Selected 23rd overall in 1987 by the Texas Rangers out of UCLA where he was a dual-sport athlete, playing both baseball and football...Was the backup quarterback for the Bruins behind Troy Aikman...Was a walk-on to the baseball team...Prepped at Saratoga High School (Saratoga, CA).

MARA FORCEY AWARD

The Mara Forcey Award recognizes a member of the minor league staff for their outstanding dedication to the organization.

The award is named after Mara Forcey, an Angels staff member who lost her battle with cancer in 1993. Forcey was a model employee and friend to all.

2024 Mara Forcey Award Winner: Eddie Guardado



PLAYER DEVELOPMENT



JOBEL JIMENEZ

ASSISTANT HITTING COORDINATOR

COACHING SUMMARY

- ◆ Enters third year as **Angels** Assistant Hitting Coordinator in **2025**.
- ◆ Before joining the Halos, spent 14 years with the **Cardinals** organization from 2007-2021...From 2019 to 2021, he served on the team's Major League coaching staff as the Assistant Hitting coach.
- ◆ Prior to his stint with the Cardinals, worked in the **Dodgers**, **Marlins** and **Red Sox** organizations following his playing career.

PLAYING CAREER

- ◆ Spent two seasons in the Dodgers Minor League system in **1993** and **1994** as an outfielder.



SEAN KAZMAR

ASSISTANT FIELD COORDINATOR

COACHING SUMMARY

- ◆ Enters fourth year with **Angels** organization and second as Assistant Field Coordinator in **2025**.
- ◆ Originally joined Angels staff in **2022** as Hitting Coach with Double-A **Rocket City**.

PLAYING CAREER

- ◆ Kazmar was selected in the fifth round of **2004** Draft by **Padres** out of the College of Southern Nevada...Made his Major League Debut in 2008 with San Diego.
- ◆ He appeared in 22 Major League games during his career, playing 19 games with the Padres in 2008 and three with the Braves in 2021...The 12 years and 206 days between MLB appearances was the longest stint between big-league games for a player since Ralph Winegarner from June 23, 1936 to July 7, 1949 (13 years, 14 days).
- ◆ Spent time in the **Padres**, **Mariners**, **Mets** and **Braves** organizations from 2004-2021...Batted .257 (1613/6275) across 1,753 minor league games.
- ◆ In 2021, ended his playing career as the Triple-A **Gwinnett** franchise leader in games, hits, runs, RBI, and total bases.



JOE KRUZEL

FIELD COORDINATOR

COACHING SUMMARY

- ◆ Enters fourth year as Field Coordinator for the **Angels** in **2025**.
- ◆ Previously, Kruzel was the Manager for Double-A **Springfield** in the **Cardinals** system for two seasons (**2019-20**).
- ◆ Was part of the Cardinals minor league staff for 13 seasons, eight years (**2013-2020**) as a Manager and five years as a Hitting Coach for Single-A Quad Cities.
- ◆ Prior to his time with the Cardinals, spent two years (**2006-07**) with **Cincinnati** as the Hitting Coach for the **Gulf Coast League Reds** and as the Manager at Rookie-

level **Billings**.

- ◆ A veteran collegiate coach, Kruzel served as the Assistant Baseball Coach at Miami (Ohio) University in 2005 and 15 seasons (1989-2003) at the University of Toledo as the Assistant Baseball Coach and Head Coach...He was named Mid-American Conference Coach of the Year in 1999.
- ◆ Played second base at Toledo from 1985-1988 and was elected into the Toledo City Athletic League Hall of Fame in 2018 and the Toledo Central Catholic High School Hall of Fame in April 2020.

PLAYER DEVELOPMENT



PHIL PLANTIER

HITTING COORDINATOR

MANAGERIAL AND COACHING SUMMARY

- ◆ Begins second season as the **Angels** Minor League Hitting Coordinator in **2025**.
- ◆ Was Angels Assistant Major League Hitting Coach in **2023**, after serving as Miami's Triple-A **Jacksonville** Hitting Coach in **2021** and **2022**...Joined Miami following three seasons (**2018-20**) in the **Yankees** organization, each as Triple-A **Scranton/Wilkes-Barre's** Hitting Coach.
- ◆ Served as **Padres** Hitting Coach from **2012-14**...In first season as San Diego's Hitting

Coach, improved the Club's totals in several offensive categories, including average, OBP, slugging, runs and home runs (30 more home runs in **2011**)...Served as Hitting Coach and Interim Manager for San Diego's Single-A **Lake Elsinore** Storm in 2011.

- ◆ Spent three seasons (**2008-10**) with the **Mariners** organization as Hitting Coordinator (**2010**), Double-A **Tennessee's** Manager (**2009**) and a coach for Tennessee (**2008**).

PLAYING CAREER

- ◆ Originally selected by the **Red Sox** in 11th round of **1987** Draft...Went on to play in parts of eight Major League seasons, posting a .243 (457/1883) with 90 doubles, 91 home runs and 292 RBI in 610 games with the **Red Sox** (**1990-92**), **Padres** (**1993-95, 1997**), **Astros** (**1995**), **A's** (**1996**), and **Cardinals** (**1997**)...His 91 home career home runs are the most ever by a New Hampshire-born player.
- ◆ Finished eighth in A.L. Rookie of the Year voting in **1991** after batting .331 (49/148) with seven doubles, one triple, 11 home runs and 35 RBI in 53 games for Boston.
- ◆ He and wife, Jennifer have three children: Ryan, Tyler and Emily, who is married to Tyler Nevin (former MLB infielder and son of former Angels manager Phil Nevin)...Following playing career, earned bachelor's degree social science from Cal State San Marcos.



ERICK SALCEDO

ARIZONA & LATIN AMERICAN
FIELD COORDINATOR

COACHING SUMMARY

- ◆ Returns for his fifth year as a coach within the **Angels** minor league system in **2025** and third as Arizona and Latin American Field Coordinator.
- ◆ Joined Angels Player Development staff in **2021** as a coach for the **ACL Angels**.

PLAYING CAREER

- ◆ As a player, totaled 10 minor league seasons after signing with the **Angels** in **2010** out of Venezuela...He was traded to **Baltimore** in **2016**, playing three seasons in the Orioles minor league system...Salcedo was signed back by the Angels in 2019 and spent the season playing for Double-A **Mobile** and Triple-A **Salt Lake**.



RYAN SEBRA

HITTING PERFORMANCE COORDINATOR

COACHING SUMMARY

- ◆ Sebra will begin his first season as the **Angels** Minor League Hitting Performance Coordinator in **2025**...Most recently, he was the Hitting Performance Coach with the **ACL Angels** in **2024**.
- ◆ Served as a hitting coach with Angels affiliates for seven seasons, including stops with High-A **Tri-City** in **2023**, Low-A **Inland Empire** from **2021-22**, Rookie-level **Orem** from **2019-20**, and the **AZL Angels** hitting coach in **2018**...Joined Angels Player Development staff in **2017** following two seasons as an infielder in the organization.

PLAYING CAREER

- ◆ Sebra signed with the Angels in **2015** as a non-drafted free agent and appeared in 84 games with **AZL Angels** and **High-A Inland Empire** across two years.
- ◆ Native of Ormond Beach, FL...Played two seasons at Jacksonville State University (2014-15)...Graduated with a degree in Economics.



PLAYER DEVELOPMENT

ANGELS ORGANIZATIONAL PLAYERS OF THE YEAR

| | |
|--|----------------|
| Minor League Player of the Year | Randy De Jesus |
| Minor League Pitcher of the Year | Caden Dana |

SALT LAKE BEES (67-82)



FINAL STATS ►

The Salt Lake Bees, led by manager **Keith Johnson**, finished in fifth place in the West Division of the Pacific Coast League.

- OF **Bryce Teodosio** led the Triple-A level with 12 triples, and tied for seventh with 40 stolen bases. Teodosio set a Salt Lake franchise record by stealing 26 consecutive bases without being caught.
- OF **Jordyn Adams** stole 28 bases, ninth-most in the Pacific Coast League...Hit at least 20 doubles, 10 home runs and drew at least 50 walks for the second consecutive season.
- INF **Keston Hiura** was named PCL Player of the Week for June 24-30 after swatting six home runs during the week, including home runs in four consecutive games from June 27-30. Hiura also led the PCL with 7.35 at bats per home run (min. 150 PA).
- RHP **Brett Kerry** was named PCL Pitcher of the Week for May 6-12 after pitching a season-high eight innings and allowing one run on three hits and two walks with four strikeouts on May 10 against Sacramento.
- The Bees wrapped up their final season at Smith's Ballpark in Salt Lake City, following 30 seasons as "The Home of the Bees."

ROCKET CITY TRASH PANDAS (61-79)



FINAL STATS ►

The Rocket City Trash Pandas, managed by **Andy Schatzley**, finished third overall in the Southern League North Division in 2024.

- RHP **Caden Dana** was selected as a 2024 Southern League All-Star and represented the Trash Pandas and Angels at the SiriusXM All-Star Futures Game at Globe Life Field. Dana was named the Trash Pandas 2024 Pitcher of the Year, and led the Southern League in strikeouts (147), innings pitched (135.2), batting average against (.184), and WHIP (0.940) at the time of his promotion. Dana set Rocket City single-season records in strikeouts, innings pitched, and ERA (2.52), and tied the records for wins (9) and starts (23). Dana also ranked second in MiLB with 14 quality starts, and was named August Southern League Pitcher of the Month after he posted a 3-0 record and 0.57 ERA (31.1 IP - 2 ER) with 32 strikeouts in five August starts.
- OF **Gustavo Campero** was named the 2024 Trash Pandas Hitter of the Year and a 2024 Southern League All-Star after batting .279 (87/312) and leading Double-A with a .494 slugging percentage and .888 OPS; His .394 OBP ranked fourth. Campero was named July Southern League Player of the Month after batting .333 (26/78) with 14 XBH and a 1.088 OPS in 21 games.



2024 Angels Minor League Pitcher of the Year Caden Dana

PLAYER DEVELOPMENT



TRI-CITY DUST DEVILS (53-78)


[FINAL STATS ▶](#)

The Tri-City Dust Devils, led by manager **Willie Romero**, finished in sixth place in the High-A Northwest League.

- RHP **Joel Hurtado** led the Northwest League in strikeouts (134), games started (26), innings pitched (138.2 IP), winning percentage (.529), and tied for the lead in wins (9); Also ranked second in batting average against (.258), fourth in ERA (4.61), and sixth in WHIP (1.58).
- INF **Chad Stevens** was named July Northwest League Player of the Month after he slashed .375/.438/.663 in 20 games and led the league in hits (tied; 30), average (.375), doubles (tied; eight), home runs (tied; five), on-base percentage (.438), slugging percentage (.663) and OPS (1.101). He recorded hits in 14 straight games from July 6-26, including 12 extra-base hits.
- INF/OF **Caleb Ketchup** led the all players at the High-A level with 62 stolen bases. Ketchup also ranked third in the Northwest League with 62 walks, and fifth in the league with 68 runs scored.

INLAND EMPIRE 66ERS (58-72)


[FINAL STATS ▶](#)

The Inland Empire 66ers, led by manager **Dave Stapleton** finished in fourth place overall in the California League South.

- OF **Imanol Vargas** led the league in doubles (31) and extra-base hits (47) and finished in the top 10 in home runs (14 - 2nd), RBI (72 - T2nd), slugging percentage (.463 - 3rd), OPS (.827 - 4th), total bases (189 - 6th), hits (112 - 7th), runs scored (75 - T7th) and walks (58 - 10th).
- INF **Randy De Jesus** ranked top 10 in the California League in slugging (.459 - 5th), extra-base hits (41 - 6th), OPS (.811 - 7th), doubles (25 - 7th), home runs (12 - T7th), total bases (174 - 8th), batting average (.277 - 9th) and RBI (60 - 10th).
- On the mound, RHP **Barrett Kent** led the California League in strikeouts (125) and games started (tied; 26). Kent ranked second in innings pitched (113.0), fifth in opponent batting average (.256) and sixth in ERA (6.21).

ACL ANGELS (32-28)


[FINAL STATS ▶](#)

The Arizona Complex League Angels were managed by first-season manager **Hainley Statia** and finished in second place in the ACL Central Division.

- OF **Rio Foster** led the team in: batting average (.270), RBI (35), OBP (.397), slugging percentage (.450), OPS (.847), hits (51), doubles (14), extra-base hits (22), total bases (85) and home runs (tied; 4). Also ranked second in triples (4), runs scored (32), stolen bases (13) and walks (tied; 32). Also tied for fourth in the ACL in doubles (14) and tied for seventh in extra-base hits (22).
- OF **Edwardo Espinal** led the ACL Angels in runs scored (40) and walks (43); his 43 walks tied for the league lead.
- RHP **Yendy Gomez** was named an Arizona Complex League All-Star and led the pitching staff in appearances (22), wins (6) and saves (4).

DSL ANGELS (38-18)


[FINAL STATS ▶](#)

The Dominican Summer League Angels, managed by **Héctor de la Cruz**, finished in second place in the DSL Central Division and clinched a Wild Card playoff appearance for a second consecutive year. The Angels made it to the DSL Championship Series and finished as runners-up in the 2024 season.

- INF **Joswa Lugo** led the team in multiple categories; batting average (.301), home runs (5), slugging (.466), OPS (.836), hits (58), doubles (11), extra-base hits (19) and total bases (90).
- RHP **Ubaldo Soto** was named the DSL Pitcher of the Year and a DSL All-Star after he led the league in wins (8) and ranked second in ERA (1.29) and third in innings pitched (56.0). Soto also finished the regular season without allowing an earned run in his last 20 innings pitched.



PLAYER DEVELOPMENT

ANGELS 2024 ORGANIZATIONAL LEADERS

| BATTING | CLUB(S) | AVG | INNING PITCHED | CLUB(S) | IP |
|------------------|--------------|------|-----------------------|----------|-------|
| Chad Stevens | SL/RC/TC/ACL | .302 | Brett Kerry | SL/RC | 150.2 |
| Michael Stefanic | IE/ACL | .301 | Joel Hurtado | TC | 138.2 |
| Joswa Lugo | DSL | .301 | Chase Chaney | RC | 138.0 |
| Anyelo Marquez | DSL | .294 | Caden Dana | RC | 135.2 |
| Jose Camacho | DSL | .290 | Davis Daniel | SL | 118.0 |
| Gustavo Campero | SL/RC | .279 | Kenny Rosenberg | SL | 115.1 |
| Randy De Jesus | IE | .277 | Barrett Kent | IE | 113.0 |
| Bryce Teodosio | SL | .276 | Chris Clark | TC | 105.0 |
| Bryan Martinez | DSL | .275 | Victor Mederos | SL/RC/TC | 104.0 |
| Imanol Vargas | IE | .275 | Jack Kochanowicz | RC | 102.0 |
| HOME RUNS | CLUB(S) | HR | WINS | CLUB(S) | WINS |
| Keston Hiura | SL | 20 | Caden Dana | RC | 9 |
| Tucker Flint | SL/RC | 17 | Davis Daniel | SL | 9 |
| Eric Wagaman | SL/RC | 17 | Jenrry Gonzalez | TC/IE | 9 |
| Gustavo Campero | SL/RC | 14 | Joel Hurtado | TC | 9 |
| Imanol Vargas | IE | 14 | Kenny Rosenberg | SL | 9 |
| RBI | CLUB(S) | RBI | SAVES | CLUB(S) | SV |
| Imanol Vargas | IE | 72 | Camden Minacci | RC/TC | 18 |
| Tucker Flint | SL/RC | 67 | Alex Martinez | IE | 12 |
| Randy De Jesus | IE | 60 | Davidxon Lara | DSL | 11 |
| Sonny DiChiara | SL/TC/IE | 60 | Luke Murphy | RC/TC | 10 |
| Eric Wagaman | SL/RC | 60 | Michael Darrell-Hicks | SL/RC | 8 |
| STOLEN BASES | CLUB(S) | SB | STRIKEOUTS | CLUB(S) | SO |
| Caleb Ketchup | SL/RC/TC | 65 | Brett Kerry | SL/RC | 149 |
| Bryce Teodosio | SL | 40 | Caden Dana | RC | 147 |
| Nelson Rada | RC | 35 | Joel Hurtado | TC | 134 |
| Gustavo Campero | SL/RC | 33 | Barrett Kent | IE | 125 |
| Hayden Alvarez | DSL | 32 | Davis Daniel | SL | 122 |

ANGELS MINOR LEAGUE AFFILIATE HISTORY

| Triple-A | Double-A | High-A | Low-A |
|--|--|---|--|
| Salt Lake, 2001- Edmonton, 1999-2000 Vancouver, 1993-98 Edmonton, 1983-92 Spokane, 1982 Salt Lake, 1971-81 Hawaii, 1969-70 Seattle, 1965-68 Hawaii, 1962-64 Dallas-FW, 1961 | Rocket City, 2020- Mobile, 2017-19 Arkansas, 2001-16 Erie, 1999-2000 Midland, 1985-1998 Waterbury, 1984 Nashua, 1983 Holyoke, 1981-82 El Paso, 1973-80 Shreveport, 1971-72 El Paso, 1965-70 Reynosa, 1963-65 Nashville, 1963 | Tri-City, 2021- Inland Empire, 2011-20 Rancho Cucamonga, 2001-10 Lake Elsinore, 1994-2000 Palm Springs, 1990-93 | Inland Empire, 2021- Burlington, 2013-2020 Cedar Rapids, 1993-2012 Quad Cities, 1985-92 Palm Springs, 1985-89 Redwood, 1981-85 Peoria, 1983-84 Danville, 1982 Salinas, 1973-80 Quad Cities, 1963-78 Stockton, 1972 San Jose, 1963-69 Tri-City, 1963-64 Class D Quad City, 1962 Class C San Jose Bees, 1962 Class D Statesville Owls, 1961 |
| Short-Season A | Advanced Rookie | Rookie | |
| Boise, 1990-2000 Bend, 1988-89 Salem, 1981-87 Bend, 1671-72 | Orem, 2005-20 Provo, 2001-04 Butte, 1997-2000 | ACL Angels, 2021- DSL Angels, 1998- AZL Angels, 1989-96, '98-2019 Idaho Falls, 1967-81 | |



ANGELS INDIVIDUAL HONORS

| | |
|--------------------------------|---|
| Michael Angel, Groundskeeper | Northwest League Head Groundskeeper of the Year |
| Gustavo Campero, OF | Southern League All-Star Southern League Player of the Month (July) Southern League Player of the Week (July 8-14) |
| Chris Clark, RHP | Northwest League Player of the Week (July 8-14) |
| Andres Cova, LHP | Dominican Summer League Player of the Week (Aug. 12-18) |
| Caden Dana, RHP | Angels Minor League Pitcher of the Year Baseball America Minor League All-Star, Double-A Baseball America MiLB First Team All-Star Baseball America Angels Minor League Player of the Year All-MiLB Prospect Second Team Southern League All-Star Futures Game Selection Southern League Pitcher of the Month (August) |
| Randy De Jesus | Angels Minor League Player of the Year |
| Dioris De La Rosa | Dominican Summer League Player of the Week (July 1-7) |
| Reid Detmers, LHP | Pacific Coast League Player of the Week (Aug. 12-18) |
| Tucker Flint, OF | Southern League Player of the Week (Aug. 12-18) |
| Ben Gobbel, INF | Northwest League Player of the Week (May 6-12) |
| Yendy Gomez, RHP | Arizona Complex League All-Star |
| Keston Hiura, INF | Pacific Coast League Player of the Week (June 24-30) |
| Niko Kavadas, INF | Arizona Fall League Fall Star Arizona Fall League Offensive Player of the Year |
| Brett Kerry, RHP | Pacific Coast League Player of the Week (May 6-12) |
| Keythel Key, RHP | Northwest League Player of the Week (Aug. 5-11) |
| George Klassen, RHP | Southern League Player of the Week (Sept. 9-15) |
| Eric Koontz, Clubhouse Manager | California League Visiting Clubhouse Manager of the Year |
| Davidxon Lara, RHP | Dominican Summer League All-Star |
| Ryan Miller, RHP | Pacific Coast League Player of the Week (June 24-30) |
| Christian Moore, INF | Southern League Player of the Week (Aug. 5-11) |
| Samy Natera Jr., LHP | Arizona Fall League Fall Star |
| Ryan Nicholson, INF | California League Player of the Week (Aug. 26-Sept. 1) |
| Adrian Placencia, INF | California League Player of the Week (June 3-9) |
| Joe Redfield, OF | California League Player of the Week (May 27-June 2) |
| Andre Sanchez, RHP | California League Player of the Week (June 24-30) |
| Jimmy Sanchez, Coach | Pacific Coast League Strength & Conditioning Coach of the Year |
| Ubaldo Soto, RHP | Baseball America Minor League All-Star, Rookie Level Dominican Summer League All-Star Dominican Summer League Pitcher of the Year |
| Chad Stevens, INF | Northwest League Player of the Week (July 8-14) Northwest League Player of the Week (July 22-28) |
| Eric Wagaman, OF | Southern League All-Star |
| Andrew Wantz, RHP | Pacific Coast League Player of the Week (April 1-7) |



PLAYER DEVELOPMENT

PRESTON GOMEZ MINOR LEAGUE MANAGER OF THE YEAR AWARD

The Preston Gomez Minor League Manager of the Year Award was established in 2009 in memory of a man who devoted over 65 years of his life to professional baseball. Preston spent his last 28 years in baseball with the Angels, first as a Major League coach and later as a special assistant to the General Manager. This award given in his honor is determined by members of the Angels Baseball Operations staff. It recognizes one of the organization's seven minor league managers for a standard of excellence in the areas of leadership, player development and professionalism exhibited throughout the course of the season. Past winners:

| | | |
|-----------------------|--------------------------------------|--------------------------|
| 2009 — Tom Kotchman | 2015 — Dave Stapleton | 2021 — Andy Schatzley |
| 2010 — Charlie Romero | 2016 — Keith Johnson | 2022 — Dave Stapleton |
| 2011 — Ty Boykin | 2017 — Hector De La Cruz | 2023 — Hector De La Cruz |
| 2012 — Mike Micucci | 2018 — Ryan Barba | 2024 — Hainley Statia |
| 2013 — Denny Hocking | 2019 — Jack Howell | |
| 2014 — Carson Vitale | 2020 — <i>No Minor League season</i> | |

KENNY MYERS MEMORIAL MINOR LEAGUE PLAYER OF THE YEAR AWARD

The Kenny Myers Memorial Award is given each year to the minor league player judged best in the Angels organization. Myers, who joined the Angels in 1969 as a scout and minor league hitting instructor, died in July of 1972. From 2001-2019, a minor league Defensive Player of the Year was also selected. Past winners:

| | |
|---|--|
| 1972 — Doug Howard (INF) | 2001 — Jose Fernandez (INF)/Alfredo Amezcaga (DEF.) |
| 1973 — Frank Tanana (LHP) | 2002 — Robb Quinlan (OF)/Jose Molina (C; DEF.) |
| 1974 — Bruce Bochte (OF-1B) | 2003 — Alberto Callaspo (INF)/Dallas McPherson (INF)/Jeff Mathis (C; DEF.) |
| 1975 — Dave Collins (OF) | 2004 — Dallas McPherson (INF)/Casey Kotchman (INF; DEF.) |
| 1976 — Willie Aikens (1B) | 2005 — Brandon Wood (INF)/Howard Kendrick (INF)/Jeff Mathis (C; DEF.) |
| 1977 — Rance Mulliniks (INF) | 2006 — Sean Rodriguez (INF)/Jeff Mathis (C; DEF.) |
| 1978 — Bob Clark (OF) | 2007 — Chris Pettit (OF)/Hainley Statia (INF; DEF.) |
| 1979 — Mike Bishop (1B) | 2008 — Freddy Sandoval (INF)/Efrén Navarro (INF; DEF.) |
| 1980 — Daryl Sconiers (1B) | 2009 — Alexi Amarista (INF)/Peter Bourjos (OF; DEF.) |
| 1981 — Tom Brunansky (OF) | 2010 — Mark Trumbo (INF)/Gabriel Jacobo (INF; DEF.) |
| 1982 — Steve Lubratich (INF)/Dick Schofield (INF) | 2011 — Kole Calhoun (OF)/Efrén Navarro (INF; DEF.) |
| 1983 — Mike Brown (OF) | 2012 — Kaleb Cowart (INF)/Efrén Navarro (INF; DEF.) |
| 1984 — Wally Joyner (INF) | 2013 — Zach Borenstein (OF)/Eric Stamets (INF; DEF.) |
| 1985 — Reggie Montgomery (OF) | 2014 — Alex Yarbrough (INF)/Jett Bandy (C; DEF.) |
| 1986 — Dante Bichette (OF)/Willie Fraser (RHP) | 2015 — Kaleb Cowart (INF)/Sherman Johnson (INF; DEF.) |
| 1987 — Bryan Harvey (RHP) | 2016 — Michael Hermosillo (OF)/Jose Briceno (C; DEF.) |
| 1988 — Colin Charland (LHP)/Jeff Manto (INF) | 2017 — Jahmai Jones (OF)/David Fletcher (INF; DEF.) |
| 1989 — Glenn Carter (RHP)/Bobby Rose (INF) | 2018 — Jo Adell (OF)/Brandon Marsh (OF; DEF.) |
| 1990 — Marcus Moore (RHP) | 2019 — Jeremiah Jackson (INF)/Brandon Marsh (OF; DEF.) |
| 1991 — Don Vidmar (RHP)/Mark Howie (INF) | 2020 — <i>No Minor League season</i> |
| 1992 — John Fritz (RHP)/Tim Salmon (OF) | 2021 — Brendon Davis (INF) |
| 1993 — Mark Sweeney (OF)/Bryan Harris (LHP) | 2022 — Edgar Quero (C) |
| 1994 — Todd Greene (C)/Andrew Lorraine (LHP) | 2023 — Nelson Rada (OF) |
| 1995 — Todd Greene (C)/Jason Dickson (RHP) | 2024 — Randy De Jesus (OF) |
| 1996 — Larry Barnes (INF)/Dennis Springer (RHP) | |
| 1997 — Norm Hutchins (OF)/Ramon Ortiz (RHP) | |
| 1998 — Troy Glaus (INF)/Steve Fish (RHP) | |
| 1999 — Larry Barnes (INF)/Scot Shields (RHP) | |
| 2000 — Gary Johnson (OF)/John Lackey (RHP) | |

PLAYER DEVELOPMENT



HOWIE GERSHBERG MINOR LEAGUE PITCHER OF THE YEAR AWARD

The Angels Minor League Pitcher of the Year award has been re-named the “Howie Gershberg Minor League Pitcher of the Year” Award after the Angels late minor league pitching instructor. Gershberg joined the Angels farm system in 1985 and during his tenure, served as a minor league pitching coach and coordinator. He served the organization faithfully for 19 seasons before succumbing to cancer on Nov. 19, 2003. Gershberg’s playing career included stints with the Brooklyn Dodgers and New York Giants in the 1950’s. He had a passion for the game and dedicated his life to working with and developing quality pitchers including: John Franco, Chuck Finley, Troy Percival, Scot Shields, John Lackey and Francisco Rodriguez. Past winners:

| | | |
|------------------------|-------------------------|--------------------------------------|
| 2000 — John Lackey | 2010 — Tyler Chatwood | 2020 — <i>No minor league season</i> |
| 2001 — Bart Miadich | 2011 — Matt Shoemaker | 2021 — Reid Detmers |
| 2002 — Mickey Callaway | 2012 — Nick Maronde | 2022 — Eric Torres |
| 2003 — Ervin Santana | 2013 — Mike Morin | 2023 — Jorge Marcheco |
| 2004 — Steven Shell | 2014 — Cam Bedrosian | 2024 — Caden Dana |
| 2005 — Joe Saunders | 2015 — Greg Mahle | |
| 2006 — Joe Saunders | 2016 — Keynan Middleton | |
| 2007 — Sean O’Sullivan | 2017 — Jaime Barria | |
| 2008 — Anthony Ortega | 2018 — José Suarez | |
| 2009 — Trevor Reckling | 2019 — Hector Yan | |

AARON COX AWARD

The Aaron Cox Award was established in 2018 and is given annually to the minor league player voted as the best teammate - one who enriches the lives of those around him. This award is for the player who best exemplifies selflessness, persistence, enthusiasm, and commitment to a well-reasoned process and continued growth regardless of circumstance and spreads these attributes to all those he touches. Past winners:

| | | |
|-----------------------|-------------------------|------------------------|
| 2018 — Jeremy Beasley | 2021 — Braxton Martinez | 2024 — Cole Fontenelle |
| 2019 — Brandon Marsh | 2022 — Starlin Gill | |
| 2020 — Jack Kruger | 2023 — Jose Reyes | |

NICK KAMZICK SCOUT OF THE YEAR AWARD

The Nick Kamzic Award is given annually to the Angels scout who epitomizes the dedication, perseverance and excellence demonstrated by the award’s namesake. Nick Kamzic, a Chicago-based scout in the Angels organization for 39 seasons, joined the franchise in its initial 1961 season (he proudly called himself “Mr. Autry’s first hire”) and continued scouting for the Angels through the 1999 season. Named the National Scout of the Year (Midwest) in 1996, he passed away from heart failure, Dec. 12, 2000, one week before his 82nd birthday. Like the many hard-working and dedicated scouts who proudly represent baseball throughout the nation, the following individuals demonstrate those special qualities that have earned them recognition as the Angels Scout of the Year:

| | | |
|---------------------------------------|-------------------------|-----------------------------------|
| 1996 — Moose Stubing | 2007 — Tom Kotchman | 2018 — Brian Tripp |
| 1997 — Darrell Miller | 2008 — Chris McAlpin | 2019 — Jason Baker/Chris McAlpin |
| 1998 — Tony LaCava | 2009 — Scott Richardson | 2020 — <i>Award not presented</i> |
| 1999 — Tom Burns | 2010 — Greg Morhardt | 2021 — Brandon McArthur |
| 2000 — Tim Corcoran | 2011 — John Gracio | 2022 — Nick Gorneault |
| 2001 — Marc Russo/Leo Perez | 2012 — Ralph Reyes | 2023 — Doug Witt |
| 2002 — Kevin Ham | 2013 — Joel Murrie | 2024 — Billy Lipari |
| 2003 — Clay Daniel/Rich Schlenker | 2014 — Nick Gorneault | |
| 2004 — Mike Silvestri/Dale Sutherland | 2015 — Brandon McArthur | |
| 2005 — Ron Marigny/Brad Sloan | 2016 — Ric Wilson | |
| 2006 — Jack Uhey/Jeff Schugel | 2017 — Ryan Leahy | |



PLAYER DEVELOPMENT

ANGELS 2024 DRAFT SELECTIONS

| RD | PLAYER | POS. | B/T | HT. | WT. | BORN | SCHOOL/(HOMETOWN) |
|-------|---------------------|------|-----|------|-----|----------|--|
| 1 (8) | Christian Moore | 2B | R/R | 6-1 | 210 | 10/21/02 | University of Tennessee (Brooklyn, NY) |
| 2 | Chris Cortez | RHP | R/R | 6-1 | 205 | 10/6/02 | Texas A&M University (Las Vegas, NV) |
| Comp2 | Ryan Johnson | RHP | S/R | 6-6 | 215 | 8/5/02 | Dallas Baptist University (Red Oak, TX) |
| 3 | Ryan Prager | LHP | L/L | 6-3 | 200 | 10/26/02 | Texas A&M University (Dallas, TX) |
| 4 | Austin Gordon | RHP | R/R | 6-4 | 200 | 6/14/03 | Clemson University (Myrtle Beach, SC) |
| 5 | Dylan Jordan | RHP | R/R | 6-3 | 210 | 10/15/05 | Viera HS (Melbourne, FL) |
| 6 | Peyton Olejnik | RHP | L/R | 6-11 | 210 | 12/4/02 | Miami University (Cedar Lake, IN) |
| 7 | Bridger Holmes | RHP | R/R | 6-5 | 215 | 8/27/02 | Oregon State University (North Bend, OR) |
| 8 | Randy Flores | SS | L/R | 5-9 | 180 | 9/18/00 | Alabama State University (Brooklyn, NY) |
| 9 | Derek Clark | LHP | L/L | 5-9 | 180 | 12/25/01 | West Virginia University (Petersburg, MI) |
| 10 | Ryan Nicholson | 1B | L/L | 6-4 | 220 | 8/29/00 | University of Kentucky (Louisville, KY) |
| 11 | Trey Gregory-Alford | RHP | R/R | 6-5 | 235 | 5/4/06 | Coronado HS (Colorado Springs, CO) |
| 12 | Fran Oschell III | RHP | R/R | 6-7 | 235 | 10/18/02 | Duke University (Phoenixville, PA) |
| 13 | Fulton Lockhart | RHP | R/R | 6-4 | 200 | 12/30/03 | College of Central Florida (Lithia, FL) |
| 14 | Najer Victor | RHP | R/R | 6-1 | 195 | 11/28/01 | University of Central Florida (Clermont, FL) |
| 15 | Bailan Caraballo | OF | R/R | 6-6 | 205 | 3/6/06 | Reborn Christian Academy (Kissimmee, FL) |
| 16 | Will Gervase | LHP | L/L | 6-9 | 220 | 5/2/02 | Wake Forest (Fuquay-Varina, NC) |
| 17 | Lucas Ramirez | OF | L/R | 6-3 | 205 | 1/16/06 | American Heritage School (Weston, FL) |
| 18 | David Mershon | SS | S/R | 5-8 | 175 | 5/24/03 | Mississippi State University (Taylors, SC) |
| 19 | Connor Gatwood | RHP | R/R | 6-5 | 210 | 10/14/05 | Baker HS (Mobile, AL) |
| 20 | Zachary Redner | RHP | L/R | 6-1 | 200 | 12/6/04 | Hillsborough CC (Seffner, FL) |

(Bold indicates signed player)



PLAYER DEVELOPMENT



ANGELS ORGANIZATIONAL PLAYERS

ADRIAN ACOSTA

RHP

AGE: 19 BORN: May 20, 2005 in Bonao, DR

BATS & THROWS: Right

HIGH SCHOOL: —

FULL NAME: Adrian Jose Acosta

RESIDES: Bonao, DR

HT.: 6-1

WT.: 170

ACQUIRED: Signed as international free agent, Apr. 5, 2022

COLLEGE: —

SIGNED BY: Jochy Cabrera (Angels)

| Year | Club | W-L | ERA | G | GS | CG | GF | SHO | SV | IP | H | R | ER | HR | HB | BB | IBB | SO | WP | BK | BAA |
|--------------|------------|-----|------|----|----|----|----|-----|----|-------|----|----|----|----|----|----|-----|-----|----|----|------|
| 2022— | DSL Angels | 2-1 | 6.25 | 13 | 7 | 0 | 1 | 0 | 1 | 31.2 | 29 | 27 | 22 | 4 | 12 | 23 | 0 | 37 | 10 | 0 | .236 |
| 2023— | DSL Angels | 2-3 | 1.17 | 10 | 10 | 0 | 0 | 0 | 0 | 46.1 | 28 | 12 | 6 | 1 | 5 | 22 | 0 | 64 | 6 | 2 | .174 |
| 2024— | ACL Angels | 0-4 | 6.26 | 13 | 8 | 0 | 0 | 0 | 0 | 41.2 | 42 | 30 | 29 | 2 | 10 | 36 | 0 | 24 | 5 | 0 | .263 |
| MINOR TOTALS | | 4-8 | 4.29 | 36 | 25 | 0 | 1 | 0 | 1 | 119.2 | 99 | 69 | 57 | 7 | 27 | 81 | 0 | 125 | 21 | 2 | .223 |

EDGAR ALFONSO

INF

AGE: 21 BORN: Mar., 27, 2004 in Ciego de Avila, CU

BATS: Switch THROWS: Right

HIGH SCHOOL: —

FULL NAME: Edgar Brian Alfonso

RESIDES: San Pedro De Macoris, DR

HT.: 5-9

WT.: 175

ACQUIRED: Signed as international free agent, June 7, 2021

COLLEGE: —

SIGNED BY: Domingo Garcia (Angels)

| Year | Club | AVG | G | AB | R | H | 2B | 3B | HR | RBI | SH | SF | HBP | BB | IBB | SO | SB | CS | GDP | SLG | OBP | E |
|------------------------|------------|------|-----|-----|----|----|----|----|----|-----|----|----|-----|----|-----|-----|----|----|-----|------|------|----|
| 2021— | DSL Angels | .231 | 49 | 147 | 27 | 34 | 6 | 2 | 1 | 15 | 3 | 1 | 1 | 20 | 0 | 39 | 17 | 7 | 1 | .320 | .325 | 9 |
| DID NOT PLAY - INJURED | | | | | | | | | | | | | | | | | | | | | | |
| 2023— | ACL Angels | .247 | 35 | 93 | 16 | 23 | 2 | 1 | 0 | 7 | 4 | 0 | 0 | 11 | 0 | 27 | 3 | 0 | 3 | .290 | .327 | 1 |
| 2024— | ACL Angels | .217 | 42 | 115 | 19 | 25 | 5 | 1 | 0 | 11 | 1 | 0 | 0 | 13 | 0 | 34 | 2 | 2 | 4 | .278 | .297 | 3 |
| MINOR TOTALS | | .231 | 126 | 355 | 62 | 82 | 13 | 4 | 1 | 33 | 8 | 1 | 1 | 44 | 0 | 100 | 22 | 9 | 8 | .299 | .317 | 13 |

JHON ALMONTE

RHP

AGE: 18 BORN: Nov. 16, 2006 in Samana, DR

BATS & THROWS: Right

HIGH SCHOOL: —

FULL NAME: Jhon Almonte

RESIDES: Samana, DR

HT.: 6-3

WT.: 185

ACQUIRED: Signed as international free agent, Sept. 30, 2024

COLLEGE: —

SIGNED BY: Jean Montalvo (Angels)

| Year | Club | W-L | ERA | G | GS | CG | GF | SHO | SV | IP | H | R | ER | HR | HB | BB | IBB | SO | WP | BK | BAA |
|--------------------------------------|------|-----|-----|---|----|----|----|-----|----|----|---|---|----|----|----|----|-----|----|----|----|-----|
| Will make professional debut in 2025 | | | | | | | | | | | | | | | | | | | | | |

HAYDEN ALVAREZ

OF

AGE: 18 BORN: Mar., 19, 2007 in Bonao, DR

BATS & THROWS: Right

HIGH SCHOOL: —

FULL NAME: Hayden Samuel Alvarez

RESIDES: Bonao, DR

HT.: 6-2

WT.: 180

ACQUIRED: Signed as international free agent, Jan. 15, 2024

COLLEGE: —

SIGNED BY: Jochy Cabrera (Angels)

| Year | Club | AVG | G | AB | R | H | 2B | 3B | HR | RBI | SH | SF | HBP | BB | IBB | SO | SB | CS | GDP | SLG | OBP | E |
|--------------|------------|------|----|-----|----|----|----|----|----|-----|----|----|-----|----|-----|----|----|----|-----|------|------|---|
| 2024— | DSL Angels | .250 | 50 | 176 | 43 | 44 | 10 | 3 | 1 | 29 | 5 | 3 | 2 | 31 | 0 | 35 | 32 | 6 | 1 | .358 | .363 | 4 |
| MINOR TOTALS | | .250 | 50 | 176 | 43 | 44 | 10 | 3 | 1 | 29 | 5 | 3 | 2 | 31 | 0 | 35 | 32 | 6 | 1 | .358 | .363 | 4 |

SHAUN ANDERSON

RHP

For information, see 2025 Angels Players Section.

TIM ANDERSON

INF

For information, see 2025 Angels Players Section.

ROLANDO ANZOLA

RHP

AGE: 19 BORN: May 31, 2005 in Caracas, VZ

BATS & THROWS: Right

HIGH SCHOOL: —

FULL NAME: Rolando Andres Anzola

RESIDES: Puerto Cabello, VZ

HT.: 6-1

WT.: 180

ACQUIRED: Signed as international free agent, Jan. 15, 2023

COLLEGE: —

SIGNED BY: Joel Chicarelli (Angels)

| Year | Club | W-L | ERA | G | GS | CG | GF | SHO | SV | IP | H | R | ER | HR | HB | BB | IBB | SO | WP | BK | BAA |
|--------------|------------|-----|-------|----|----|----|----|-----|----|------|----|----|----|----|----|----|-----|----|----|----|------|
| 2023— | DSL Angels | 0-1 | 15.63 | 8 | 0 | 0 | 0 | 0 | 0 | 6.1 | 6 | 12 | 11 | 0 | 1 | 20 | 0 | 9 | 11 | 0 | .240 |
| 2024— | DSL Angels | 3-0 | 3.97 | 10 | 0 | 0 | 1 | 0 | 0 | 11.1 | 10 | 5 | 5 | 0 | 3 | 8 | 0 | 14 | 5 | 0 | .233 |
| MINOR TOTALS | | 3-1 | 8.15 | 18 | 0 | 0 | 1 | 0 | 0 | 17.2 | 16 | 17 | 16 | 0 | 4 | 28 | 0 | 23 | 16 | 0 | .235 |



PLAYER DEVELOPMENT

CESAR AVILA

RHP

AGE: 23 BORN: Aug. 13, 2001 in Turlock, CA

BATS & THROWS: Right

HIGH SCHOOL: Livingston HS (Livingston, CA)

FULL NAME: Cesar Avila

| Year | Club | W-L | ERA | G | GS | CG | GF | SHO | SV |
|--------------|---------------|-----|------|---|----|----|----|-----|----|
| 2024 | Inland Empire | 2-1 | 4.12 | 7 | 3 | 0 | 0 | 0 | 0 |
| MINOR TOTALS | | 2-1 | 4.12 | 7 | 3 | 0 | 0 | 0 | 0 |

RESIDES: Livingston, CA

HT.: 6-3 WT.: 215

ACQUIRED: Signed as non-drafted free agent, July 22, 2024

COLLEGE: University of the Cumberland (Williamsburg, KY)

SIGNED BY: Dennis Moeller (Angels)

| IP | H | R | ER | HR | HB | BB | IBB | SO | WP | BK | BAA |
|------|----|---|----|----|----|----|-----|----|----|----|------|
| 19.2 | 14 | 9 | 9 | 0 | 4 | 10 | 0 | 16 | 0 | 0 | .197 |
| 19.2 | 14 | 9 | 9 | 0 | 4 | 10 | 0 | 16 | 0 | 0 | .197 |

SADIEL BARO

LHP

AGE: 20 BORN: Nov. 10, 2004 in Pinar Del Rio, CU

BATS & THROWS: Left

HIGH SCHOOL: —

FULL NAME: Sadiel Baro

| Year | Club | W-L | ERA | G | GS | CG | GF | SHO | SV |
|--------------|---------------|-----|------|----|----|----|----|-----|----|
| 2022 | DSL Angels | 4-3 | 4.08 | 12 | 9 | 0 | 2 | 0 | 1 |
| 2023 | DSL Angels | 2-1 | 3.27 | 12 | 11 | 0 | 1 | 0 | 1 |
| 2024 | ACL Angels | 3-4 | 4.98 | 13 | 7 | 0 | 0 | 0 | 0 |
| | Inland Empire | 0-0 | 3.00 | 2 | 0 | 0 | 1 | 0 | 0 |
| MINOR TOTALS | | 9-8 | 4.15 | 39 | 27 | 0 | 4 | 0 | 2 |

RESIDES: San Francisco de Macoris, DR

HT.: 6-2 WT.: 175

ACQUIRED: Signed as international free agent, Jan. 15, 2022

COLLEGE: —

SIGNED BY: Jochy Cabrera (Angels)

| IP | H | R | ER | HR | HB | BB | IBB | SO | WP | BK | BAA |
|-------|-----|----|----|----|----|----|-----|-----|----|----|------|
| 53.0 | 54 | 37 | 24 | 3 | 1 | 18 | 0 | 60 | 6 | 0 | .254 |
| 44.0 | 41 | 20 | 16 | 0 | 1 | 26 | 0 | 43 | 5 | 0 | .255 |
| 56.0 | 70 | 39 | 31 | 2 | 2 | 15 | 0 | 55 | 6 | 3 | .307 |
| 3.0 | 2 | 1 | 1 | 0 | 0 | 1 | 0 | 2 | 2 | 1 | .182 |
| 156.0 | 167 | 97 | 72 | 5 | 4 | 60 | 0 | 160 | 19 | 4 | .272 |

CALEB BARTOLERO

C

AGE: 25 BORN: Nov. 4, 1999 in Colorado Springs, CO

BATS & THROWS: Right

HIGH SCHOOL: Woodstock HS (Woodstock, GA)

FULL NAME: Caleb Hunter Bartolero

| Year | Club | AVG | G | AB | R | H | 2B | 3B | HR |
|--------------|---------------|------|----|-----|----|----|----|----|----|
| 2023 | ACL Angels | .294 | 6 | 17 | 1 | 5 | 1 | 0 | 0 |
| 2024 | Inland Empire | .259 | 72 | 266 | 37 | 69 | 15 | 6 | 8 |
| MINOR TOTALS | | .261 | 78 | 283 | 38 | 74 | 16 | 6 | 8 |

RESIDES: Woodstock, GA

HT.: 6-0 WT.: 215

ACQUIRED: Signed as non-drafted free agent, July 17, 2023

COLLEGE: Troy University

SIGNED BY: Joel Murrie (Angels)

| RBI | SH | SF | HBP | BB | IBB | SO | SB | CS | GDP | SLG | OBP | E |
|-----|----|----|-----|----|-----|----|----|----|-----|------|------|----|
| 3 | 0 | 0 | 3 | 1 | 0 | 9 | 1 | 0 | 0 | .353 | .429 | 2 |
| 38 | 2 | 4 | 9 | 21 | 0 | 63 | 3 | 1 | 4 | .451 | .330 | 11 |
| 41 | 2 | 4 | 12 | 22 | 0 | 72 | 4 | 1 | 4 | .445 | .336 | 13 |

RILEY BAUMAN

RHP

AGE: 22 BORN: Aug. 30, 2002 in San Angelo, TX

BATS & THROWS: Right

HIGH SCHOOL: Rockwall HS (Rockwall, TX)

FULL NAME: Riley Connor Bauman

| Year | Club | W-L | ERA | G | GS | CG | GF | SHO | SV |
|--------------|---------------|-----|-------|----|----|----|----|-----|----|
| 2023 | ACL Angels | 0-1 | 11.25 | 2 | 2 | 0 | 0 | 0 | 0 |
| 2024 | Inland Empire | 1-7 | 7.64 | 20 | 19 | 0 | 0 | 0 | 0 |
| MINOR TOTALS | | 1-8 | 7.80 | 22 | 21 | 0 | 0 | 0 | 0 |

RESIDES: Rockwall, TX

HT.: 6-0 WT.: 190

ACQUIRED: 13th round of 2023 First-Year Player Draft

COLLEGE: Navarro College, Abilene Christian University

SIGNED BY: KJ Hendricks (Angels)

| IP | H | R | ER | HR | HB | BB | IBB | SO | WP | BK | BAA |
|------|-----|----|----|----|----|----|-----|----|----|----|------|
| 4.0 | 7 | 6 | 5 | 0 | 1 | 2 | 0 | 4 | 1 | 0 | .412 |
| 83.2 | 100 | 79 | 71 | 4 | 20 | 53 | 0 | 83 | 20 | 2 | .295 |
| 87.2 | 107 | 85 | 76 | 4 | 21 | 55 | 0 | 87 | 21 | 2 | .301 |

WILNER BERROTERAN

RHP

AGE: 17 BORN: Oct. 19, 2007 in La Guaira, VZ

BATS & THROWS: Right

HIGH SCHOOL: —

FULL NAME: Wilner Alfredo Berroteran

| Year | Club | W-L | ERA | G | GS | CG | GF | SHO | SV |
|------|------|-----|-----|---|----|----|----|-----|----|
|------|------|-----|-----|---|----|----|----|-----|----|

RESIDES: Guayabal, VZ

HT.: 6-3 WT.: 190

ACQUIRED: Signed as international free agent, Jan. 15, 2025

COLLEGE: —

SIGNED BY: Vicente Lupo (Angels)

| IP | H | R | ER | HR | HB | BB | IBB | SO | WP | BK | BAA |
|----|---|---|----|----|----|----|-----|----|----|----|-----|
|----|---|---|----|----|----|----|-----|----|----|----|-----|

Will make professional debut in 2025

JHOSTIN BETANCES

RHP

AGE: 18 BORN: Mar. 1, 2007 in Santiago, DR

BATS & THROWS: Right

HIGH SCHOOL: —

FULL NAME: Jhostin Rafael Betances

| Year | Club | W-L | ERA | G | GS | CG | GF | SHO | SV |
|--------------|------------|-----|-------|---|----|----|----|-----|----|
| 2024 | DSL Angels | 0-0 | 13.50 | 6 | 0 | 0 | 5 | 0 | 0 |
| MINOR TOTALS | | 0-0 | 13.50 | 6 | 0 | 0 | 5 | 0 | 0 |

RESIDES: Santiago, DR

HT.: 6-2 WT.: 160

ACQUIRED: Signed as international free agent, Jan. 15, 2024

COLLEGE: —

SIGNED BY: Jochy Cabrera (Angels)

| IP | H | R | ER | HR | HB | BB | IBB | SO | WP | BK | BAA |
|-----|---|---|----|----|----|----|-----|----|----|----|------|
| 6.0 | 6 | 9 | 9 | 0 | 2 | 7 | 0 | 2 | 5 | 1 | .240 |
| 6.0 | 6 | 9 | 9 | 0 | 2 | 7 | 0 | 2 | 5 | 1 | .240 |

PLAYER DEVELOPMENT



YELINSON BETANCES

OF

AGE: 17 BORN: Nov. 13, 2007 in Santo Domingo, DR

RESIDES: Santo Domingo, DR

HT.: 6-1

WT.: 190

BATS & THROWS: Right

ACQUIRED: Signed as international free agent, Jan. 15, 2025

HIGH SCHOOL: —

COLLEGE: —

FULL NAME: Yelinson Betances Garcia

SIGNED BY: Jean Carlos Montalvo (Angels)

| Year | Club | AVG | G | AB | R | H | 2B | 3B | HR | RBI | SH | SF | HBP | BB | IBB | SO | SB | CS | GDP | SLG | OBP | E |
|--------------------------------------|------|-----|---|----|---|---|----|----|----|-----|----|----|-----|----|-----|----|----|----|-----|-----|-----|---|
| Will make professional debut in 2025 | | | | | | | | | | | | | | | | | | | | | | |

WERNER BLAKELY

OF

AGE: 23 BORN: Feb. 21, 2002 in Detroit, MI

RESIDES: Detroit, MI

HT.: 6-3

WT.: 185

BATS: Left THROWS: Right

ACQUIRED: Fourth round of 2020 First-Year Player Draft

HIGH SCHOOL: Detroit Edison HS (Detroit, MI)

COLLEGE: —

FULL NAME: Werner Mathew Blakely

SIGNED BY: Drew Dominguez (Angels)

| Year | Club | AVG | G | AB | R | H | 2B | 3B | HR | RBI | SH | SF | HBP | BB | IBB | SO | SB | CS | GDP | SLG | OBP | E |
|--------------|---------------|------|-----|-----|-----|-----|----|----|----|-----|----|----|-----|-----|-----|-----|----|----|-----|------|------|----|
| 2021— | ACL Angels | .182 | 44 | 148 | 22 | 27 | 6 | 0 | 3 | 19 | 0 | 2 | 3 | 33 | 0 | 69 | 15 | 2 | 1 | .284 | .339 | 18 |
| 2022— | Inland Empire | .295 | 55 | 183 | 36 | 54 | 13 | 2 | 5 | 40 | 0 | 1 | 6 | 45 | 0 | 70 | 24 | 2 | 0 | .470 | .447 | 12 |
| 2023— | Tri-City | .214 | 92 | 323 | 45 | 69 | 17 | 3 | 5 | 28 | 0 | 2 | 5 | 44 | 0 | 137 | 22 | 1 | 2 | .331 | .316 | 16 |
| | Rocket City | .000 | 2 | 7 | 0 | 0 | 0 | 0 | 0 | 0 | 0 | 0 | 0 | 2 | 0 | 5 | 0 | 0 | 0 | .000 | .222 | 2 |
| 2024— | Tri-City | .206 | 98 | 326 | 38 | 67 | 18 | 4 | 2 | 33 | 3 | 1 | 2 | 50 | 0 | 111 | 15 | 2 | 1 | .304 | .314 | 7 |
| MINOR TOTALS | | .220 | 291 | 987 | 141 | 217 | 54 | 9 | 15 | 120 | 3 | 6 | 16 | 174 | 0 | 392 | 76 | 7 | 4 | .338 | .344 | 55 |

A.J. BLOCK

LHP

AGE: 26 BORN: Apr. 16, 1998 in Salt Lake City, UT

RESIDES: Bellevue, WA

HT.: 6-5

WT.: 220

BATS & THROWS: Left

ACQUIRED: Signed as minor league free agent, Jan. 10, 2025

HIGH SCHOOL: Newport HS (Bellevue, WA)

COLLEGE: Washington State University

FULL NAME: Anthony Jacob Block

SIGNED BY: Joe Ross (Royals)

| Year | Club | W-L | ERA | G | GS | CG | GF | SHO | SV | IP | H | R | ER | HR | HB | BB | IBB | SO | WP | BK | BAA |
|--------------|---------------------------------------|-----|-------|----|----|----|----|-----|----|-------|-----|----|----|----|----|----|-----|-----|----|----|------|
| 2020— | DID NOT PLAY - No Minor League Season | | | | | | | | | | | | | | | | | | | | |
| 2021— | Quad Cities | 4-5 | 3.81 | 19 | 16 | 0 | 2 | 0 | 0 | 85.0 | 67 | 39 | 36 | 7 | 7 | 33 | 0 | 98 | 3 | 0 | .215 |
| | Columbia | 1-0 | 0.56 | 4 | 2 | 0 | 0 | 0 | 0 | 16.0 | 6 | 1 | 1 | 1 | 2 | 3 | 0 | 26 | 0 | 0 | .107 |
| 2022— | DID NOT PLAY - INJURED | | | | | | | | | | | | | | | | | | | | |
| 2023— | DID NOT PLAY - INJURED | | | | | | | | | | | | | | | | | | | | |
| 2024— | Quad Cities | 4-1 | 4.59 | 30 | 0 | 0 | 7 | 0 | 0 | 51.0 | 46 | 27 | 26 | 9 | 8 | 24 | 1 | 59 | 5 | 1 | .240 |
| | NW Arkansas | 0-0 | 16.20 | 4 | 1 | 0 | 0 | 0 | 0 | 3.1 | 9 | 6 | 6 | 0 | 1 | 2 | 0 | 2 | 1 | 0 | .500 |
| MINOR TOTALS | | 9-6 | 4.00 | 57 | 19 | 0 | 9 | 0 | 0 | 155.1 | 128 | 73 | 69 | 17 | 18 | 62 | 1 | 185 | 9 | 1 | .222 |

ENDRYS BRICENO

RHP

AGE: 33 BORN: Feb. 7, 1992 in Maracay, VZ

RESIDES: Aragua, VZ

HT.: 6-4

WT.: 205

BATS & THROWS: Right

ACQUIRED: Signed as minor league free agent, Dec. 5, 2024

HIGH SCHOOL: —

COLLEGE: —

FULL NAME: Endrys Eduardo Briceno

SIGNED BY: German Robles (Tigers)

| Year | Club | W-L | ERA | G | GS | CG | GF | SHO | SV | IP | H | R | ER | HR | HB | BB | IBB | SO | WP | BK | BAA | |
|--------------|--------------------|-------|-------|-----|----|----|----|-----|----|--------------|-----|-----|-----|----|----|-----|-----|-----|----|----|------|------|
| 2009— | VSL Tigers | 0-0 | 3.41 | 16 | 0 | 0 | 8 | 0 | 2 | 31.2 | 36 | 17 | 12 | 4 | 4 | 5 | 12 | 0 | 16 | 3 | 0 | .295 |
| 2010— | VSL Tigers | 2-5 | 5.63 | 14 | 9 | 0 | 2 | 0 | 0 | 46.1 | 56 | 32 | 29 | 2 | 9 | 16 | 0 | 33 | 2 | 0 | .303 | |
| 2011— | GCL Tigers | 2-5 | 5.34 | 12 | 12 | 0 | 0 | 0 | 0 | 59.0 | 72 | 44 | 35 | 2 | 14 | 19 | 0 | 49 | 9 | 0 | .310 | |
| 2012— | Connecticut | 4-3 | 5.15 | 12 | 12 | 0 | 0 | 0 | 0 | 57.2 | 60 | 37 | 33 | 3 | 7 | 22 | 0 | 30 | 9 | 1 | .269 | |
| 2013— | West Michigan | 7-9 | 4.47 | 25 | 25 | 0 | 0 | 0 | 0 | 116.2 | 124 | 72 | 58 | 5 | 6 | 51 | 2 | 65 | 13 | 4 | .274 | |
| 2014— | Lakeland | 2-3 | 4.09 | 8 | 6 | 0 | 1 | 0 | 0 | 33.0 | 39 | 20 | 15 | 2 | 7 | 14 | 1 | 16 | 2 | 0 | .262 | |
| 2015— | GCL Tigers | 0-1 | 1.98 | 5 | 5 | 0 | 0 | 0 | 0 | 13.2 | 12 | 5 | 3 | 0 | 2 | 1 | 0 | 21 | 1 | 0 | .231 | |
| | Lakeland | 2-3 | 4.09 | 8 | 6 | 0 | 1 | 0 | 0 | 33.0 | 39 | 20 | 15 | 2 | 7 | 14 | 1 | 16 | 2 | 0 | .302 | |
| 2016— | Lakeland | 4-7 | 5.94 | 25 | 17 | 1 | 3 | 0 | 0 | 103.0 | 121 | 72 | 68 | 10 | 18 | 56 | 0 | 81 | 13 | 0 | .303 | |
| 2017— | Lakeland | 1-4 | 3.59 | 27 | 6 | 0 | 3 | 0 | 1 | 57.2 | 65 | 28 | 23 | 3 | 3 | 25 | 1 | 36 | 11 | 0 | .293 | |
| 2018— | Lakeland | 0-1 | 6.75 | 1 | 1 | 0 | 0 | 0 | 0 | 4.0 | 7 | 7 | 3 | 0 | 1 | 3 | 0 | 2 | 1 | 0 | .350 | |
| | West Michigan | 4-2 | 4.50 | 17 | 2 | 0 | 7 | 0 | 1 | 42.0 | 47 | 26 | 21 | 3 | 5 | 22 | 0 | 37 | 10 | 0 | .285 | |
| 2019— | | | | | | | | | | DID NOT PLAY | | | | | | | | | | | | |
| 2020— | | | | | | | | | | DID NOT PLAY | | | | | | | | | | | | |
| 2021— | S. Maryland (Ind.) | 5-3 | 1.87 | 51 | 0 | 0 | 14 | 0 | 2 | 57.2 | 38 | 16 | 12 | 4 | 4 | 23 | 1 | 77 | 3 | 0 | - | |
| 2022— | S. Maryland (Ind.) | 5-0 | 0.76 | 46 | 0 | 0 | 19 | 0 | 10 | 47.2 | 20 | 6 | 4 | 2 | 5 | 19 | 0 | 73 | 5 | 0 | - | |
| 2023— | Reno | 0-0 | 4.80 | 12 | 0 | 0 | 3 | 0 | 0 | 15.0 | 9 | 10 | 8 | 3 | 3 | 11 | 0 | 13 | 1 | 0 | .173 | |
| | Amarillo | 0-0 | 13.50 | 2 | 0 | 0 | 0 | 0 | 0 | 0.2 | 3 | 1 | 1 | 0 | 0 | 1 | 0 | 1 | 0 | 0 | .600 | |
| | S. Maryland (Ind.) | 1-1 | 5.28 | 11 | 0 | 0 | 7 | 0 | 4 | 15.1 | 19 | 13 | 9 | 3 | 0 | 8 | 1 | 24 | 2 | 0 | - | |
| 2024— | S. Maryland (Ind.) | 5-4 | 2.06 | 44 | 0 | 0 | 41 | 0 | 20 | 52.1 | 39 | 18 | 12 | 5 | 4 | 22 | 0 | 84 | 4 | 0 | - | |
| IND. TOTALS | | 16-8 | 1.92 | 152 | 0 | 0 | 81 | 0 | 36 | 173.0 | 116 | 53 | 37 | 14 | 13 | 72 | 2 | 258 | 14 | 0 | - | |
| MINOR TOTALS | | 26-40 | 4.75 | 179 | 98 | 1 | 27 | 0 | 4 | 596.1 | 667 | 377 | 315 | 38 | 80 | 256 | 4 | 407 | 76 | 5 | .287 | |



PLAYER DEVELOPMENT

LOGAN BRITT

RHP

AGE: 24 BORN: July 16, 2000 in Forth Worth, TX

RESIDES: Aledo, TX

HT.: 6-5

WT.: 220

BATS & THROWS: Right

ACQUIRED: 17th round of 2023 First-Year Player Draft

HIGH SCHOOL: Colleyville Heritage HS (Colleyville, TX)

COLLEGE: Texas A&M, Abilene Christian University

FULL NAME: Logan Jace Britt

SIGNED BY: KJ Hendricks (Angels)

| Year | Club | W-L | ERA | G | GS | CG | GF | SHO | SV | IP | H | R | ER | HR | HB | BB | IBB | SO | WP | BK | BAA |
|--------------|---------------|-----|-------|---|----|----|----|-----|----|------|----|----|----|----|----|----|-----|----|----|----|------|
| 2023 | ACL Angels | 0-0 | 22.50 | 3 | 0 | 0 | 0 | 0 | 0 | 2.0 | 5 | 5 | 5 | 0 | 0 | 2 | 0 | 1 | 2 | 0 | .500 |
| 2024 | Inland Empire | 1-0 | 5.03 | 4 | 3 | 0 | 0 | 0 | 0 | 19.2 | 17 | 13 | 11 | 1 | 3 | 12 | 0 | 12 | 0 | 2 | .233 |
| MINOR TOTALS | | 1-0 | 6.65 | 7 | 3 | 0 | 0 | 0 | 0 | 21.2 | 22 | 18 | 16 | 1 | 3 | 14 | 0 | 13 | 2 | 2 | .265 |

CONNOR BROGDON

RHP

For information, see 2025 Angels Players Section.

SAM BROWN

INF

AGE: 23 BORN: Sept. 11, 2001 in Santa Rosa, CA

RESIDES: Petaluma, CA

HT.: 6-2

WT.: 220

BATS & THROWS: Left

ACQUIRED: 12th round of 2023 First-Year Player Draft

HIGH SCHOOL: Petaluma HS (Petaluma, CA)

COLLEGE: Washington State University

FULL NAME: Samuel Edward Brown

SIGNED BY: Jayson Durocher (Angels)

| Year | Club | AVG | G | AB | R | H | 2B | 3B | HR | RBI | SH | SF | HBP | BB | IBB | SO | SB | CS | GDP | SLG | OBP | E |
|--------------|-------------|------|-----|-----|----|----|----|----|----|-----|----|----|-----|----|-----|-----|----|----|-----|------|------|---|
| 2024 | Rocket City | .214 | 126 | 440 | 44 | 94 | 23 | 2 | 4 | 53 | 2 | 7 | 12 | 44 | 0 | 105 | 5 | 0 | 16 | .302 | .298 | 8 |
| MINOR TOTALS | | .214 | 126 | 440 | 44 | 94 | 23 | 2 | 4 | 53 | 2 | 7 | 12 | 44 | 0 | 105 | 5 | 0 | 16 | .302 | .298 | 8 |

KEVIN BRUGGEMAN

C

AGE: 23 BORN: July 25, 2001 in Stamford, CT

RESIDES: Trumbull, CT

HT.: 5-9

WT.: 185

BATS & THROWS: Right

ACQUIRED: Signed as non-drafted free agent, July 27, 2023

HIGH SCHOOL: Trumbull HS (Trumbull, CT)

COLLEGE: Hofstra University

FULL NAME: Kevin John Bruggeman

SIGNED BY: Drew Dominguez (Angels)

| Year | Club | AVG | G | AB | R | H | 2B | 3B | HR | RBI | SH | SF | HBP | BB | IBB | SO | SB | CS | GDP | SLG | OBP | E |
|--------------|------------|------|----|-----|----|----|----|----|----|-----|----|----|-----|----|-----|----|----|----|-----|------|------|---|
| 2023 | ACL Angels | .250 | 1 | 4 | 0 | 1 | 0 | 1 | 0 | 1 | 0 | 0 | 0 | 0 | 0 | 1 | 0 | 0 | 0 | .750 | .250 | 1 |
| | Tri-City | .294 | 7 | 17 | 3 | 5 | 1 | 0 | 0 | 3 | 0 | 0 | 0 | 2 | 0 | 6 | 1 | 0 | 0 | .353 | .368 | 0 |
| 2024 | Tri-City | .242 | 73 | 240 | 31 | 58 | 10 | 1 | 3 | 27 | 6 | 1 | 7 | 28 | 0 | 67 | 15 | 3 | 4 | .329 | .337 | 6 |
| MINOR TOTALS | | .245 | 81 | 261 | 34 | 64 | 11 | 2 | 3 | 31 | 6 | 1 | 7 | 30 | 0 | 74 | 16 | 3 | 4 | .337 | .338 | 7 |

PETER BURNS

C

AGE: 25 BORN: Oct. 14, 1999 in Boston, MA

RESIDES: Reading, MA

HT.: 5-10

WT.: 195

BATS: Left THROWS: Right

ACQUIRED: Signed as non-drafted free agent, July 11, 2023

HIGH SCHOOL: Austin Preparatory School (Reading, MA)

COLLEGE: Boston College

FULL NAME: Peter James Burns

SIGNED BY: Drew Dominguez (Angels)

| Year | Club | AVG | G | AB | R | H | 2B | 3B | HR | RBI | SH | SF | HBP | BB | IBB | SO | SB | CS | GDP | SLG | OBP | E |
|--------------|---------------|-------|----|-----|----|----|----|----|----|-----|----|----|-----|----|-----|----|----|----|-----|-------|------|---|
| 2023 | ACL Angels | 1.000 | 1 | 1 | 1 | 1 | 0 | 0 | 0 | 1 | 0 | 1 | 0 | 0 | 0 | 0 | 0 | 0 | 0 | 1.000 | .500 | 0 |
| | Inland Empire | .033 | 13 | 30 | 1 | 1 | 0 | 0 | 0 | 2 | 0 | 1 | 4 | 5 | 0 | 8 | 0 | 0 | 0 | .033 | .250 | 2 |
| 2024 | Inland Empire | .333 | 14 | 39 | 5 | 13 | 2 | 1 | 0 | 3 | 0 | 0 | 3 | 2 | 0 | 10 | 1 | 0 | 2 | .436 | .409 | 2 |
| | Tri-City | .143 | 13 | 35 | 5 | 5 | 1 | 0 | 0 | 4 | 0 | 0 | 1 | 6 | 0 | 5 | 0 | 2 | 0 | .171 | .286 | 2 |
| MINOR TOTALS | | .190 | 41 | 105 | 12 | 20 | 3 | 1 | 0 | 10 | 0 | 2 | 8 | 13 | 0 | 23 | 1 | 2 | 2 | .238 | .320 | 6 |

ANEL CABRERA

RHP

AGE: 22 BORN: Feb. 12, 2003 in Santo Domingo, DR

RESIDES: Santo Domingo, DR

HT.: 6-4

WT.: 200

BATS & THROWS: Right

ACQUIRED: Signed as international free agent, Apr. 12, 2023

HIGH SCHOOL: —

COLLEGE: —

FULL NAME: Anel Cabrera

SIGNED BY: Jonathan Genao (Angels)

| Year | Club | W-L | ERA | G | GS | CG | GF | SHO | SV | IP | H | R | ER | HR | HB | BB | IBB | SO | WP | BK | BAA |
|--------------|------------|-----|-------|----|----|----|----|-----|----|------|----|----|----|----|----|----|-----|----|----|----|------|
| 2023 | DSL Angels | 4-1 | 1.25 | 19 | 0 | 0 | 7 | 0 | 2 | 43.1 | 30 | 12 | 6 | 1 | 2 | 11 | 0 | 50 | 4 | 0 | .196 |
| 2024 | ACL Angels | 0-0 | 13.50 | 2 | 0 | 0 | 0 | 0 | 0 | 2.0 | 5 | 3 | 3 | 0 | 2 | 1 | 0 | 1 | 0 | 0 | .556 |
| MINOR TOTALS | | 4-1 | 1.79 | 21 | 0 | 0 | 7 | 0 | 2 | 45.1 | 35 | 15 | 9 | 1 | 4 | 12 | 0 | 51 | 4 | 0 | .216 |

PLAYER DEVELOPMENT



STEVEN CABRERA

RHP

AGE: 17 BORN: Nov. 13, 2007 in San Pedro de Macoris, DR RESIDES: San Pedro de Macoris, DR HT.: 6-5 WT.: 195
 BATS & THROWS: Right ACQUIRED: Signed as international free agent, Jan. 15, 2025
 HIGH SCHOOL: — COLLEGE: —
 FULL NAME: Steven George Cabrera SIGNED BY: Cesar Baez (Angels)
 Year Club W-L ERA G GS CG GF SHO SV IP H R ER HR HB BB IBB SO WP BK BAA
 Will make professional debut in 2025

YOJANCEL CABRERA

INF

AGE: 16 BORN: June 25, 2008 in San Cristóbal, DR RESIDES: La Altagracia, DR HT.: 6-2 WT.: 185
 BATS: Left THROWS: Right ACQUIRED: Signed as international free agent, Jan. 15, 2025
 HIGH SCHOOL: — COLLEGE: —
 FULL NAME: Yojancel Ernesto Cabrera SIGNED BY: Jonathan Genao (Angels)
 Year Club AVG G AB R H 2B 3B HR RBI SH SF HBP BB IBB SO SB CS GDP SLG OBP E
 Will make professional debut in 2025

KELVIN CÁCERES

RHP

For information, see 2025 Angels Players Section.

DAVID CALABRESE

OF

AGE: 22 BORN: Sept. 26, 2002 in Richmond Hill, Canada RESIDES: Ontario, Canada HT.: 5-11 WT.: 160
 BATS: Left THROWS: Right ACQUIRED: Third round of 2020 First-Year Player Draft
 HIGH SCHOOL: St. Elizabeth Catholic HS (Thornhill, ON, Canada) COLLEGE: —
 FULL NAME: David Marco Calabrese SIGNED BY: Chris Cruz (Angels)
 Year Club AVG G AB R H 2B 3B HR RBI SH SF HBP BB IBB SO SB CS GDP SLG OBP E
 2021—ACL Angels .201 42 144 25 29 8 2 1 17 0 0 1 20 0 54 5 1 0 .306 .303 2
 2022—Inland Empire .250 112 424 68 106 23 7 7 64 0 11 3 50 0 116 26 2 3 .387 .326 7
 2023—Rocket City .194 122 458 63 89 18 3 15 48 1 0 6 70 0 164 14 9 3 .345 .309 3
 2024—Rocket City .209 38 110 14 23 3 0 4 11 3 0 0 23 0 41 4 2 0 .345 .346 0
 MINOR TOTALS .217 314 1136 170 247 52 12 27 140 4 11 10 163 0 375 49 14 6 .356 .318 12

JOSE CAMACHO

C

AGE: 18 BORN: Jan. 24, 2007 in Barquisimeto, VZ RESIDES: Barquisimeto, VZ HT.: 6-1 WT.: 190
 BATS & THROWS: Right ACQUIRED: Signed as international free agent, Jan. 15, 2024
 HIGH SCHOOL: — COLLEGE: —
 FULL NAME: Jose Joaquin Camacho SIGNED BY: Joel Chicarelli (Angels)
 Year Club AVG G AB R H 2B 3B HR RBI SH SF HBP BB IBB SO SB CS GDP SLG OBP E
 2024—DSL Angels .290 47 131 24 38 5 1 1 21 0 1 14 25 0 25 9 6 3 .366 .450 3
 MINOR TOTALS .290 47 131 24 38 5 1 1 21 0 1 14 25 0 25 9 6 3 .366 .450 3

BAILAN CARABALLO

OF

AGE: 19 BORN: Mar. 6, 2006 in Bronx, NY RESIDES: Kissimmee, FL HT.: 6-6 WT.: 205
 BATS & THROWS: Right ACQUIRED: 15th round of 2024 First-Year Player Draft
 HIGH SCHOOL: Reborn Christian Academy (Kissimmee, FL) COLLEGE: —
 FULL NAME: Bailan Joshua Caraballo SIGNED BY: Luis Raffan (Angels)
 Year Club AVG G AB R H 2B 3B HR RBI SH SF HBP BB IBB SO SB CS GDP SLG OBP E
 Will make professional debut in 2025

SEBASTIAN CASERES

LHP

AGE: 17 BORN: Mar. 2, 2008 in Anzoategui, VZ RESIDES: Anzoategui, VZ HT.: 6-0 WT.: 150
 BATS & THROWS: Left ACQUIRED: Signed as international free agent, Jan. 15, 2025
 HIGH SCHOOL: — COLLEGE: —
 FULL NAME: Sebastian Alejandro Caseres SIGNED BY: Ender Gonzalez (Angels)
 Year Club W-L ERA G GS CG GF SHO SV IP H R ER HR HB BB IBB SO WP BK BAA
 Will make professional debut in 2025



PLAYER DEVELOPMENT

BYRON CASTILLO

OF

AGE: 19 BORN: Oct. 7, 2005 in Santo Domingo, DR

RESIDES: Monte Plata, DR

HT.: 6-0 WT.: 200

BATS & THROWS: Right

ACQUIRED: Signed as international free agent, Jan. 15, 2023

HIGH SCHOOL: —

COLLEGE: —

FULL NAME: Byron Rafael Castillo

SIGNED BY: Russbell Cabrera (Angels)

| Year | Club | AVG | G | AB | R | H | 2B | 3B | HR | RBI | SH | SF | HBP | BB | IBB | SO | SB | CS | GDP | SLG | OBP | E |
|--------------|------------|------|----|-----|----|----|----|----|----|-----|----|----|-----|----|-----|----|----|----|-----|------|------|---|
| 2023— | DSL Angels | .158 | 43 | 146 | 26 | 23 | 4 | 0 | 1 | 14 | 0 | 1 | 9 | 9 | 0 | 49 | 8 | 3 | 4 | .205 | .248 | 2 |
| 2024— | DSL Angels | .211 | 32 | 95 | 15 | 20 | 6 | 0 | 1 | 12 | 1 | 1 | 4 | 9 | 0 | 36 | 7 | 4 | 2 | .305 | .303 | 1 |
| MINOR TOTALS | | .178 | 75 | 241 | 41 | 43 | 10 | 0 | 2 | 26 | 1 | 2 | 13 | 18 | 0 | 85 | 15 | 7 | 6 | .245 | .270 | 3 |

KEYVN CASTILLO

OF

AGE: 19 BORN: June 12, 2005 in Valencia, VZ

RESIDES: Valencia, VZ

HT.: 5-10 WT.: 170

BATS & THROWS: Left

ACQUIRED: Signed as international free agent, Jan. 15, 2022

HIGH SCHOOL: —

COLLEGE: —

FULL NAME: Keyvn Alejandro Castillo

SIGNED BY: Marlon Urdaneta & Joel Chicarelli (Angels)

| Year | Club | AVG | G | AB | R | H | 2B | 3B | HR | RBI | SH | SF | HBP | BB | IBB | SO | SB | CS | GDP | SLG | OBP | E |
|--------------|---------------|------|-----|-----|----|-----|----|----|----|-----|----|----|-----|----|-----|-----|----|----|-----|------|------|---|
| 2022— | DSL Angels | .225 | 12 | 40 | 7 | 9 | 3 | 0 | 0 | 5 | 1 | 0 | 1 | 6 | 0 | 17 | 4 | 2 | 0 | .300 | .340 | 1 |
| 2023— | DSL Angels | .371 | 55 | 186 | 44 | 69 | 10 | 7 | 3 | 35 | 2 | 4 | 2 | 40 | 0 | 36 | 23 | 9 | 6 | .548 | .478 | 5 |
| 2024— | Inland Empire | .292 | 46 | 171 | 21 | 50 | 7 | 1 | 4 | 25 | 1 | 1 | 3 | 20 | 0 | 53 | 8 | 4 | 6 | .415 | .374 | 1 |
| MINOR TOTALS | | .322 | 113 | 397 | 72 | 128 | 20 | 8 | 7 | 65 | 4 | 5 | 6 | 66 | 0 | 106 | 35 | 15 | 12 | .466 | .422 | 7 |

MANUEL CAZORLA

LHP

AGE: 20 BORN: Jan. 3, 2005 in Maracay, VZ

RESIDES: Maracay, VZ

HT.: 6-2 WT.: 170

BATS & THROWS: Left

ACQUIRED: Signed as international free agent, Jan. 15, 2022

HIGH SCHOOL: —

COLLEGE: —

FULL NAME: Manuel Jose Cazorla

SIGNED BY: Marlon Urdaneta & Joel Chicarelli (Angels)

| Year | Club | W-L | ERA | G | GS | CG | GF | SHO | SV | IP | H | R | ER | HR | HB | BB | IBB | SO | WP | BK | BAA |
|--------------|------------|-----|------|----|----|----|----|-----|----|------------------------|----|----|----|----|----|----|-----|----|----|----|------|
| 2022— | DSL Angels | 4-1 | 3.47 | 12 | 12 | 0 | 0 | 0 | 0 | 49.1 | 48 | 33 | 19 | 1 | 5 | 21 | 0 | 45 | 13 | 0 | .244 |
| 2023— | ACL Angels | 1-3 | 6.06 | 9 | 5 | 0 | 0 | 0 | 0 | 35.2 | 36 | 24 | 24 | 3 | 4 | 15 | 0 | 33 | 2 | 0 | .269 |
| 2024— | | | | | | | | | | DID NOT PLAY - INJURED | | | | | | | | | | | |
| MINOR TOTALS | | 5-4 | 4.55 | 21 | 17 | 0 | 0 | 0 | 0 | 85.0 | 84 | 57 | 43 | 4 | 9 | 36 | 0 | 78 | 15 | 0 | .254 |

MILLERAN CEDANO

LHP

AGE: 22 BORN: Mar. 23, 2003 in Guayabal, DR

RESIDES: Santo Domingo, DR

HT.: 6-0 WT.: 165

BATS & THROWS: Left

ACQUIRED: Signed as international free agent, Nov. 27, 2019

HIGH SCHOOL: —

COLLEGE: —

FULL NAME: Milleran Alexander Cedano Cuello

SIGNED BY: Russbell Cabrera & Frank Tejada (Angels)

| Year | Club | W-L | ERA | G | GS | CG | GF | SHO | SV | IP | H | R | ER | HR | HB | BB | IBB | SO | WP | BK | BAA |
|--------------|------------|-----|------|----|----|----|----|-----|----|------------------------|----|----|----|----|----|----|-----|----|----|----|------|
| 2021— | DSL Angels | 2-4 | 3.02 | 16 | 6 | 0 | 4 | 0 | 0 | 41.2 | 30 | 18 | 14 | 2 | 1 | 26 | 1 | 39 | 9 | 4 | .199 |
| 2022— | ACL Angels | 0-0 | 0.00 | 1 | 1 | 0 | 0 | 0 | 0 | 4.2 | 1 | 0 | 0 | 0 | 0 | 1 | 0 | 6 | 1 | 0 | .067 |
| 2023— | | | | | | | | | | DID NOT PLAY - INJURED | | | | | | | | | | | |
| 2024— | | | | | | | | | | DID NOT PLAY - INJURED | | | | | | | | | | | |
| MINOR TOTALS | | 2-4 | 2.72 | 17 | 7 | 0 | 4 | 0 | 0 | 46.1 | 31 | 18 | 14 | 2 | 1 | 27 | 1 | 45 | 10 | 4 | .187 |

BRADY CHOBAN

RHP

AGE: 24 BORN: Sept. 16, 2000 in Barberton, OH

RESIDES: Rittman, OH

HT.: 6-5 WT.: 240

BATS & THROWS: Right

ACQUIRED: Signed as non-drafted free agent, Aug. 16, 2023

HIGH SCHOOL: Lewis Palmer HS (Monument, CO)

COLLEGE: University of Rio Grande

FULL NAME: Brady Jay Choban

SIGNED BY: Dennis Moeller (Angels)

| Year | Club | W-L | ERA | G | GS | CG | GF | SHO | SV | IP | H | R | ER | HR | HB | BB | IBB | SO | WP | BK | BAA |
|--------------|-------------|-----|-------|----|----|----|----|-----|----|------|----|----|----|----|----|----|-----|----|----|----|------|
| 2023— | ACL Angels | 0-1 | 54.00 | 1 | 0 | 0 | 0 | 0 | 0 | 0.2 | 4 | 4 | 4 | 0 | 0 | 1 | 0 | 2 | 0 | 0 | .667 |
| 2024— | Tri-City | 2-0 | 2.39 | 21 | 0 | 0 | 4 | 0 | 0 | 26.1 | 21 | 9 | 7 | 2 | 1 | 6 | 0 | 23 | 5 | 1 | .219 |
| | Rocket City | 2-3 | 5.55 | 21 | 0 | 0 | 9 | 0 | 1 | 24.1 | 23 | 19 | 15 | 3 | 4 | 11 | 0 | 21 | 5 | 0 | .242 |
| MINOR TOTALS | | 4-4 | 4.56 | 43 | 0 | 0 | 13 | 0 | 1 | 51.1 | 48 | 32 | 26 | 5 | 5 | 17 | 0 | 46 | 10 | 1 | .244 |

CHRIS CLARK

RHP

AGE: 23 BORN: Aug. 14, 2001 in Reston, VA

RESIDES: Wayne, PA

HT.: 6-4 WT.: 200

BATS & THROWS: Right

ACQUIRED: Fifth round of 2023 First-Year Player Draft

HIGH SCHOOL: The Haverford School (Haverford, PA)

COLLEGE: Harvard College

FULL NAME: Christopher John Clark

SIGNED BY: Drew Dominguez (Angels)

| Year | Club | W-L | ERA | G | GS | CG | GF | SHO | SV | IP | H | R | ER | HR | HB | BB | IBB | SO | WP | BK | BAA |
|--------------|---------------|------|------|----|----|----|----|-----|----|-------|-----|----|----|----|----|----|-----|-----|----|----|------|
| 2023— | Inland Empire | 0-2 | 4.66 | 6 | 6 | 0 | 0 | 0 | 0 | 19.1 | 22 | 11 | 10 | 1 | 2 | 5 | 0 | 22 | 2 | 1 | .278 |
| 2024— | Tri-City | 3-12 | 6.09 | 22 | 22 | 0 | 0 | 0 | 0 | 105.0 | 103 | 76 | 71 | 12 | 12 | 58 | 0 | 102 | 11 | 4 | .258 |
| MINOR TOTALS | | 3-14 | 5.86 | 28 | 28 | 0 | 0 | 0 | 0 | 124.1 | 125 | 87 | 81 | 13 | 14 | 63 | 0 | 124 | 13 | 5 | .261 |

PLAYER DEVELOPMENT



DEREK CLARK

LHP

AGE: 23 BORN: Dec. 25, 2001 in Toledo, OH

BATS & THROWS: Left

HIGH SCHOOL: Summerfield HS (Petersburg, MI)

FULL NAME: Derek Anthony Clark

| Year | Club | W-L | ERA | G | GS | CG | GF | SHO | SV | IP | H | R | ER | HR | HB | BB | IBB | SO | WP | BK | BAA |
|--------------|---------------|-----|------|---|----|----|----|-----|----|-----|---|---|----|----|----|----|-----|----|----|----|------|
| 2024— | Inland Empire | 0-0 | 0.00 | 4 | 4 | 0 | 0 | 0 | 0 | 8.0 | 6 | 1 | 0 | 0 | 0 | 0 | 0 | 10 | 0 | 0 | .207 |
| MINOR TOTALS | | 0-0 | 0.00 | 4 | 4 | 0 | 0 | 0 | 0 | 8.0 | 6 | 1 | 0 | 0 | 0 | 0 | 0 | 10 | 0 | 0 | .207 |

RESIDES: Petersburg, MI

HT.: 5-8

WT.: 180

ACQUIRED: Ninth round of 2024 First-Year Player Draft

COLLEGE: West Virginia University, Northwood University (Midland, MI)

SIGNED BY: Ross Vecchio (Angels)

DANIEL COLINA

RHP

AGE: 18 BORN: Nov. 16, 2006 in Maracaibo, VZ

BATS & THROWS: Right

HIGH SCHOOL: —

FULL NAME: Daniel Ernesto Colina

| Year | Club | W-L | ERA | G | GS | CG | GF | SHO | SV | IP | H | R | ER | HR | HB | BB | IBB | SO | WP | BK | BAA |
|--------------|------------|-----|------|----|----|----|----|-----|----|------|---|---|----|----|----|----|-----|----|----|----|------|
| 2024— | DSL Angels | 3-1 | 1.40 | 12 | 0 | 0 | 4 | 0 | 1 | 19.1 | 7 | 4 | 3 | 0 | 0 | 16 | 1 | 20 | 5 | 0 | .119 |
| MINOR TOTALS | | 3-1 | 1.40 | 12 | 0 | 0 | 4 | 0 | 1 | 19.1 | 7 | 4 | 3 | 0 | 0 | 16 | 1 | 20 | 5 | 0 | .119 |

RESIDES: Maracaibo, VZ

HT.: 6-1

WT.: 180

ACQUIRED: Signed as international free agent, Jan. 15, 2024

COLLEGE: —

SIGNED BY: Vicente Lupo (Angels)

OPTIEL COLINA

INF

AGE: 19 BORN: Nov. 8, 2005 in Queens, NY

BATS & THROWS: Right

HIGH SCHOOL: —

FULL NAME: Optiel Jesus Colina

| Year | Club | AVG | G | AB | R | H | 2B | 3B | HR | RBI | SH | SF | HBP | BB | IBB | SO | SB | CS | GDP | SLG | OBP | E |
|--------------|------------|------|----|----|----|----|----|----|----|-----|----|----|-----|----|-----|----|----|----|-----|------|------|---|
| 2023— | DSL Angels | .176 | 26 | 51 | 10 | 9 | 1 | 1 | 0 | 2 | 0 | 1 | 5 | 17 | 0 | 24 | 5 | 0 | 2 | .235 | .419 | 2 |
| 2024— | DSL Angels | .171 | 16 | 35 | 5 | 6 | 0 | 0 | 0 | 3 | 1 | 0 | 5 | 8 | 0 | 16 | 4 | 1 | 0 | .171 | .396 | 1 |
| MINOR TOTALS | | .174 | 42 | 86 | 15 | 15 | 1 | 1 | 0 | 5 | 1 | 1 | 10 | 25 | 0 | 40 | 9 | 1 | 2 | .209 | .410 | 3 |

RESIDES: Santo Domingo, DR

HT.: 6-2

WT.: 180

ACQUIRED: Signed as international free agent, Mar. 30, 2023

COLLEGE: —

SIGNED BY: Frank Tejada (Angels)

HAROLD COLL

INF

AGE: 23 BORN: July 31, 2001 in Boston, MA

BATS & THROWS: Right

HIGH SCHOOL: Georgia Premier Academy (Statesboro, GA)

FULL NAME: Harold Jose Coll

| Year | Club | AVG | G | AB | R | H | 2B | 3B | HR | RBI | SH | SF | HBP | BB | IBB | SO | SB | CS | GDP | SLG | OBP | E |
|--------------|---------------|-----|---|----|---|---|----|----|----|-----|----|----|-----|----|-----|----|----|----|-----|-----|-----|---|
| 2024— | Inland Empire | - | 1 | 0 | 0 | 0 | 0 | 0 | 0 | 0 | 0 | 0 | 0 | 0 | 0 | 0 | 0 | 0 | 0 | 0 | 0 | 0 |
| MINOR TOTALS | | - | 1 | 0 | 0 | 0 | 0 | 0 | 0 | 0 | 0 | 0 | 0 | 0 | 0 | 0 | 0 | 0 | 0 | 0 | 0 | 0 |

RESIDES: Boston, MA

HT.: 5-11

WT.: 195

ACQUIRED: Signed as non-drafted free agent, July, 21, 2024

COLLEGE: University of Houston

SIGNED BY: Kevin Ellis (Angels)

CHRIS CORTEZ

RHP

For information, see 2025 Angels Players Section.

RYAN COSTEUI

RHP

AGE: 24 BORN: Nov. 28, 2000 in Walnut Creek, CA

BATS & THROWS: Right

HIGH SCHOOL: De La Salle HS (Concord, CA)

FULL NAME: Ryan Michael Costeui

| Year | Club | W-L | ERA | G | GS | CG | GF | SHO | SV | IP | H | R | ER | HR | HB | BB | IBB | SO | WP | BK | BAA |
|--------------|---------------|------------------------|-------|----|----|----|----|-----|----|-------|-----|----|----|----|----|----|-----|-----|----|----|------|
| 2021— | Inland Empire | 1-0 | 4.30 | 9 | 0 | 0 | 3 | 0 | 2 | 14.2 | 14 | 10 | 7 | 3 | 1 | 6 | 1 | 25 | 0 | 0 | .250 |
| | Tri-City | 0-0 | 0.00 | 2 | 0 | 0 | 1 | 0 | 0 | 3.0 | 1 | 0 | 0 | 0 | 0 | 0 | 0 | 6 | 0 | 0 | .111 |
| 2022— | Tri-City | 3-5 | 3.42 | 16 | 10 | 0 | 3 | 0 | 1 | 68.1 | 60 | 29 | 26 | 7 | 2 | 19 | 0 | 81 | 4 | 1 | .239 |
| 2023— | | DID NOT PLAY - INJURED | | | | | | | | | | | | | | | | | | | |
| 2024— | ACL Angels | 0-0 | 13.50 | 1 | 1 | 0 | 0 | 0 | 0 | 1.1 | 4 | 2 | 2 | 2 | 0 | 0 | 0 | 1 | 1 | 0 | .500 |
| | Tri-City | 1-5 | 2.84 | 18 | 18 | 0 | 0 | 0 | 0 | 73.0 | 42 | 24 | 23 | 5 | 2 | 35 | 0 | 79 | 5 | 0 | .162 |
| MINOR TOTALS | | 5-10 | 3.26 | 46 | 29 | 0 | 7 | 0 | 3 | 160.1 | 121 | 65 | 58 | 17 | 5 | 60 | 1 | 192 | 10 | 1 | .208 |

RESIDES: Clayton, CA

HT.: 6-0

WT.: 200

ACQUIRED: Seventh round of 2021 First-Year Player Draft

COLLEGE: University of Arkansas

SIGNED BY: Joel Murrie (Angels)



PLAYER DEVELOPMENT

MATT COUTNEY

INF

AGE: 25 BORN: July 8, 1999 in Wetaskiwin, AB, Canada

BATS: Left THROWS: Right

HIGH SCHOOL: Wetaskiwin Composite (Wetaskiwin, AB, Canada)

FULL NAME: Matthew Frank Coutney

RESIDES: Wetaskiwin, AB, Canada

HT.: 6-1

WT.: 230

ACQUIRED: 10th round of 2022 First-Year Player Draft

COLLEGE: Old Dominion University (Norfolk, VA)

SIGNED BY: Nick Gorneault (Angels)

| Year | Club | AVG | G | AB | R | H | 2B | 3B | HR | RBI | SH | SF | HBP | BB | IBB | SO | SB | CS | GDP | SLG | OBP | E |
|--------------|---------------|------|-----|-----|-----|-----|----|----|----|-----|----|----|-----|-----|-----|-----|----|----|-----|------|------|----|
| 2022 | ACL Angels | .231 | 9 | 26 | 5 | 6 | 1 | 0 | 1 | 1 | 0 | 0 | 0 | 6 | 0 | 11 | 0 | 0 | 0 | .385 | .375 | 1 |
| 2023 | Inland Empire | .260 | 74 | 262 | 43 | 68 | 8 | 4 | 12 | 54 | 0 | 5 | 6 | 47 | 1 | 87 | 0 | 0 | 9 | .458 | .378 | 2 |
| | Tri-City | .272 | 47 | 173 | 16 | 47 | 8 | 1 | 3 | 17 | 0 | 2 | 6 | 11 | 1 | 66 | 0 | 1 | 3 | .382 | .333 | 3 |
| 2024 | Tri-City | .270 | 91 | 337 | 57 | 91 | 22 | 2 | 8 | 42 | 1 | 3 | 7 | 38 | 0 | 98 | 2 | 1 | 5 | .418 | .353 | 3 |
| | Rocket City | .194 | 28 | 103 | 6 | 20 | 3 | 0 | 1 | 8 | 1 | 0 | 0 | 10 | 1 | 42 | 0 | 0 | 0 | .252 | .265 | 1 |
| MINOR TOTALS | | .257 | 249 | 901 | 127 | 232 | 42 | 7 | 25 | 122 | 2 | 10 | 19 | 112 | 3 | 304 | 2 | 2 | 17 | .403 | .348 | 10 |

ANDRES COVA

LHP

AGE: 20 BORN: Nov. 21, 2004 in Estado Vargas, VZ

BATS & THROWS: Left

HIGH SCHOOL: —

FULL NAME: Andres Cova

RESIDES: Estado Vargas, VZ

HT.: 6-2

WT.: 165

ACQUIRED: Signed as international free agent, Sept. 5, 2023

COLLEGE: —

SIGNED BY: Ender Gonzalez (Angels)

| Year | Club | W-L | ERA | G | GS | CG | GF | SHO | SV | IP | H | R | ER | HR | HB | BB | IBB | SO | WP | BK | BAA |
|--------------|------------|-----|------|----|----|----|----|-----|----|------|----|----|----|----|----|----|-----|----|----|----|------|
| 2024 | DSL Angels | 2-2 | 3.08 | 11 | 10 | 0 | 0 | 0 | 0 | 38.0 | 33 | 14 | 13 | 1 | 2 | 28 | 0 | 53 | 6 | 0 | .236 |
| MINOR TOTALS | | 2-2 | 3.08 | 11 | 10 | 0 | 0 | 0 | 0 | 38.0 | 33 | 14 | 13 | 1 | 2 | 28 | 0 | 53 | 6 | 0 | .236 |

JOSH CROUCH

C

AGE: 26 BORN: Dec. 7, 1998 in Sebring, FL

BATS & THROWS: Right

HIGH SCHOOL: Sebring HS (Sebring, FL)

FULL NAME: Joshua Paul Crouch

RESIDES: Sebring, FL

HT.: 6-1

WT.: 200

ACQUIRED: From Tigers in AAA Rule 5 Draft, Dec. 11, 2024

COLLEGE: Central Florida University

SIGNED BY: RJ Burgess (Tigers)

| Year | Club | AVG | G | AB | R | H | 2B | 3B | HR | RBI | SH | SF | HBP | BB | IBB | SO | SB | CS | GDP | SLG | OBP | E |
|--------------|---------------|------|-----|------|-----|-----|----|----|----|-----|----|----|-----|----|-----|-----|----|----|-----|------|------|----|
| 2021 | Lakeland | .230 | 24 | 87 | 12 | 20 | 1 | 1 | 2 | 16 | 1 | 4 | 0 | 5 | 0 | 31 | 0 | 0 | 0 | .333 | .260 | 2 |
| 2022 | Lakeland | .333 | 11 | 36 | 7 | 12 | 3 | 0 | 0 | 5 | 0 | 1 | 1 | 5 | 0 | 10 | 0 | 0 | 0 | .417 | .419 | 0 |
| | West Michigan | .290 | 90 | 335 | 43 | 97 | 22 | 0 | 10 | 61 | 0 | 4 | 5 | 38 | 0 | 56 | 1 | 0 | 12 | .445 | .367 | 6 |
| | Erie | .167 | 6 | 24 | 1 | 4 | 0 | 0 | 1 | 4 | 0 | 0 | 0 | 0 | 0 | 6 | 0 | 0 | 1 | .292 | .167 | 0 |
| 2023 | Erie | .173 | 13 | 52 | 3 | 9 | 3 | 0 | 1 | 6 | 0 | 0 | 1 | 5 | 0 | 20 | 0 | 0 | 1 | .289 | .259 | 1 |
| | West Michigan | .250 | 72 | 260 | 19 | 65 | 10 | 1 | 3 | 33 | 0 | 1 | 6 | 25 | 1 | 69 | 1 | 0 | 5 | .331 | .329 | 4 |
| 2024 | West Michigan | .210 | 62 | 214 | 28 | 45 | 10 | 0 | 6 | 26 | 0 | 1 | 7 | 16 | 0 | 60 | 1 | 0 | 10 | .341 | .286 | 8 |
| | Erie | .250 | 1 | 4 | 1 | 1 | 0 | 0 | 0 | 0 | 0 | 0 | 0 | 0 | 0 | 0 | 0 | 0 | 0 | .250 | .250 | 0 |
| MINOR TOTALS | | .250 | 279 | 1012 | 114 | 253 | 49 | 2 | 23 | 151 | 1 | 11 | 20 | 94 | 1 | 252 | 3 | 0 | 29 | .371 | .323 | 21 |

MITCHELL DALY

INF

AGE: 23 BORN: May 16, 2001 in Fort Hood, TX

BATS & THROWS: Right

HIGH SCHOOL: Bob Jones HS (Madison, AL)

FULL NAME: Mitchell Daly

RESIDES: Fort Hood, TX

HT.: 6-1

WT.: 185

ACQUIRED: Signed as non-drafted free agent, July 21, 2024

COLLEGE: University of Kentucky; University of Texas

SIGNED BY: Dennis Moeller (Angels)

| Year | Club | AVG | G | AB | R | H | 2B | 3B | HR | RBI | SH | SF | HBP | BB | IBB | SO | SB | CS | GDP | SLG | OBP | E |
|--------------|---------------|------|----|-----|----|----|----|----|----|-----|----|----|-----|----|-----|----|----|----|-----|------|------|---|
| 2024 | Inland Empire | .181 | 29 | 105 | 14 | 19 | 2 | 0 | 2 | 12 | 0 | 0 | 1 | 18 | 0 | 25 | 1 | 0 | 3 | .257 | .306 | 3 |
| MINOR TOTALS | | .181 | 29 | 105 | 14 | 19 | 2 | 0 | 2 | 12 | 0 | 0 | 1 | 18 | 0 | 25 | 1 | 0 | 3 | .257 | .306 | 3 |

MICHAEL DARRELL-HICKS

RHP

For information, see 2025 Angels Players Section.

GABRIEL DAVAILLO

C

AGE: 17 BORN: Nov. 6, 2007 in Distrito Capital, VZ

BATS & THROWS: Right

HIGH SCHOOL: —

FULL NAME: Gabriel Davaillo

RESIDES: Miranda, VZ

HT.: 5-11

WT.: 210

ACQUIRED: Signed as international free agent, Jan. 15, 2025

COLLEGE: —

SIGNED BY: Marlon Urdaneta & Joel Chicarelli (Angels)

| Year | Club | AVG | G | AB | R | H | 2B | 3B | HR | RBI | SH | SF | HBP | BB | IBB | SO | SB | CS | GDP | SLG | OBP | E |
|------|------|-----|---|----|---|---|----|----|----|-----|----|----|-----|----|-----|----|----|----|-----|-----|-----|---|
|------|------|-----|---|----|---|---|----|----|----|-----|----|----|-----|----|-----|----|----|----|-----|-----|-----|---|

Will make professional debut in 2025

J.D. DAVIS

INF

For information, see 2025 Angels Players Section.

PLAYER DEVELOPMENT



RANDY DE JESUS

OF

AGE: 20 BORN: Feb. 13, 2005 in Bonao, DR

BATS & THROWS: Right

HIGH SCHOOL: —

FULL NAME: Randy Javier De Jesus

| Year | Club | AVG | G | AB | R | H | 2B | 3B | HR | RBI | SH | SF | HBP | BB | IBB | SO | SB | CS | GDP | SLG | OBP | E |
|--------------|---------------|------|-----|-----|-----|-----|----|----|----|-----|----|----|-----|----|-----|-----|----|----|-----|------|------|----|
| 2022— | DSL Angels | .272 | 52 | 184 | 33 | 50 | 13 | 1 | 7 | 43 | 0 | 0 | 6 | 20 | 0 | 45 | 5 | 3 | 3 | .467 | .362 | 1 |
| 2023— | ACL Angels | .249 | 48 | 181 | 32 | 45 | 9 | 0 | 2 | 26 | 0 | 2 | 2 | 15 | 0 | 50 | 4 | 2 | 3 | .331 | .310 | 3 |
| 2024— | Inland Empire | .277 | 100 | 379 | 62 | 105 | 25 | 4 | 12 | 60 | 0 | 2 | 11 | 34 | 0 | 125 | 3 | 5 | 9 | .459 | .352 | 7 |
| MINOR TOTALS | | .269 | 200 | 744 | 127 | 200 | 47 | 5 | 21 | 129 | 0 | 4 | 19 | 69 | 0 | 220 | 12 | 10 | 15 | .430 | .344 | 11 |

RESIDES: Bonao, DR

HT.: 6-4

WT.: 210

ACQUIRED: Signed as international free agent, Jan. 15, 2022

COLLEGE: —

SIGNED BY: Jochy Cabrera (Angels)

ROLANDO DE LA CRUZ

RHP

AGE: 24 BORN: Jan. 30, 2001 in San Pedro de Macoris, DR

BATS & THROWS: Right

HIGH SCHOOL: APEC Center for Distance Education (San Pedro de Macoris, DR)

FULL NAME: Rolando Rafael De La Cruz

| Year | Club | W-L | ERA | G | GS | CG | GF | SHO | SV | IP | H | R | ER | HR | HB | BB | IBB | SO | WP | BK | BAA |
|------|------|-----|-----|---|----|----|----|-----|----|----|---|---|----|----|----|----|-----|----|----|----|-----|
|------|------|-----|-----|---|----|----|----|-----|----|----|---|---|----|----|----|----|-----|----|----|----|-----|

Will make professional debut in 2025

RESIDES: San Pedro de Macoris, DR

HT.: 6-1

WT.: 220

ACQUIRED: Signed as non-drafted free agent, July 24, 2024

COLLEGE: Abilene Christian University (Abilene, TX), Trinidad State College (Trinidad, CO)

SIGNED BY: KJ Hendricks (Angels)

GREYLIN DE LA PAZ

INF

AGE: 17 BORN: May 10, 2007 in Ansonia, DR

BATS & THROWS: Right

HIGH SCHOOL: —

FULL NAME: Greylin Cecilio De La Paz

| Year | Club | AVG | G | AB | R | H | 2B | 3B | HR | RBI | SH | SF | HBP | BB | IBB | SO | SB | CS | GDP | SLG | OBP | E |
|--------------|------------|------|----|-----|----|----|----|----|----|-----|----|----|-----|----|-----|----|----|----|-----|------|------|---|
| 2024— | DSL Angels | .220 | 45 | 123 | 22 | 27 | 2 | 0 | 1 | 17 | 0 | 0 | 6 | 23 | 0 | 40 | 13 | 3 | 4 | .260 | .368 | 8 |
| MINOR TOTALS | | .220 | 45 | 123 | 22 | 27 | 2 | 0 | 1 | 17 | 0 | 0 | 6 | 23 | 0 | 40 | 13 | 3 | 4 | .260 | .368 | 8 |

RESIDES: Ansonia, DR

HT.: 5-11

WT.: 170

ACQUIRED: Signed as international free agent, Jan. 15, 2024

COLLEGE: —

SIGNED BY: Frank Tejeda (Angels)

DORIS DE LA ROSA

RHP

AGE: 18 BORN: Oct. 26, 2006 in Sanchez, DR

BATS & THROWS: Right

HIGH SCHOOL: —

FULL NAME: Doris Perfecto De La Rosa

| Year | Club | W-L | ERA | G | GS | CG | GF | SHO | SV | IP | H | R | ER | HR | HB | BB | IBB | SO | WP | BK | BAA |
|--------------|------------|-----|------|----|----|----|----|-----|----|------|----|----|----|----|----|----|-----|----|----|----|------|
| 2024— | DSL Angels | 5-1 | 2.79 | 11 | 10 | 0 | 1 | 0 | 0 | 51.2 | 41 | 17 | 16 | 1 | 2 | 20 | 0 | 57 | 0 | 2 | .211 |
| MINOR TOTALS | | 5-1 | 2.79 | 11 | 10 | 0 | 1 | 0 | 0 | 51.2 | 41 | 17 | 16 | 1 | 2 | 20 | 0 | 57 | 0 | 2 | .211 |

RESIDES: Sanchez, DR

HT.: 6-4

WT.: 190

ACQUIRED: Signed as international free agent, Jan. 15, 2024

COLLEGE: —

SIGNED BY: Rusbell Cabrera (Angels)

YILVER DE PAULA

INF

AGE: 17 BORN: Jan. 15, 2008 in Santo Domingo, DR

BATS: Switch THROWS: Right

HIGH SCHOOL: —

FULL NAME: Yilver Josue De Paula

| Year | Club | AVG | G | AB | R | H | 2B | 3B | HR | RBI | SH | SF | HBP | BB | IBB | SO | SB | CS | GDP | SLG | OBP | E |
|------|------|-----|---|----|---|---|----|----|----|-----|----|----|-----|----|-----|----|----|----|-----|-----|-----|---|
|------|------|-----|---|----|---|---|----|----|----|-----|----|----|-----|----|-----|----|----|----|-----|-----|-----|---|

Will make professional debut in 2025

RESIDES: Santo Domingo, DR

HT.: 5-11

WT.: 170

ACQUIRED: Signed as international free agent, Jan. 15, 2025

COLLEGE: —

SIGNED BY: Cesar Baez (Angels)

WILBERSON DE PEÑA

OF

AGE: 18 BORN: Nov. 10, 2006 in Santo Domingo, DR

BATS & THROWS: Right

HIGH SCHOOL: —

FULL NAME: Wilberson De Peña

| Year | Club | AVG | G | AB | R | H | 2B | 3B | HR | RBI | SH | SF | HBP | BB | IBB | SO | SB | CS | GDP | SLG | OBP | E |
|--------------|------------|------|----|----|----|----|----|----|----|-----|----|----|-----|----|-----|----|----|----|-----|------|------|---|
| 2024— | DSL Angels | .226 | 26 | 62 | 11 | 14 | 1 | 1 | 0 | 9 | 0 | 0 | 5 | 10 | 0 | 14 | 4 | 0 | 1 | .274 | .377 | 1 |
| MINOR TOTALS | | .226 | 26 | 62 | 11 | 14 | 1 | 1 | 0 | 9 | 0 | 0 | 5 | 10 | 0 | 14 | 4 | 0 | 1 | .274 | .377 | 1 |

RESIDES: Santo Domingo, DR

HT.: 6-2

WT.: 180

ACQUIRED: Signed as international free agent, Jan. 15, 2024

COLLEGE: —

SIGNED BY: Rusbell Cabrera (Angels)

JOSUE DEMEY

C

AGE: 18 BORN: Dec. 6, 2006 in Puerto Cabello, VZ

BATS & THROWS: Right

HIGH SCHOOL: —

FULL NAME: Josue DemeY

| Year | Club | AVG | G | AB | R | H | 2B | 3B | HR | RBI | SH | SF | HBP | BB | IBB | SO | SB | CS | GDP | SLG | OBP | E |
|------|------|-----|---|----|---|---|----|----|----|-----|----|----|-----|----|-----|----|----|----|-----|-----|-----|---|
|------|------|-----|---|----|---|---|----|----|----|-----|----|----|-----|----|-----|----|----|----|-----|-----|-----|---|

Will make professional debut in 2025

RESIDES: Puerto Cabello, VZ

HT.: 5-10

WT.: 165

ACQUIRED: Signed as international free agent, Oct. 1, 2024

COLLEGE: —

SIGNED BY: Jonathan Genao (Angels)



PLAYER DEVELOPMENT

SONNY DICHARA

INF

AGE: 25 BORN: July 29, 1999 in Homewood, AL

BATS & THROWS: Right

HIGH SCHOOL: Hoover HS (Hoover, AL)

FULL NAME: Jackson DChiara

RESIDES: Hoover, AL

HT.: 6-1 WT.: 263

ACQUIRED: Fifth round of 2022 First-Year Player Draft

COLLEGE: Auburn University, Samford University

SIGNED BY: Chris McAlpin (Angels)

| Year | Club | AVG | G | AB | R | H | 2B | 3B | HR | RBI | SH | SF | HBP | BB | IBB | SO | SB | CS | GDP | SLG | OBP | E | |
|--------------|-----------------|------|-----|-----|----|-----|----|----|----|-----|----|----|-----|-----|-----|-----|----|----|-----|------|------|------|---|
| 2022 | — Rocket City | .195 | 36 | 118 | 7 | 23 | 2 | 0 | 1 | 10 | 0 | 0 | 0 | 6 | 25 | 0 | 55 | 1 | 1 | 3 | .237 | .362 | 0 |
| 2023 | — Rocket City | .223 | 77 | 282 | 34 | 63 | 13 | 0 | 8 | 38 | 0 | 3 | 7 | 38 | 0 | 114 | 0 | 0 | 5 | .355 | .327 | 1 | |
| 2024 | — Salt Lake | .115 | 16 | 52 | 5 | 6 | 2 | 0 | 0 | 3 | 1 | 1 | 1 | 6 | 0 | 27 | 1 | 0 | 0 | .154 | .217 | 0 | |
| | — Inland Empire | .222 | 53 | 194 | 33 | 43 | 14 | 0 | 8 | 38 | 0 | 2 | 5 | 36 | 0 | 79 | 1 | 0 | 6 | .418 | .354 | 2 | |
| | — Tri-City | .333 | 29 | 96 | 13 | 32 | 5 | 0 | 4 | 19 | 0 | 2 | 2 | 15 | 2 | 22 | 0 | 0 | 1 | .510 | .426 | 1 | |
| MINOR TOTALS | | .225 | 211 | 742 | 92 | 167 | 36 | 0 | 21 | 108 | 1 | 8 | 21 | 120 | 2 | 297 | 3 | 1 | 15 | .358 | .346 | 4 | |

SAMIL DISHMEY

OF

AGE: 19 BORN: Dec. 22, 2005 in Samana, DR

BATS: Left THROWS: Right

HIGH SCHOOL: —

FULL NAME: Samil Dishmey

RESIDES: Samana, DR

HT.: 6-2 WT.: 170

ACQUIRED: Signed as international free agent, Jan. 15, 2023

COLLEGE: —

SIGNED BY: Jochy Cabrera (Angels)

| Year | Club | AVG | G | AB | R | H | 2B | 3B | HR | RBI | SH | SF | HBP | BB | IBB | SO | SB | CS | GDP | SLG | OBP | E |
|--------------|--------------|------|----|-----|----|----|----|----|----|-----|----|----|-----|----|-----|----|----|----|-----|------|------|---|
| 2023 | — DSL Angels | .294 | 35 | 102 | 17 | 30 | 1 | 0 | 1 | 8 | 0 | 0 | 3 | 14 | 0 | 17 | 6 | 6 | 2 | .333 | .395 | 1 |
| 2024 | — DSL Angels | .246 | 47 | 138 | 28 | 34 | 5 | 2 | 0 | 16 | 0 | 0 | 1 | 30 | 0 | 26 | 10 | 3 | 4 | .312 | .385 | 1 |
| MINOR TOTALS | | .267 | 82 | 240 | 45 | 64 | 6 | 2 | 2 | 24 | 0 | 0 | 4 | 44 | 0 | 43 | 16 | 9 | 6 | .321 | .389 | 2 |

ATHANAEL DUARTE

INF

AGE: 20 BORN: Nov. 11, 2004 in Bonao, DR

BATS & THROWS: Right

HIGH SCHOOL: —

FULL NAME: Athanael Duarte

RESIDES: Bonao, DR

HT.: 5-10 WT.: 165

ACQUIRED: Signed as international free agent, May 27, 2022.

COLLEGE: —

SIGNED BY: Jochy Cabrera (Angels)

| Year | Club | AVG | G | AB | R | H | 2B | 3B | HR | RBI | SH | SF | HBP | BB | IBB | SO | SB | CS | GDP | SLG | OBP | E |
|--------------|--------------|------|-----|-----|----|-----|----|----|----|-----|----|----|-----|----|-----|----|----|----|-----|------|------|----|
| 2022 | — DSL Angels | .210 | 41 | 124 | 20 | 26 | 6 | 1 | 3 | 23 | 0 | 1 | 2 | 22 | 1 | 27 | 12 | 2 | 0 | .347 | .336 | 15 |
| 2023 | — DSL Angels | .311 | 45 | 151 | 21 | 47 | 7 | 0 | 3 | 25 | 1 | 3 | 2 | 12 | 0 | 19 | 9 | 0 | 3 | .417 | .363 | 5 |
| 2024 | — ACL Angels | .247 | 55 | 170 | 31 | 42 | 7 | 3 | 3 | 27 | 1 | 2 | 8 | 32 | 0 | 45 | 6 | 4 | 5 | .377 | .387 | 4 |
| MINOR TOTALS | | .258 | 141 | 445 | 72 | 115 | 20 | 4 | 9 | 75 | 2 | 6 | 12 | 66 | 1 | 91 | 27 | 6 | 8 | .382 | .747 | 24 |

BRANDON DUFAULT

RHP

AGE: 26 BORN: Oct. 19, 1998 in Lowell, NH

BATS & THROWS: Right

HIGH SCHOOL: Windham High School (Windham, NH)

FULL NAME: Brandon David Dufault

RESIDES: Hudson, NH

HT.: 6-5 WT.: 200

ACQUIRED: 16th round of 2021 First-Year Player Draft

COLLEGE: Northeastern University

SIGNED BY: Drew Dominguez (Angels)

| Year | Club | W-L | ERA | G | GS | CG | GF | SHO | SV | IP | H | R | ER | HR | HB | BB | IBB | SO | WP | BK | BAA |
|--------------|------------------------|-----|-------|----|----|----|----|-----|----|------|----|----|----|----|----|----|-----|-----|----|----|------|
| 2021 | Inland Empire | 0-0 | 3.52 | 9 | 0 | 0 | 6 | 0 | 1 | 15.1 | 12 | 9 | 6 | 2 | 0 | 9 | 0 | 20 | 2 | 0 | .211 |
| | Tri-City | 0-1 | 13.50 | 2 | 0 | 0 | 1 | 0 | 0 | 2.0 | 3 | 3 | 3 | 1 | 0 | 1 | 0 | 4 | 1 | 0 | .333 |
| 2022 | Tri-City | 1-2 | 4.93 | 34 | 0 | 0 | 17 | 0 | 3 | 45.2 | 43 | 35 | 25 | 5 | 5 | 28 | 0 | 65 | 4 | 1 | .249 |
| 2023 | Rocket City | 1-0 | 5.66 | 16 | 0 | 0 | 6 | 0 | 0 | 20.2 | 21 | 13 | 13 | 0 | 3 | 19 | 0 | 19 | 5 | 0 | .259 |
| 2024 | DID NOT PLAY - INJURED | | | | | | | | | | | | | | | | | | | | |
| MINOR TOTALS | | 2-3 | 5.06 | 61 | 0 | 0 | 30 | 0 | 4 | 83.2 | 79 | 60 | 47 | 8 | 8 | 57 | 0 | 108 | 12 | 1 | .247 |

MYLES EMMERSON

C

AGE: 26 BORN: May 15, 1998 in San Diego, CA

BATS & THROWS: Right

HIGH SCHOOL: El Capitan HS (San Diego, CA)

FULL NAME: Myles Owen Emmerson

RESIDES: Spring Valley, CA

HT.: 5-11 WT.: 185

ACQUIRED: Signed as non-drafted free agent, July 17, 2021

COLLEGE: California Polytechnic State University San Luis Obispo

SIGNED BY: Ben Diggins (Angels)

| Year | Club | AVG | G | AB | R | H | 2B | 3B | HR | RBI | SH | SF | HBP | BB | IBB | SO | SB | CS | GDP | SLG | OBP | E | |
|--------------|---------------|------|-----|-----|----|-----|----|----|----|-----|----|----|-----|----|-----|-----|----|----|-----|------|------|------|---|
| 2021 | Inland Empire | .247 | 23 | 73 | 11 | 18 | 5 | 0 | 1 | 8 | 0 | 0 | 0 | 3 | 15 | 0 | 23 | 0 | 2 | 0 | .356 | .396 | 5 |
| 2022 | Inland Empire | .238 | 74 | 256 | 31 | 61 | 11 | 0 | 2 | 32 | 0 | 1 | 2 | 29 | 1 | 59 | 6 | 1 | 10 | .305 | .319 | 7 | |
| 2023 | Rocket City | .333 | 4 | 12 | 2 | 4 | 1 | 0 | 0 | 3 | 0 | 0 | 0 | 0 | 0 | 6 | 0 | 0 | 0 | .417 | .333 | 0 | |
| | Tri-City | .178 | 65 | 219 | 27 | 39 | 8 | 1 | 0 | 12 | 1 | 0 | 0 | 23 | 0 | 76 | 1 | 0 | 10 | .224 | .256 | 5 | |
| 2024 | Rocket City | .242 | 35 | 99 | 14 | 24 | 4 | 0 | 1 | 9 | 1 | 1 | 1 | 17 | 0 | 28 | 0 | 1 | 4 | .313 | .356 | 5 | |
| MINOR TOTALS | | .222 | 201 | 659 | 85 | 146 | 29 | 1 | 4 | 64 | 2 | 2 | 6 | 84 | 1 | 192 | 7 | 4 | 24 | .287 | .314 | 22 | |

PLAYER DEVELOPMENT



NIXON ENCARNACION

RHP

AGE: 20 BORN: Dec. 30, 2004 in Santo Domingo, DR

RESIDES: Santo Domingo, DR

HT.: 6-2

WT.: 180

BATS & THROWS: Right

ACQUIRED: Signed as international free agent, Jan. 15, 2022

HIGH SCHOOL: —

COLLEGE: —

FULL NAME: Nixon Manuel Encarnacion

SIGNED BY: Rusbell Cabrera (Angels)

| Year | Club | W-L | ERA | G | GS | CG | GF | SHO | SV | IP | H | R | ER | HR | HB | BB | IBB | SO | WP | BK | BAA |
|--------------|------------|-----|------|----|----|----|----|-----|----|--------------|----|----|----|----|----|----|-----|----|----|----|------|
| 2022— | DSL Angels | 3-1 | 3.28 | 9 | 9 | 0 | 0 | 0 | 0 | 35.2 | 30 | 19 | 13 | 1 | 8 | 21 | 0 | 43 | 14 | 2 | .238 |
| 2023— | | | | | | | | | | DID NOT PLAY | | | | | | | | | | | |
| 2024— | ACL Angels | 1-5 | 9.09 | 11 | 9 | 0 | 0 | 0 | 0 | 32.2 | 29 | 37 | 33 | 1 | 5 | 43 | 0 | 27 | 16 | 0 | .246 |
| MINOR TOTALS | | 4-6 | 6.06 | 20 | 18 | 0 | 0 | 0 | 0 | 68.1 | 59 | 56 | 46 | 2 | 13 | 64 | 0 | 70 | 30 | 2 | .242 |

MASON ERLA

RHP

AGE: 27 BORN: Aug. 19, 1997 in Bay City, MI

RESIDES: Cass City, MI

HT.: 6-4

WT.: 200

BATS & THROWS: Right

ACQUIRED: 17th round of 2021 First-Year Player Draft

HIGH SCHOOL: Cass City HS (Cass City, MI)

COLLEGE: Michigan State University

FULL NAME: Mason Andrew Erla

SIGNED BY: Drew Dominguez (Angels)

| Year | Club | W-L | ERA | G | GS | CG | GF | SHO | SV | IP | H | R | ER | HR | HB | BB | IBB | SO | WP | BK | BAA |
|--------------|-------------|------|-------|----|----|----|----|-----|----|-------|-----|-----|-----|----|----|----|-----|-----|----|----|------|
| 2021— | ACL Angels | 1-0 | 0.00 | 2 | 1 | 0 | 0 | 0 | 0 | 5.0 | 2 | 0 | 0 | 0 | 0 | 0 | 0 | 9 | 0 | 0 | .125 |
| | Tri-City | 0-1 | 3.86 | 1 | 1 | 0 | 0 | 0 | 0 | 2.1 | 2 | 2 | 1 | 0 | 0 | 0 | 0 | 2 | 0 | 0 | .200 |
| 2022— | Rocket City | 5-6 | 4.28 | 16 | 16 | 0 | 0 | 0 | 0 | 82.0 | 88 | 42 | 39 | 9 | 4 | 19 | 0 | 64 | 0 | 0 | .274 |
| 2023— | Rocket City | 1-3 | 5.65 | 6 | 6 | 1 | 0 | 0 | 0 | 28.2 | 32 | 21 | 18 | 5 | 2 | 16 | 0 | 26 | 5 | 0 | .278 |
| | Salt Lake | 0-3 | 13.50 | 7 | 5 | 0 | 0 | 0 | 0 | 20.2 | 35 | 35 | 31 | 5 | 1 | 14 | 0 | 13 | 0 | 0 | .380 |
| 2024— | Rocket City | 1-4 | 2.21 | 34 | 4 | 0 | 17 | 0 | 5 | 53.0 | 53 | 18 | 13 | 2 | 1 | 13 | 0 | 46 | 2 | 0 | .262 |
| MINOR TOTALS | | 8-17 | 4.79 | 66 | 33 | 1 | 17 | 0 | 5 | 191.2 | 212 | 118 | 102 | 21 | 8 | 62 | 0 | 160 | 7 | 0 | .280 |

EDUARDO ESPINAL

OF

AGE: 19 BORN: Nov. 19, 2005 in Pimentel, DR

RESIDES: San Francisco de Macoris, DR HT.: 6-1

WT.: 175

BATS & THROWS: Right

ACQUIRED: Signed as international free agent, Jan. 15, 2023

HIGH SCHOOL: —

COLLEGE: —

FULL NAME: Eduardo Espinal

SIGNED BY: Frank Tejeda (Angels)

| Year | Club | AVG | G | AB | R | H | 2B | 3B | HR | RBI | SH | SF | HBP | BB | IBB | SO | SB | CS | GDP | SLG | OBP | E |
|--------------|------------|------|----|-----|----|----|----|----|----|-----|----|----|-----|----|-----|----|----|----|------|------|------|---|
| 2023— | DSL Angels | .225 | 22 | 80 | 12 | 18 | 5 | 0 | 0 | 7 | 0 | 1 | 4 | 9 | 0 | 29 | 11 | 1 | 0 | .288 | .330 | 2 |
| 2024— | ACL Angels | .217 | 52 | 157 | 40 | 34 | 9 | 1 | 1 | 20 | 2 | 2 | 43 | 0 | 58 | 9 | 3 | 0 | .306 | .387 | 2 | |
| MINOR TOTALS | | .219 | 74 | 237 | 52 | 52 | 14 | 1 | 1 | 27 | 2 | 3 | 6 | 52 | 0 | 87 | 20 | 4 | 0 | .300 | .369 | 4 |

CARLOS ESPINOSA

RHP

AGE: 23 BORN: Aug. 8, 2001 in Najasa, CU

RESIDES: Najasa, CU

HT.: 6-2

WT.: 190

BATS & THROWS: Right

ACQUIRED: From Houston in exchange for OF Trey Cabbage, Jan. 31, 2024

HIGH SCHOOL: —

COLLEGE: —

FULL NAME: Carlos Luis Espinosa

SIGNED BY: Charlie Gonzalez (Astros)

| Year | Club | W-L | ERA | G | GS | CG | GF | SHO | SV | IP | H | R | ER | HR | HB | BB | IBB | SO | WP | BK | BAA |
|--------------|-------------------|------|------|----|----|----|----|-----|----|-------|-----|----|----|----|----|----|-----|-----|----|----|------|
| 2022— | FCL Astros Orange | 1-2 | 2.60 | 11 | 4 | 0 | 3 | 0 | 2 | 27.2 | 20 | 8 | 8 | 1 | 0 | 10 | 0 | 28 | 3 | 1 | .200 |
| 2023— | FCL Astros | 0-1 | 3.46 | 4 | 1 | 0 | 1 | 0 | 0 | 13.0 | 12 | 7 | 5 | 0 | 0 | 4 | 0 | 21 | 6 | 0 | .235 |
| | Fayetteville | 4-4 | 4.53 | 11 | 6 | 0 | 4 | 0 | 0 | 43.2 | 40 | 27 | 22 | 7 | 2 | 22 | 0 | 49 | 14 | 1 | .237 |
| 2024— | Tri-City | 4-3 | 4.08 | 32 | 0 | 0 | 7 | 0 | 1 | 46.1 | 47 | 24 | 21 | 5 | 1 | 23 | 0 | 63 | 6 | 0 | .264 |
| | Rocket City | 0-0 | 3.29 | 10 | 0 | 0 | 2 | 0 | 1 | 13.2 | 7 | 5 | 5 | 0 | 0 | 7 | 0 | 13 | 1 | 0 | .149 |
| MINOR TOTALS | | 9-10 | 3.80 | 68 | 11 | 0 | 17 | 0 | 4 | 144.1 | 126 | 71 | 61 | 13 | 3 | 66 | 0 | 174 | 30 | 2 | .231 |

MITCH FARRIS

LHP

AGE: 24 BORN: Feb. 14, 2001 in Charlotte, NC

RESIDES: Palm Harbor, FL

HT.: 6-2

WT.: 190

BATS & THROWS: Left

ACQUIRED: From Atlanta for RHP Davis Daniel, Dec. 20, 2024

HIGH SCHOOL: Palm Harbor University HS (Palm Harbor, FL)

COLLEGE: Wingate University (Wingate, NC)

FULL NAME: Mitchell Thomas Farris

SIGNED BY: Atlanta

| Year | Club | W-L | ERA | G | GS | CG | GF | SHO | SV | IP | H | R | ER | HR | HB | BB | IBB | SO | WP | BK | BAA |
|--------------|-------------|-----|-------|----|----|----|----|-----|----|-------|----|----|----|----|----|----|-----|-----|----|----|------|
| 2023— | FCL Braves | 1-0 | 1.00 | 3 | 0 | 0 | 0 | 0 | 0 | 9.0 | 3 | 1 | 1 | 1 | 0 | 2 | 0 | 7 | 0 | 0 | .103 |
| | Augusta | 0-0 | 3.52 | 2 | 2 | 0 | 0 | 0 | 0 | 7.2 | 8 | 3 | 3 | 0 | 0 | 4 | 0 | 14 | 0 | 0 | .267 |
| 2024— | Augusta | 0-1 | 2.38 | 7 | 2 | 0 | 1 | 0 | 1 | 22.2 | 17 | 6 | 6 | 0 | 0 | 14 | 0 | 37 | 3 | 0 | .207 |
| | Rome | 4-4 | 2.95 | 17 | 16 | 0 | 1 | 0 | 0 | 82.1 | 64 | 30 | 27 | 5 | 2 | 25 | 0 | 93 | 5 | 1 | .215 |
| | Mississippi | 0-1 | 12.00 | 1 | 1 | 0 | 0 | 0 | 0 | 3.0 | 5 | 4 | 4 | 2 | 0 | 4 | 0 | 1 | 0 | 0 | .357 |
| MINOR TOTALS | | 5-6 | 2.96 | 30 | 21 | 0 | 2 | 0 | 1 | 124.2 | 97 | 44 | 41 | 8 | 2 | 49 | 0 | 152 | 8 | 1 | .215 |



PLAYER DEVELOPMENT

ANGEL FELIPE

RHP

For information, see 2025 Angels Players Section.

JOSE FERMIN

RHP

For information, see 2025 Angels Players Section.

TUCKER FLINT

OF

AGE: 23 BORN: Apr. 5, 2001 in Providence, RI

RESIDES: East Greenwich, RI

HT.: 6-2

WT.: 215

BATS & THROWS: Left

ACQUIRED: 13th round of 2022 First-Year Player Draft

HIGH SCHOOL: Bishop Hendricken HS (Warwick, RI)

COLLEGE: Chipola College (Marianna, FL)

FULL NAME: Tucker Steven Flint

SIGNED BY: Chris McAlpin (Angels)

| Year | Club | AVG | G | AB | R | H | 2B | 3B | HR | RBI | SH | SF | HBP | BB | IBB | SO | SB | CS | GDP | SLG | OBP | E |
|--------------|---------------|------|-----|------|-----|-----|----|----|----|-----|----|----|-----|-----|-----|-----|----|----|-----|------|------|----|
| 2022 | Inland Empire | .287 | 30 | 101 | 24 | 29 | 8 | 0 | 3 | 20 | 0 | 1 | 6 | 23 | 0 | 40 | 6 | 1 | 0 | .455 | .443 | 6 |
| 2023 | Rocket City | .233 | 123 | 433 | 64 | 101 | 23 | 4 | 13 | 63 | 0 | 1 | 18 | 67 | 1 | 151 | 4 | 4 | 6 | .395 | .358 | 6 |
| 2024 | Rocket City | .246 | 121 | 422 | 61 | 104 | 19 | 3 | 16 | 58 | 1 | 3 | 9 | 71 | 0 | 150 | 15 | 8 | 3 | .419 | .364 | 2 |
| | Salt Lake | .217 | 13 | 46 | 5 | 10 | 5 | 0 | 1 | 9 | 0 | 0 | 1 | 9 | 0 | 13 | 0 | 0 | 0 | .391 | .357 | 0 |
| MINOR TOTALS | | .244 | 287 | 1002 | 154 | 244 | 55 | 7 | 33 | 150 | 1 | 5 | 34 | 170 | 1 | 354 | 25 | 13 | 9 | .411 | .370 | 14 |

JUAN FLORES

C

For information, see 2025 Angels Players Section.

RANDY FLORES

INF

AGE: 24 BORN: Sept. 18, 2000 in Manhattan, NY

RESIDES: Brooklyn, NY

HT.: 5-9

WT.: 180

BATS: Left THROWS: Right

ACQUIRED: Eighth round of 2024 First-Year Player Draft

HIGH SCHOOL: Grand Street Campus (Brooklyn, NY)

COLLEGE: Alabama State University, Franklin Pierce University (Rindge, NH)

FULL NAME: Randy Flores

SIGNED BY: Joel Murrie (Angels)

| Year | Club | AVG | G | AB | R | H | 2B | 3B | HR | RBI | SH | SF | HBP | BB | IBB | SO | SB | CS | GDP | SLG | OBP | E |
|--------------|---------------|------|----|----|----|----|----|----|----|-----|----|----|-----|----|-----|----|----|----|-----|------|------|---|
| 2024 | Inland Empire | .203 | 23 | 79 | 16 | 16 | 4 | 0 | 2 | 16 | 1 | 2 | 2 | 8 | 0 | 12 | 4 | 1 | 0 | .329 | .286 | 5 |
| MINOR TOTALS | | .203 | 23 | 79 | 16 | 16 | 4 | 0 | 2 | 16 | 1 | 2 | 2 | 8 | 0 | 12 | 4 | 1 | 0 | .329 | .286 | 5 |

JHASIR FLOREZ

RHP

AGE: 18 BORN: Dec. 31, 2006 in Panama City, Panama

RESIDES: Panama City, Panama

HT.: 6-4

WT.: 170

BATS & THROWS: Right

ACQUIRED: Signed as international free agent, Jan. 15, 2024

HIGH SCHOOL: —

COLLEGE: —

FULL NAME: Jhasir Emanuel Florez

SIGNED BY: Raul Gonzalez (Angels)

| Year | Club | W-L | ERA | G | GS | CG | GF | SHO | SV | IP | H | R | ER | HR | HB | BB | IBB | SO | WP | BK | BAA |
|--------------------------------------|------|-----|-----|---|----|----|----|-----|----|----|---|---|----|----|----|----|-----|----|----|----|-----|
| Will make professional debut in 2025 | | | | | | | | | | | | | | | | | | | | | |

COLE FONTENELLE

INF

For information, see 2025 Angels Players Section.

RIO FOSTER

OF

AGE: 21 BORN: June 18, 2003 in Athens, GA

RESIDES: Athens, GA

HT.: 6-3

WT.: 205

BATS & THROWS: Right

ACQUIRED: 16th round of 2023 First-Year Player Draft

HIGH SCHOOL: Clarke Central HS (Athens, GA)

COLLEGE: Florence-Darlington Tech College (Florence, SC)

FULL NAME: Rio Allen Foster

SIGNED BY: Chris McAlpin (Angels)

| Year | Club | AVG | G | AB | R | H | 2B | 3B | HR | RBI | SH | SF | HBP | BB | IBB | SO | SB | CS | GDP | SLG | OBP | E |
|--------------|---------------|------|----|-----|----|----|----|----|----|-----|----|----|-----|----|-----|----|----|----|-----|------|------|---|
| 2023 | ACL Angels | .174 | 8 | 23 | 2 | 4 | 0 | 0 | 0 | 1 | 0 | 0 | 0 | 2 | 0 | 10 | 0 | 1 | 1 | .174 | .240 | 0 |
| 2024 | ACL Angels | .270 | 57 | 189 | 32 | 51 | 14 | 4 | 4 | 35 | 0 | 2 | 9 | 32 | 0 | 64 | 13 | 4 | 4 | .450 | .397 | 5 |
| | Inland Empire | .377 | 19 | 77 | 10 | 29 | 7 | 0 | 2 | 12 | 0 | 0 | 1 | 8 | 0 | 18 | 3 | 0 | 2 | .545 | .442 | 1 |
| MINOR TOTALS | | .291 | 84 | 289 | 44 | 84 | 21 | 4 | 6 | 48 | 0 | 2 | 10 | 42 | 0 | 92 | 16 | 5 | 7 | .453 | .397 | 6 |

FABIAN GALLARDO

RHP

AGE: 19 BORN: Jan. 24, 2006 in Araure, VZ

RESIDES: Araure, VZ

HT.: 6-3

WT.: 180

BATS & THROWS: Right

ACQUIRED: Signed as international free agent, Jan. 15, 2024

HIGH SCHOOL: —

COLLEGE: —

FULL NAME: Fabian Alexander Gallardo

SIGNED BY: Vicente Lupo (Angels)

| Year | Club | W-L | ERA | G | GS | CG | GF | SHO | SV | IP | H | R | ER | HR | HB | BB | IBB | SO | WP | BK | BAA |
|--------------|------------|-----|------|----|----|----|----|-----|----|------|----|----|----|----|----|----|-----|----|----|----|------|
| 2024 | DSL Angels | 2-5 | 5.50 | 12 | 6 | 0 | 1 | 0 | 0 | 37.2 | 42 | 26 | 23 | 1 | 6 | 16 | 0 | 33 | 15 | 0 | .284 |
| MINOR TOTALS | | 2-5 | 5.50 | 12 | 6 | 0 | 1 | 0 | 0 | 37.2 | 42 | 26 | 23 | 1 | 6 | 16 | 0 | 33 | 15 | 0 | .284 |

PLAYER DEVELOPMENT



CRISTIAN GARCIA

INF

AGE: 20 BORN: July 26, 2004 in Herrera, DR

RESIDES: Santo Domingo, DR

HT.: 6-1

WT.: 170

BATS: Switch THROWS: Right

ACQUIRED: Signed as international free agent, June 7, 2021

HIGH SCHOOL: —

COLLEGE: —

FULL NAME: Cristian Miguel Garcia

SIGNED BY: Rusbell Cabrera (Angels)

| Year | Club | AVG | G | AB | R | H | 2B | 3B | HR | RBI | SH | SF | HBP | BB | IBB | SO | SB | CS | GDP | SLG | OBP | E |
|--------------|---------------|------|-----|-----|----|-----|----|----|----|-----|----|----|-----|-----|-----|-----|----|----|-----|------|------|----|
| 2021— | DSL Angels | .232 | 45 | 125 | 14 | 29 | 10 | 1 | 1 | 21 | 0 | 2 | 3 | 25 | 0 | 24 | 8 | 7 | 1 | .352 | .368 | 6 |
| 2022— | ACL Angels | .236 | 49 | 165 | 26 | 39 | 6 | 2 | 2 | 29 | 1 | 3 | 3 | 17 | 0 | 43 | 1 | 1 | 9 | .333 | .314 | 11 |
| 2023— | ACL Angels | .266 | 48 | 143 | 25 | 38 | 5 | 5 | 2 | 23 | 0 | 2 | 2 | 37 | 1 | 42 | 1 | 0 | 5 | .413 | .418 | 8 |
| 2024— | Inland Empire | .177 | 46 | 164 | 22 | 29 | 11 | 0 | 2 | 22 | 0 | 3 | 4 | 29 | 0 | 62 | 1 | 1 | 5 | .280 | .310 | 8 |
| | ACL Angels | .275 | 21 | 69 | 11 | 19 | 6 | 0 | 2 | 15 | 0 | 1 | 1 | 19 | 0 | 19 | 1 | 0 | 1 | .449 | .433 | 1 |
| MINOR TOTALS | | .231 | 209 | 666 | 98 | 154 | 38 | 8 | 9 | 110 | 1 | 11 | 13 | 127 | 1 | 190 | 12 | 9 | 21 | .353 | .360 | 34 |

LEONARD GARCIA

LHP

AGE: 21 BORN: Aug. 11, 2003 in Barcelona, VZ

RESIDES: Anzoategui, VZ

HT.: 6-2

WT.: 165

BATS & THROWS: Left

ACQUIRED: Signed as international free agent, Aug. 11, 2019

HIGH SCHOOL: —

COLLEGE: —

FULL NAME: Leonard Jesus Garcia Tayupo

SIGNED BY: —

| Year | Club | W-L | ERA | G | GS | CG | GF | SHO | SV | IP | H | R | ER | HR | HB | BB | IBB | SO | WP | BK | BAA |
|--------------|---------------|-------|------|----|----|----|----|-----|----|-------|-----|-----|-----|----|----|-----|-----|-----|----|----|------|
| 2021— | ACL Angels | 3-0 | 4.24 | 12 | 5 | 0 | 2 | 0 | 0 | 40.1 | 45 | 28 | 19 | 5 | 4 | 18 | 0 | 48 | 2 | 1 | .268 |
| 2022— | Inland Empire | 1-1 | 6.83 | 12 | 1 | 0 | 4 | 0 | 2 | 27.2 | 36 | 22 | 21 | 1 | 3 | 25 | 0 | 37 | 3 | 1 | .319 |
| | ACL Angels | 2-2 | 7.20 | 9 | 5 | 0 | 1 | 0 | 0 | 30.0 | 38 | 27 | 24 | 4 | 1 | 9 | 0 | 34 | 2 | 2 | .302 |
| 2023— | Inland Empire | 6-5 | 5.38 | 22 | 20 | 0 | 0 | 0 | 0 | 102.0 | 97 | 65 | 61 | 8 | 15 | 50 | 0 | 98 | 10 | 3 | .251 |
| 2024— | Tri-City | 5-2 | 3.71 | 28 | 1 | 0 | 1 | 0 | 0 | 53.1 | 47 | 27 | 22 | 4 | 3 | 28 | 0 | 54 | 5 | 2 | .240 |
| MINOR TOTALS | | 17-10 | 5.22 | 83 | 32 | 0 | 8 | 0 | 2 | 253.1 | 263 | 169 | 147 | 22 | 26 | 130 | 0 | 271 | 22 | 9 | .266 |

VICTOR GARCIA

RHP

AGE: 20 BORN: Mar. 28, 2004 in Los Mochis, Mexico

RESIDES: Los Mochis, Mexico

HT.: 6-1

WT.: 195

BATS & THROWS: Right

ACQUIRED: Signed as international free agent, Oct. 22, 2023

HIGH SCHOOL: —

COLLEGE: —

FULL NAME: Victor Garcia

SIGNED BY: Cosme Valle (Angels)

| Year | Club | W-L | ERA | G | GS | CG | GF | SHO | SV | IP | H | R | ER | HR | HB | BB | IBB | SO | WP | BK | BAA |
|--------------|---------------------|-----|------|----|----|----|----|-----|----|------|----|----|----|----|----|----|-----|----|----|----|------|
| 2022— | Quintana Roo (Ind.) | 0-0 | 3.00 | 1 | 1 | 0 | 0 | 0 | 0 | 3.0 | 1 | 1 | 1 | 0 | 0 | 1 | 0 | 2 | 3 | 0 | - |
| 2023— | Quintana Roo (Ind.) | 1-1 | 4.41 | 13 | 7 | 0 | 2 | 0 | 0 | 34.2 | 35 | 19 | 17 | 5 | 3 | 12 | 0 | 30 | 0 | 0 | - |
| 2024— | ACL Angels | 3-3 | 5.12 | 20 | 3 | 1 | 4 | 1 | 2 | 45.2 | 45 | 30 | 26 | 3 | 5 | 14 | 0 | 48 | 3 | 1 | .257 |
| | Inland Empire | 2-0 | 3.68 | 11 | 0 | 0 | 3 | 0 | 1 | 22.0 | 22 | 9 | 9 | 0 | 2 | 13 | 0 | 22 | 0 | 0 | .256 |
| MINOR TOTALS | | 5-3 | 4.66 | 31 | 3 | 1 | 7 | 1 | 3 | 67.2 | 67 | 39 | 35 | 3 | 7 | 27 | 0 | 70 | 3 | 1 | .257 |
| IND. TOTALS | | 1-1 | 4.30 | 14 | 8 | 0 | 2 | 0 | 0 | 37.2 | 36 | 20 | 18 | 5 | 3 | 13 | 0 | 32 | 0 | 0 | - |

SANDY GASTON

RHP

AGE: 23 BORN: Dec. 16, 2001 in Matanzas, CU

RESIDES: Santo Domingo, DR

HT.: 6-3

WT.: 200

BATS & THROWS: Right

ACQUIRED: Signed as minor league free agent, Feb. 14, 2025

HIGH SCHOOL: —

COLLEGE: —

FULL NAME: Sandy Gaston

SIGNED BY: Carlos Rodriguez & Daniel Santana (Rays)

| Year | Club | W-L | ERA | G | GS | CG | GF | SHO | SV | IP | H | R | ER | HR | HB | BB | IBB | SO | WP | BK | BAA |
|--|---------------|------|------|-----|----|----|----|-----|----|-------|-----|-----|-----|----|----|-----|-----|-----|----|----|------|
| 2019— | GCL Rays | 1-2 | 6.00 | 11 | 6 | 0 | 0 | 0 | 0 | 27.0 | 23 | 20 | 18 | 1 | 2 | 27 | 0 | 31 | 7 | 0 | .232 |
| 2020— DID NOT PLAY - No Minor League Season | | | | | | | | | | | | | | | | | | | | | |
| 2021— | FCL Rays | 1-0 | 3.20 | 7 | 3 | 0 | 0 | 0 | 0 | 19.2 | 7 | 8 | 7 | 1 | 1 | 13 | 0 | 32 | 7 | 0 | .115 |
| | Charleston | 2-1 | 3.86 | 7 | 7 | 0 | 0 | 0 | 0 | 30.1 | 22 | 16 | 13 | 2 | 5 | 22 | 0 | 38 | 7 | 0 | .206 |
| 2022— | Charleston | 2-4 | 4.61 | 31 | 4 | 0 | 9 | 0 | 3 | 54.2 | 33 | 30 | 28 | 3 | 5 | 56 | 0 | 77 | 20 | 1 | .172 |
| 2023— | Bowling Green | 1-5 | 7.09 | 38 | 7 | 0 | 10 | 0 | 1 | 47.0 | 43 | 44 | 37 | 7 | 8 | 48 | 0 | 53 | 13 | 0 | .249 |
| 2024— | Bowling Green | 0-2 | 9.00 | 10 | 0 | 0 | 2 | 0 | 0 | 11.0 | 10 | 11 | 11 | 0 | 2 | 17 | 0 | 11 | 6 | 0 | .244 |
| MINOR TOTALS | | 7-14 | 5.41 | 104 | 27 | 0 | 21 | 0 | 4 | 189.2 | 138 | 129 | 114 | 14 | 23 | 183 | 0 | 242 | 60 | 1 | .205 |

WILL GERVASE

LHP

AGE: 22 BORN: May 2, 2002 in Fuquay-Varina, NC

RESIDES: Fuquay-Varina, NC

HT.: 6-8

WT.: 220

BATS & THROWS: Left

ACQUIRED: 16th round of 2024 First-Year Player Draft

HIGH SCHOOL: Harnett Central HS (Fuquay-Varina, NC)

COLLEGE: Wake Forest University

FULL NAME: William Gervase

SIGNED BY: Nick Gorneault (Angels)

| Year | Club | W-L | ERA | G | GS | CG | GF | SHO | SV | IP | H | R | ER | HR | HB | BB | IBB | SO | WP | BK | BAA |
|------|------|-----|-----|---|----|----|----|-----|----|----|---|---|----|----|----|----|-----|----|----|----|-----|
|------|------|-----|-----|---|----|----|----|-----|----|----|---|---|----|----|----|----|-----|----|----|----|-----|

Will make professional debut in 2025



PLAYER DEVELOPMENT

MAX GIEG

RHP

AGE: 23 BORN: June 8, 2001 in Lynn, MA
BATS & THROWS: Right
HIGH SCHOOL: St. John's Preparatory School (Danvers, MA)

RESIDES: Lynn, MA HT.: 6-5 WT.: 230
ACQUIRED: 18th round of 2022 First-Year Player Draft
COLLEGE: Boston College

| FULL NAME: Joseph Maxwell Gieg | | | | | | | | | | SIGNED BY: Drew Dominguez (Angels) | | | | | | | | | | | |
|--------------------------------|---------------|-----|------|----|----|----|----|-----|----|------------------------------------|----|----|----|----|----|----|-----|----|----|----|------|
| Year | Club | W-L | ERA | G | GS | CG | GF | SHO | SV | IP | H | R | ER | HR | HB | BB | IBB | SO | WP | BK | BAA |
| 2022 | Inland Empire | 1-0 | 5.06 | 13 | 0 | 0 | 5 | 0 | 1 | 16.0 | 15 | 9 | 9 | 2 | 2 | 7 | 0 | 20 | 1 | 0 | .250 |
| 2023 | Inland Empire | 3-2 | 4.95 | 31 | 0 | 0 | 13 | 0 | 2 | 40.0 | 38 | 27 | 22 | 2 | 1 | 20 | 0 | 49 | 5 | 1 | .253 |
| 2024 | Tri-City | 0-1 | 3.52 | 7 | 0 | 0 | 4 | 0 | 1 | 7.2 | 6 | 6 | 3 | 2 | 1 | 8 | 0 | 11 | 4 | 0 | .200 |
| MINOR TOTALS | | 4-3 | 4.81 | 51 | 0 | 0 | 22 | 0 | 4 | 63.2 | 59 | 42 | 34 | 6 | 4 | 35 | 0 | 80 | 10 | 1 | .246 |

BEN GOBBEL

INF

AGE: 25 BORN: Nov. 2, 1999 in Cumming, GA
BATS & THROWS: Right
HIGH SCHOOL: Pinecrest Academy (Cumming, GA)
FULL NAME: Benjamin Thomas Goppel

RESIDES: Cumming, GA HT.: 6-1 WT.: 190
ACQUIRED: Signed as non-drafted free agent, July 22, 2022
COLLEGE: Belmont Abbey College (Belmont, NC)
SIGNED BY: Nick Gorneault (Angels)

| Year | Club | AVG | G | AB | R | H | 2B | 3B | HR | RBI | SH | SF | HBP | BB | IBB | SO | SB | CS | GDP | SLG | OBP | E |
|--------------|---------------|------|-----|-----|----|-----|----|----|----|-----|----|----|-----|----|-----|-----|----|----|-----|------|------|----|
| 2022 | ACL Angels | .184 | 13 | 49 | 8 | 9 | 1 | 0 | 0 | 4 | 0 | 1 | 2 | 4 | 0 | 11 | 1 | 1 | 1 | .204 | .268 | 2 |
| 2023 | Inland Empire | .267 | 59 | 221 | 33 | 59 | 11 | 3 | 5 | 27 | 0 | 1 | 6 | 27 | 0 | 64 | 14 | 3 | 4 | .412 | .361 | 6 |
| | ACL Angels | .273 | 4 | 11 | 3 | 3 | 1 | 0 | 0 | 2 | 0 | 0 | 0 | 4 | 0 | 3 | 0 | 0 | 1 | .364 | .467 | 2 |
| 2024 | Tri-City | .292 | 34 | 130 | 21 | 38 | 8 | 0 | 5 | 20 | 0 | 0 | 6 | 11 | 0 | 22 | 4 | 1 | 1 | .469 | .374 | 7 |
| | Rocket City | .228 | 68 | 241 | 29 | 55 | 7 | 0 | 8 | 33 | 1 | 0 | 3 | 10 | 0 | 59 | 10 | 3 | 6 | .357 | .268 | 11 |
| MINOR TOTALS | | .252 | 178 | 652 | 94 | 164 | 28 | 3 | 18 | 86 | 1 | 2 | 17 | 56 | 0 | 159 | 29 | 8 | 13 | .387 | .326 | 28 |

YENDY GOMEZ

RHP

AGE: 21 BORN: Dec. 19, 2003 in Pepillo Salcedo, DR
BATS & THROWS: Right
HIGH SCHOOL: —

RESIDES: San Francisco de Macoris, DR HT.: 6-2 WT.: 170
ACQUIRED: Signed as international free agent, Mar. 9, 2021
COLLEGE: —

| FULL NAME: Yendy German Gomez | | | | | | | | | | SIGNED BY: Jochy Cabrera (Angels) | | | | | | | | | | | | |
|-------------------------------|---------------|-------|-------|----|----|----|----|-----|----|-----------------------------------|-----|-----|-----|----|----|----|-----|-----|----|----|------|--|
| Year | Club | W-L | ERA | G | GS | CG | GF | SHO | SV | IP | H | R | ER | HR | HB | BB | IBB | SO | WP | BK | BAA | |
| 2021 | DSL Angels | 1-4 | 6.59 | 12 | 8 | 0 | 2 | 0 | 0 | 41.0 | 51 | 42 | 30 | 5 | 10 | 18 | 0 | 29 | 17 | 1 | .302 | |
| 2022 | ACL Angels | 1-2 | 10.69 | 7 | 2 | 0 | 1 | 0 | 0 | 16.0 | 22 | 23 | 19 | 2 | 0 | 13 | 0 | 13 | 1 | 0 | .328 | |
| 2023 | ACL Angels | 2-5 | 6.55 | 12 | 8 | 0 | 1 | 0 | 0 | 55.0 | 73 | 46 | 40 | 7 | 5 | 19 | 0 | 49 | 1 | 4 | .313 | |
| | ACL Angels | 6-2 | 2.84 | 22 | 0 | 0 | 18 | 0 | 4 | 31.2 | 32 | 17 | 10 | 3 | 0 | 7 | 1 | 36 | 1 | 0 | .262 | |
| | Inland Empire | 1-2 | 4.57 | 14 | 0 | 0 | 4 | 0 | 0 | 21.2 | 13 | 12 | 11 | 1 | 1 | 16 | 1 | 16 | 2 | 0 | .173 | |
| MINOR TOTALS | | 11-15 | 5.99 | 67 | 18 | 0 | 26 | 0 | 4 | 165.1 | 191 | 140 | 110 | 18 | 16 | 73 | 2 | 143 | 22 | 5 | .287 | |

VICTOR GONZÁLEZ

LHP

For information, see 2025 Angels Players Section.

AUSTIN GORDON

RHP

For information, see 2025 Angels Players Section.

TREY GREGORY-ALFORD

RHP

AGE: 18 BORN: May 4, 2006 in Colorado Springs, CO
BATS & THROWS: Right
HIGH SCHOOL: Coronado HS (Colorado Springs, CO)
FULL NAME: Trey Robert Gregory-Alford

RESIDES: Colorado Springs, CO HT.: 6-5 WT.: 235
ACQUIRED: 11th round of 2024 First-Year Player Draft
COLLEGE: —
SIGNED BY: Jayson Durocher (Angels)

| Year | Club | W-L | ERA | G | GS | CG | GF | SHO | SV | IP | H | R | ER | HR | HB | BB | IBB | SO | WP | BK | BAA |
|------|------|-----|-----|---|----|----|----|-----|----|----|---|---|----|----|----|----|-----|----|----|----|-----|
|------|------|-----|-----|---|----|----|----|-----|----|----|---|---|----|----|----|----|-----|----|----|----|-----|

Will make professional debut in 2025

DENZER GUZMAN

INF

For information, see 2025 Angels Players Section.

PLAYER DEVELOPMENT



HOUSTON HARDING

LHP

AGE: 26 BORN: May 22, 1998 in Coldwater, MS

RESIDES: Walls, MS

HT.: 6-1

WT.: 230

BATS & THROWS: Left

ACQUIRED: Signed as non-drafted free agent, July 21, 2021

HIGH SCHOOL: Evangelical Christian School (TN)

COLLEGE: Mississippi State University

FULL NAME: Charles Houston Harding

SIGNED BY: Joel Murrie (Angels)

| Year | Club | W-L | ERA | G | GS | CG | GF | SHO | SV | IP | H | R | ER | HR | HB | BB | IBB | SO | WP | BK | BAA |
|--------------|-------------|------|------|----|----|----|----|-----|----|-------|-----|-----|----|----|----|----|-----|-----|----|----|------|
| 2021— | ACL Angels | 0-0 | 3.60 | 2 | 0 | 0 | 0 | 0 | 0 | 5.0 | 5 | 2 | 2 | 0 | 0 | 1 | 0 | 5 | 0 | 0 | .250 |
| | Rocket City | 0-0 | 5.40 | 2 | 0 | 0 | 0 | 0 | 0 | 5.0 | 7 | 3 | 3 | 1 | 0 | 0 | 0 | 3 | 0 | 0 | .318 |
| 2022— | Tri-City | 2-0 | 4.58 | 23 | 0 | 0 | 7 | 0 | 0 | 37.1 | 36 | 22 | 19 | 5 | 2 | 17 | 2 | 43 | 2 | 0 | .252 |
| 2023— | Tri-City | 2-0 | 1.32 | 10 | 0 | 0 | 1 | 0 | 1 | 13.2 | 7 | 2 | 2 | 2 | 0 | 6 | 0 | 15 | 0 | 0 | .146 |
| | Rocket City | 1-0 | 7.38 | 17 | 2 | 0 | 6 | 0 | 0 | 46.1 | 53 | 39 | 38 | 7 | 2 | 31 | 0 | 46 | 1 | 0 | .290 |
| 2024— | Salt Lake | 0-2 | 9.19 | 6 | 5 | 0 | 0 | 0 | 0 | 15.2 | 24 | 22 | 16 | 4 | 0 | 10 | 0 | 10 | 1 | 1 | .343 |
| | Rocket City | 1-0 | 3.38 | 5 | 1 | 0 | 1 | 0 | 0 | 18.2 | 10 | 7 | 7 | 2 | 0 | 10 | 0 | 18 | 0 | 0 | .159 |
| | Tri-City | 4-2 | 0.98 | 10 | 8 | 0 | 0 | 0 | 0 | 46.0 | 34 | 9 | 5 | 1 | 1 | 16 | 0 | 43 | 2 | 0 | .201 |
| MINOR TOTALS | | 10-4 | 4.41 | 75 | 16 | 0 | 15 | 0 | 1 | 187.2 | 176 | 106 | 92 | 22 | 5 | 91 | 2 | 183 | 6 | 1 | .245 |

JAN HECHAVARRIA

RHP

AGE: 21 BORN: Jan. 10, 2004 in La Habana, CU

RESIDES: Santo Domingo, DR

HT.: 6-2

WT.: 190

BATS & THROWS: Right

ACQUIRED: Signed as international free agent, Sept. 6, 2023

HIGH SCHOOL: —

COLLEGE: —

FULL NAME: Jan Carlos Hechavarria

SIGNED BY: Rusbell Cabrera (Angels)

| Year | Club | W-L | ERA | G | GS | CG | GF | SHO | SV | IP | H | R | ER | HR | HB | BB | IBB | SO | WP | BK | BAA |
|--------------|------------|-----|------|----|----|----|----|-----|----|------|----|----|----|----|----|----|-----|----|----|----|------|
| 2024— | ACL Angels | 1-1 | 6.66 | 10 | 3 | 0 | 1 | 0 | 0 | 25.2 | 34 | 25 | 19 | 1 | 1 | 15 | 0 | 23 | 5 | 2 | .321 |
| MINOR TOTALS | | 1-1 | 6.66 | 10 | 3 | 0 | 1 | 0 | 0 | 25.2 | 34 | 25 | 19 | 1 | 1 | 15 | 0 | 23 | 5 | 2 | .321 |

FREDDY HERNANDEZ

LHP

AGE: 17 BORN: Jan. 4, 2008 in Carabobo, VZ

RESIDES: Miranda, VZ

HT.: 6-2

WT.: 190

BATS & THROWS: Left

ACQUIRED: Signed as international free agent, Jan. 15, 2025

HIGH SCHOOL: —

COLLEGE: —

FULL NAME: Freddy Jose Hernandez

SIGNED BY: Vicente Lupo (Angels)

| Year | Club | W-L | ERA | G | GS | CG | GF | SHO | SV | IP | H | R | ER | HR | HB | BB | IBB | SO | WP | BK | BAA |
|--------------------------------------|------|-----|-----|---|----|----|----|-----|----|----|---|---|----|----|----|----|-----|----|----|----|-----|
| Will make professional debut in 2025 | | | | | | | | | | | | | | | | | | | | | |

STONE HEWLETT

LHP

AGE: 23 BORN: Oct. 3, 2001 in Kansas City, MO

RESIDES: Kansas City, MO

HT.: 6-1

WT.: 195

BATS & THROWS: Left

ACQUIRED: Signed as non-drafted free agent, July 24, 2024

HIGH SCHOOL: Rockhurst HS (Kansas City, MO)

COLLEGE: University of Arkansas, University of Kansas

FULL NAME: Stone Michael Hewlett

SIGNED BY: KJ Hendricks (Angels)

| Year | Club | W-L | ERA | G | GS | CG | GF | SHO | SV | IP | H | R | ER | HR | HB | BB | IBB | SO | WP | BK | BAA |
|--------------|----------|-----|------|---|----|----|----|-----|----|-----|---|---|----|----|----|----|-----|----|----|----|------|
| 2024— | Tri-City | 0-0 | 0.00 | 4 | 0 | 0 | 1 | 0 | 0 | 6.1 | 6 | 0 | 0 | 0 | 0 | 1 | 0 | 4 | 1 | 1 | .261 |
| MINOR TOTALS | | 0-0 | 0.00 | 4 | 0 | 0 | 1 | 0 | 0 | 6.1 | 6 | 0 | 0 | 0 | 0 | 1 | 0 | 4 | 1 | 1 | .261 |

KOREY HOLLAND

OF

AGE: 25 BORN: Jan. 1, 2000 in Houston, TX

RESIDES: Houston, TX

HT.: 5-11

WT.: 170

BATS & THROWS: Right

ACQUIRED: Signed as minor league free agent, Jan. 1, 2025

HIGH SCHOOL: Langham Creek HS (Houston, TX)

COLLEGE: —

FULL NAME: Korey Holland

SIGNED BY: Kyle Van Hook (Guardians)

| Year | Club | AVG | G | AB | R | H | 2B | 3B | HR | RBI | SH | SF | HBP | BB | IBB | SO | SB | CS | GDP | SLG | OBP | E |
|--------------|---------------------------------------|------|-----|------|-----|-----|----|----|----|-----|----|----|-----|-----|-----|-----|----|----|-----|------|------|---|
| 2018— | AZL Indians 2 | .245 | 31 | 94 | 20 | 23 | 3 | 1 | 0 | 12 | 0 | 1 | 2 | 23 | 0 | 30 | 7 | 1 | 0 | .298 | .400 | 1 |
| 2019— | Mahoning Valley | .212 | 48 | 165 | 27 | 35 | 4 | 3 | 1 | 11 | 1 | 0 | 4 | 26 | 0 | 53 | 5 | 3 | 2 | .291 | .333 | 2 |
| 2020— | DID NOT PLAY - No Minor League Season | | | | | | | | | | | | | | | | | | | | | |
| 2021— | Lynchburg | .252 | 68 | 230 | 34 | 58 | 7 | 3 | 6 | 34 | 1 | 6 | 3 | 29 | 0 | 92 | 10 | 3 | 1 | .387 | .336 | 2 |
| 2022— | Lake County | .217 | 80 | 254 | 30 | 55 | 15 | 3 | 9 | 32 | 1 | 0 | 0 | 11 | 0 | 105 | 6 | 3 | 3 | .406 | .249 | 1 |
| 2023— | Akron | .237 | 80 | 283 | 35 | 67 | 17 | 4 | 7 | 39 | 1 | 2 | 3 | 37 | 1 | 105 | 12 | 3 | 5 | .399 | .329 | 2 |
| 2024— | Cleburne (Ind.) | .311 | 58 | 238 | 47 | 74 | 14 | 3 | 8 | 38 | 0 | 3 | 1 | 27 | 0 | 49 | 10 | 3 | - | .496 | .379 | 2 |
| MINOR TOTALS | | .232 | 307 | 1026 | 146 | 238 | 46 | 14 | 23 | 128 | 4 | 9 | 12 | 126 | 1 | 385 | 40 | 13 | 11 | .371 | .321 | 8 |



PLAYER DEVELOPMENT

BRIDGER HOLMES

RHP

AGE: 22 BORN: Aug. 27, 2002 in Anacortes, WA

BATS & THROWS: Right

HIGH SCHOOL: North Bend HS (North Bend, OR)

FULL NAME: Bridger Thomas Holmes

| Year | Club | W-L | ERA | G | GS | CG | GF | SHO | SV |
|--------------|---------------|-----|------|----|----|----|----|-----|----|
| 2024— | Inland Empire | 1-1 | 5.09 | 12 | 0 | 0 | 0 | 0 | 0 |
| MINOR TOTALS | | 1-1 | 5.09 | 12 | 0 | 0 | 0 | 0 | 0 |

RESIDES: North Bend, OR

HT.: 6-5 WT.: 215

ACQUIRED: Seventh round of 2024 First-Year Player Draft

COLLEGE: Oregon State University, Feather River College (Quincy, CA)

SIGNED BY: Jayson Durocher (Angels)

| IP | H | R | ER | HR | HB | BB | IBB | SO | WP | BK | BAA |
|------|----|----|----|----|----|----|-----|----|----|----|------|
| 17.2 | 13 | 10 | 10 | 1 | 4 | 13 | 0 | 19 | 4 | 0 | .213 |
| 17.2 | 13 | 10 | 10 | 1 | 4 | 13 | 0 | 19 | 4 | 0 | .213 |

KADEN HOPSON

C

AGE: 24 BORN: Aug. 16, 2000 in Redlands, CA

BATS & THROWS: Right

HIGH SCHOOL: Redlands East Valley HS (Redlands, CA)

FULL NAME: Kaden Mark Hopson

| Year | Club | AVG | G | AB | R | H | 2B | 3B | HR |
|------|------|-----|---|----|---|---|----|----|----|
|------|------|-----|---|----|---|---|----|----|----|

RESIDES: Redlands, CA

HT.: 6-2 WT.: 220

ACQUIRED: Signed as non-drafted free agent, July 21, 2024

COLLEGE: UNC Charlotte (Charlotte, NC), University of Arizona

SIGNED BY: Nick Gorneault (Angels)

| RBI | SH | SF | HBP | BB | IBB | SO | SB | CS | GDP | SLG | OBP | E |
|-----|----|----|-----|----|-----|----|----|----|-----|-----|-----|---|
|-----|----|----|-----|----|-----|----|----|----|-----|-----|-----|---|

Will make professional debut in 2025

DAKOTA HUDSON

RHP

For information, see 2025 Angels Players Section.

ZACH HUMPHREYS

C

AGE: 27 BORN: Oct. 9, 1997 in Dallas, TX

BATS & THROWS: Right

HIGH SCHOOL: Midlothian HS (Midlothian, TX)

FULL NAME: Zachary Ryan Humphreys

| Year | Club | AVG | G | AB | R | H | 2B | 3B | HR |
|--------------|-------------|------|-----|-----|-----|-----|----|----|----|
| 2021— | Tri-City | .226 | 10 | 31 | 2 | 7 | 2 | 0 | 0 |
| 2022— | Rocket City | .248 | 69 | 230 | 43 | 57 | 7 | 1 | 7 |
| 2023— | Rocket City | .200 | 7 | 20 | 4 | 4 | 1 | 0 | 1 |
| | Salt Lake | .259 | 59 | 189 | 25 | 49 | 15 | 1 | 2 |
| 2024— | Salt Lake | .219 | 82 | 256 | 47 | 56 | 10 | 0 | 3 |
| MINOR TOTALS | | .238 | 227 | 726 | 121 | 173 | 35 | 2 | 13 |

RESIDES: Midlothian, TX

HT.: 5-10 WT.: 195

ACQUIRED: Signed as non-drafted free agent, July 13, 2021

COLLEGE: Texas Christian University

SIGNED BY: Jayson Durocher (Angels)

| RBI | SH | SF | HBP | BB | IBB | SO | SB | CS | GDP | SLG | OBP | E |
|-----|----|----|-----|-----|-----|-----|----|----|-----|------|------|----|
| 1 | 0 | 0 | 1 | 3 | 0 | 14 | 1 | 0 | 0 | .290 | .314 | 0 |
| 28 | 0 | 3 | 1 | 51 | 0 | 57 | 8 | 3 | 5 | .378 | .382 | 9 |
| 6 | 0 | 0 | 0 | 2 | 0 | 5 | 2 | 0 | 0 | .400 | .273 | 0 |
| 30 | 2 | 4 | 2 | 27 | 0 | 51 | 7 | 4 | 6 | .381 | .351 | 9 |
| 25 | 2 | 1 | 1 | 39 | 0 | 61 | 9 | 4 | 4 | .293 | .323 | 1 |
| 90 | 4 | 8 | 5 | 122 | 0 | 188 | 27 | 11 | 15 | .346 | .348 | 19 |

JOEL HURTADO

RHP

AGE: 24 BORN: Feb. 6, 2001 in Puerto Plata, DR

BATS & THROWS: Right

HIGH SCHOOL: —

FULL NAME: Joel Alexander Hurtado

| Year | Club | W-L | ERA | G | GS | CG | GF | SHO | SV |
|--------------|---------------|-------|------|----|----|----|----|-----|----|
| 2022— | ACL Angels | 1-1 | 3.50 | 5 | 4 | 0 | 0 | 0 | 0 |
| 2023— | Inland Empire | 6-5 | 5.42 | 22 | 10 | 0 | 5 | 0 | 0 |
| 2024— | Tri-City | 9-8 | 4.61 | 26 | 26 | 0 | 0 | 0 | 0 |
| MINOR TOTALS | | 16-14 | 4.79 | 53 | 40 | 0 | 5 | 0 | 0 |

RESIDES: Puerto Plata, DR

HT.: 6-2 WT.: 180

ACQUIRED: Signed as international free agent, June 27, 2022

COLLEGE: —

SIGNED BY: Jonathan Genao & Rusbell Cabrera (Angels)

| IP | H | R | ER | HR | HB | BB | IBB | SO | WP | BK | BAA |
|-------|-----|-----|-----|----|----|-----|-----|-----|----|----|------|
| 18.0 | 12 | 8 | 7 | 3 | 1 | 9 | 0 | 21 | 4 | 1 | .190 |
| 78.0 | 78 | 53 | 47 | 2 | 8 | 31 | 0 | 90 | 9 | 2 | .260 |
| 138.2 | 137 | 85 | 71 | 8 | 14 | 82 | 0 | 134 | 12 | 2 | .258 |
| 234.2 | 227 | 146 | 125 | 13 | 23 | 122 | 0 | 245 | 25 | 5 | .254 |

RYAN JOHNSON

RHP

For information, see 2025 Angels Players Section.

NICK JONES

LHP

AGE: 26 BORN: Jan. 22, 1999 in Johns Creek, GA

BATS & THROWS: Left

HIGH SCHOOL: Chattahoochee HS (Johns Creek, GA)

FULL NAME: Nicholas Michael Jones

| Year | Club | W-L | ERA | G | GS | CG | GF | SHO | SV |
|--------------|---------------|------|-------|-----|----|----|----|-----|----|
| 2021— | ACL Angels | 1-0 | 3.27 | 7 | 0 | 0 | 1 | 0 | 0 |
| | Inland Empire | 0-0 | 13.50 | 3 | 0 | 0 | 1 | 0 | 0 |
| 2022— | Tri-City | 1-1 | 5.63 | 8 | 0 | 0 | 2 | 0 | 1 |
| | Rocket City | 3-0 | 4.11 | 31 | 0 | 0 | 11 | 0 | 1 |
| 2023— | Tri-City | 2-3 | 3.24 | 22 | 0 | 0 | 13 | 0 | 5 |
| | Rocket City | 2-1 | 3.86 | 22 | 0 | 0 | 7 | 0 | 3 |
| | Salt Lake | 2-0 | 2.08 | 6 | 0 | 0 | 0 | 0 | 1 |
| 2024— | Rocket City | 2-2 | 3.00 | 20 | 0 | 0 | 8 | 0 | 1 |
| MINOR TOTALS | | 13-7 | 3.79 | 119 | 0 | 0 | 43 | 0 | 11 |

RESIDES: Johns Creek, GA

HT.: 6-7 WT.: 210

ACQUIRED: Eighth round of 2018 First-Year Player Draft

COLLEGE: Georgia Southern University (Statesboro, GA)

SIGNED BY: Chris McAlpin (Angels)

| IP | H | R | ER | HR | HB | BB | IBB | SO | WP | BK | BAA |
|-------|-----|----|----|----|----|----|-----|-----|----|----|------|
| 11.0 | 10 | 6 | 4 | 0 | 1 | 3 | 0 | 15 | 1 | 1 | .227 |
| 3.1 | 5 | 5 | 5 | 1 | 0 | 3 | 0 | 4 | 0 | 0 | .333 |
| 8.0 | 6 | 6 | 5 | 0 | 0 | 5 | 0 | 13 | 1 | 0 | .194 |
| 35.0 | 27 | 17 | 16 | 2 | 5 | 26 | 0 | 44 | 9 | 1 | .211 |
| 25.0 | 17 | 9 | 9 | 1 | 2 | 5 | 0 | 30 | 3 | 0 | .193 |
| 28.0 | 24 | 13 | 12 | 2 | 1 | 13 | 0 | 37 | 3 | 0 | .233 |
| 13.0 | 8 | 3 | 3 | 1 | 3 | 10 | 0 | 10 | 0 | 0 | .205 |
| 24.0 | 23 | 8 | 8 | 0 | 2 | 3 | 1 | 29 | 2 | 0 | .258 |
| 147.1 | 120 | 67 | 62 | 7 | 14 | 68 | 1 | 182 | 19 | 2 | .223 |

PLAYER DEVELOPMENT



DYLAN JORDAN

RHP

AGE: 19 BORN: Oct. 15, 2005 in Springfield, VA

BATS: Right THROWS: Right

HIGH SCHOOL: Viera HS (Viera, FL)

FULL NAME: Dylan Christopher Jordan

RESIDES: Melbourne, FL

HT.: 6-3

WT.: 210

ACQUIRED: Fifth round of 2024 First-Year Player Draft

COLLEGE: —

SIGNED BY: Luis Raffan (Angels)

| Year | Club | W-L | ERA | G | GS | CG | GF | SHO | SV | IP | H | R | ER | HR | HB | BB | IBB | SO | WP | BK | BAA |
|------|------|-----|-----|---|----|----|----|-----|----|----|---|---|----|----|----|----|-----|----|----|----|-----|
|------|------|-----|-----|---|----|----|----|-----|----|----|---|---|----|----|----|----|-----|----|----|----|-----|

Will make professional debut in 2025

JUAN JORDAN

RHP

AGE: 17 BORN: Sept. 7, 2007 in Falcon, VZ

BATS & THROWS: Right

HIGH SCHOOL: —

FULL NAME: Juan Diego Jordan

RESIDES: Falcon, VZ

HT.: 6-1

WT.: 200

ACQUIRED: Signed as international free agent, Jan. 15, 2025

COLLEGE: —

SIGNED BY: Vicente Lupo (Angels)

| Year | Club | W-L | ERA | G | GS | CG | GF | SHO | SV | IP | H | R | ER | HR | HB | BB | IBB | SO | WP | BK | BAA |
|------|------|-----|-----|---|----|----|----|-----|----|----|---|---|----|----|----|----|-----|----|----|----|-----|
|------|------|-----|-----|---|----|----|----|-----|----|----|---|---|----|----|----|----|-----|----|----|----|-----|

Will make professional debut in 2025

BARRETT KENT

RHP

AGE: 20 BORN: Sept. 29, 2004 in Denison, TX

BATS & THROWS: Right

HIGH SCHOOL: Pottsboro HS (Pottsboro, TX)

FULL NAME: Barrett Cole Kent

RESIDES: Pottsboro, TX

HT.: 6-4

WT.: 215

ACQUIRED: Eighth round of 2023 First-Year Player Draft

COLLEGE: —

SIGNED BY: KJ Hendricks (Angels)

| Year | Club | W-L | ERA | G | GS | CG | GF | SHO | SV | IP | H | R | ER | HR | HB | BB | IBB | SO | WP | BK | BAA |
|--------------|---------------|------|------|----|----|----|----|-----|----|-------|-----|----|----|----|----|----|-----|-----|----|----|------|
| 2023— | ACL Angels | 1-0 | 0.00 | 2 | 0 | 0 | 0 | 0 | 0 | 4.2 | 2 | 0 | 0 | 0 | 1 | 3 | 0 | 5 | 1 | 0 | .125 |
| | Inland Empire | 0-0 | 0.00 | 1 | 1 | 0 | 0 | 0 | 0 | 4.0 | 2 | 0 | 0 | 0 | 1 | 1 | 0 | 5 | 0 | 1 | .143 |
| 2024— | Inland Empire | 2-14 | 6.21 | 26 | 26 | 0 | 0 | 0 | 0 | 113.0 | 112 | 90 | 78 | 13 | 11 | 61 | 0 | 125 | 12 | 4 | .256 |
| MINOR TOTALS | | 3-14 | 5.77 | 29 | 27 | 0 | 0 | 0 | 0 | 121.2 | 116 | 90 | 78 | 13 | 13 | 65 | 0 | 135 | 13 | 5 | .248 |

BRETT KERRY

RHP

AGE: 25 BORN: Apr. 12, 1999 in Clemmons, NC

BATS & THROWS: Right

HIGH SCHOOL: Wesleyan Christian Academy (High Point, NC)

FULL NAME: Brett Dustin Kerry

RESIDES: Clemmons, NC

HT.: 6-0

WT.: 205

ACQUIRED: Fifth round of 2021 First-Year Player Draft

COLLEGE: University of South Carolina

SIGNED BY: Nick Gorneault (Angels)

| Year | Club | W-L | ERA | G | GS | CG | GF | SHO | SV | IP | H | R | ER | HR | HB | BB | IBB | SO | WP | BK | BAA |
|--------------|---------------|-------|------|----|----|----|----|-----|----|-------|-----|-----|-----|----|----|-----|-----|-----|----|----|------|
| 2021— | Inland Empire | 0-0 | 1.93 | 4 | 4 | 0 | 0 | 0 | 0 | 9.1 | 6 | 2 | 2 | 0 | 0 | 4 | 0 | 17 | 1 | 0 | .182 |
| | Rocket City | 0-0 | 0.00 | 1 | 1 | 0 | 0 | 0 | 0 | 5.0 | 2 | 0 | 0 | 0 | 0 | 1 | 0 | 2 | 0 | 0 | .133 |
| 2022— | Rocket City | 5-7 | 4.46 | 25 | 20 | 0 | 1 | 0 | 1 | 103.0 | 112 | 53 | 51 | 19 | 3 | 30 | 0 | 118 | 6 | 0 | .279 |
| 2023— | Rocket City | 6-4 | 3.88 | 23 | 20 | 0 | 3 | 0 | 2 | 118.1 | 100 | 54 | 51 | 23 | 1 | 40 | 1 | 106 | 3 | 1 | .226 |
| | Salt Lake | 2-1 | 9.72 | 4 | 3 | 0 | 0 | 0 | 0 | 16.2 | 29 | 18 | 18 | 4 | 1 | 9 | 0 | 16 | 0 | 1 | .397 |
| 2024— | Rocket City | 2-3 | 2.73 | 12 | 8 | 0 | 1 | 0 | 0 | 66.0 | 40 | 20 | 20 | 10 | 2 | 15 | 0 | 84 | 0 | 0 | .170 |
| | Salt Lake | 3-3 | 5.95 | 15 | 14 | 0 | 0 | 0 | 0 | 84.2 | 102 | 57 | 56 | 17 | 4 | 22 | 0 | 65 | 2 | 0 | .300 |
| MINOR TOTALS | | 18-18 | 4.42 | 84 | 70 | 0 | 5 | 0 | 3 | 403.0 | 391 | 204 | 198 | 73 | 11 | 121 | 1 | 408 | 12 | 2 | .254 |

CALEB KETCHUP

INF

AGE: 23 BORN: Jan. 4, 2002 in Jonesboro, GA

BATS & THROWS: Right

HIGH SCHOOL: Holy Innocents' Episcopal (Atlanta, GA)

FULL NAME: Caleb Dishon Ketchup

RESIDES: Atlanta, GA

HT.: 5-10

WT.: 160

ACQUIRED: 15th round of 2023 First-Year Player Draft

COLLEGE: Lipscomb University (Nashville, TN)

SIGNED BY: Joel Murrie (Angels)

| Year | Club | AVG | G | AB | R | H | 2B | 3B | HR | RBI | SH | SF | HBP | BB | IBB | SO | SB | CS | GDP | SLG | OBP | E |
|--------------|-------------|------|-----|-----|----|-----|----|----|----|-----|----|----|-----|----|-----|-----|----|----|-----|------|------|----|
| 2023— | ACL Angels | .375 | 5 | 8 | 0 | 3 | 1 | 0 | 0 | 1 | 1 | 0 | 1 | 4 | 0 | 3 | 4 | 0 | 0 | .500 | .615 | 1 |
| | Tri-City | .245 | 16 | 53 | 7 | 13 | 0 | 1 | 0 | 1 | 0 | 0 | 2 | 7 | 0 | 22 | 3 | 1 | 0 | .283 | .355 | 0 |
| 2024— | Tri-City | .207 | 120 | 425 | 68 | 88 | 21 | 3 | 6 | 37 | 2 | 5 | 5 | 62 | 0 | 133 | 62 | 10 | 3 | .313 | .312 | 15 |
| | Rocket City | .125 | 3 | 8 | 2 | 1 | 0 | 0 | 1 | 3 | 0 | 0 | 0 | 1 | 0 | 4 | 1 | 0 | 0 | .500 | .222 | 1 |
| | Salt Lake | .241 | 7 | 29 | 5 | 7 | 1 | 1 | 0 | 3 | 0 | 0 | 0 | 2 | 0 | 11 | 2 | 1 | 0 | .345 | .290 | 0 |
| MINOR TOTALS | | .214 | 151 | 523 | 82 | 112 | 23 | 5 | 7 | 45 | 3 | 5 | 8 | 76 | 0 | 173 | 72 | 1 | 3 | .317 | .320 | 17 |



PLAYER DEVELOPMENT

KEYTHEL KEY

RHP

AGE: 21 BORN: Oct. 10, 2003 in El Tigrito, VZ

BATS & THROWS: Right

HIGH SCHOOL: —

FULL NAME: Keythel David Key

| Year | Club | W-L | ERA | G | GS | CG | GF | SHO | SV |
|--------------|---------------|------|-------|----|----|----|----|-----|----|
| 2021— | DSL Angels | 0-0 | 1.64 | 4 | 3 | 0 | 1 | 0 | 0 |
| 2022— | ACL Angels | 0-0 | 16.20 | 1 | 0 | 0 | 0 | 0 | 0 |
| 2023— | ACL Angels | 3-5 | 4.53 | 11 | 8 | 0 | 1 | 0 | 0 |
| | Tri-City | 0-1 | 1.04 | 2 | 2 | 0 | 0 | 0 | 0 |
| 2024— | Inland Empire | 1-5 | 6.59 | 9 | 8 | 0 | 0 | 0 | 0 |
| | ACL Angels | 3-1 | 5.30 | 11 | 2 | 0 | 4 | 0 | 0 |
| | Tri-City | 1-2 | 3.41 | 6 | 6 | 0 | 0 | 0 | 0 |
| | Rocket City | 0-0 | 40.50 | 1 | 1 | 0 | 0 | 0 | 0 |
| MINOR TOTALS | | 8-14 | 4.75 | 45 | 30 | 0 | 6 | 0 | 0 |

RESIDES: Valencia, VZ

HT.: 6-3

WT.: 180

ACQUIRED: Signed as an international free agent, Feb. 26, 2021

COLLEGE: —

SIGNED BY: Brian Parker (Angels)

| IP | H | R | ER | HR | HB | BB | IBB | SO | WP | BK | BAA |
|-------|-----|-----|----|----|----|-----|-----|-----|----|----|------|
| 11.0 | 6 | 2 | 2 | 0 | 0 | 3 | 0 | 7 | 1 | 0 | .154 |
| 1.2 | 0 | 3 | 3 | 0 | 2 | 2 | 0 | 3 | 0 | 0 | .000 |
| 43.2 | 39 | 29 | 22 | 3 | 6 | 32 | 0 | 40 | 9 | 4 | .250 |
| 8.2 | 2 | 1 | 1 | 0 | 1 | 7 | 0 | 10 | 0 | 0 | .074 |
| 28.2 | 39 | 31 | 21 | 5 | 5 | 23 | 0 | 28 | 4 | 3 | .315 |
| 35.2 | 40 | 24 | 21 | 2 | 3 | 16 | 1 | 48 | 1 | 0 | .276 |
| 29.0 | 20 | 12 | 11 | 1 | 0 | 19 | 0 | 36 | 2 | 0 | .200 |
| 0.2 | 3 | 3 | 3 | 0 | 0 | 3 | 0 | 0 | 0 | 0 | .600 |
| 159.0 | 149 | 105 | 84 | 11 | 17 | 105 | 1 | 172 | 17 | 7 | .248 |

CARTER KIEBOOM

INF

For information, see 2025 Angels Players Section.

GEORGE KLASSEN

RHP

For information, see 2025 Angels Players Section.

DAVIDXON LARA

RHP

AGE: 18 BORN: July 31, 2006 in Maracay, VZ

BATS & THROWS: Right

HIGH SCHOOL: —

FULL NAME: Davidxon Enmanuel Lara

| Year | Club | W-L | ERA | G | GS | CG | GF | SHO | SV |
|--------------|------------|-----|------|----|----|----|----|-----|----|
| 2023— | DSL Angels | 3-2 | 2.70 | 9 | 9 | 0 | 0 | 0 | 0 |
| 2024— | DSL Angels | 2-2 | 0.55 | 22 | 0 | 0 | 19 | 0 | 11 |
| MINOR TOTALS | | 5-4 | 1.73 | 31 | 9 | 0 | 19 | 0 | 11 |

RESIDES: Maracay, VZ

HT.: 6-0

WT.: 160

ACQUIRED: Signed as international free agent, Jan. 15, 2023

COLLEGE: —

SIGNED BY: Joel Chicarelli (Angels)

| IP | H | R | ER | HR | HB | BB | IBB | SO | WP | BK | BAA |
|------|----|----|----|----|----|----|-----|----|----|----|------|
| 40.0 | 38 | 19 | 12 | 2 | 4 | 5 | 0 | 34 | 1 | 0 | .244 |
| 33.0 | 26 | 11 | 2 | 0 | 2 | 6 | 1 | 33 | 1 | 1 | .211 |
| 73.0 | 64 | 30 | 14 | 2 | 6 | 11 | 1 | 67 | 2 | 1 | .229 |

DARIO LAVERDE

C

For information, see 2025 Angels Players Section.

KAURIEL LEON

RHP

AGE: 18 BORN: Aug. 12, 2006 in Monte Plata, DR

BATS & THROWS: Right

HIGH SCHOOL: —

FULL NAME: Kauriel Leon

| Year | Club | W-L | ERA | G | GS | CG | GF | SHO | SV |
|------|------|-----|-----|---|----|----|----|-----|----|
|------|------|-----|-----|---|----|----|----|-----|----|

RESIDES: Monte Plata, DR

HT.: 6-3

WT.: 180

ACQUIRED: Signed as international free agent, Jan. 15, 2024

COLLEGE: —

SIGNED BY: Rusbell Cabrera (Angels)

| IP | H | R | ER | HR | HB | BB | IBB | SO | WP | BK | BAA |
|----|---|---|----|----|----|----|-----|----|----|----|-----|
|----|---|---|----|----|----|----|-----|----|----|----|-----|

Will make professional debut in 2025

MIGUEL LIENDO

RHP

AGE: 17 BORN: Dec. 5, 2007 in Santo Domingo, DR

BATS & THROWS: Right

HIGH SCHOOL: —

FULL NAME: Miguel Antoine Liendo

| Year | Club | W-L | ERA | G | GS | CG | GF | SHO | SV |
|------|------|-----|-----|---|----|----|----|-----|----|
|------|------|-----|-----|---|----|----|----|-----|----|

RESIDES: Santo Domingo, DR

HT.: 6-1

WT.: 185

ACQUIRED: Signed as international free agent, Jan. 15, 2025

COLLEGE: —

SIGNED BY: Jean Carlos Montalvo (Angels)

| IP | H | R | ER | HR | HB | BB | IBB | SO | WP | BK | BAA |
|----|---|---|----|----|----|----|-----|----|----|----|-----|
|----|---|---|----|----|----|----|-----|----|----|----|-----|

Will make professional debut in 2025

JONATHAN LINARES

C

AGE: 19 BORN: Apr. 2, 2005 in Bayamo, CU

BATS: Switch THROWS: Right

HIGH SCHOOL: —

FULL NAME: Jonathan Linares

| Year | Club | AVG | G | AB | R | H | 2B | 3B | HR |
|--------------|------------|------|----|-----|----|----|----|----|----|
| 2022— | DSL Angels | .289 | 31 | 90 | 16 | 26 | 5 | 1 | 0 |
| 2023— | ACL Angels | .261 | 16 | 46 | 9 | 12 | 0 | 2 | 0 |
| 2024— | ACL Angels | .200 | 35 | 70 | 10 | 14 | 2 | 0 | 1 |
| MINOR TOTALS | | .252 | 82 | 206 | 35 | 52 | 7 | 3 | 1 |

RESIDES: San Pedro de Macoris, DR

HT.: 6-0

WT.: 200

ACQUIRED: Signed as international free agent, Jan. 15, 2022

COLLEGE: —

SIGNED BY: Domingo Garcia (Angels)

| RBI | SH | SF | HBP | BB | IBB | SO | SB | CS | GDP | SLG | OBP | E |
|-----|----|----|-----|----|-----|----|----|----|-----|------|------|---|
| 18 | 1 | 1 | 4 | 16 | 0 | 16 | 3 | 2 | 4 | .367 | .414 | 0 |
| 3 | 1 | 1 | 4 | 5 | 0 | 14 | 1 | 0 | 3 | .348 | .375 | 4 |
| 8 | 2 | 0 | 2 | 25 | 0 | 23 | 3 | 2 | 3 | .271 | .423 | 1 |
| 29 | 4 | 2 | 10 | 46 | 0 | 53 | 7 | 4 | 10 | .330 | .409 | 5 |

PLAYER DEVELOPMENT



FULTON LOCKHART

RHP

AGE: 21 BORN: Dec. 30, 2003 in Hilton Head, SC

BATS & THROWS: Right

HIGH SCHOOL: Newsome HS (Lithia, FL)

FULL NAME: Fulton James Lowell Lockhart

RESIDES: Lithia, FL

HT.: 6-4

WT.: 200

ACQUIRED: 13th round of 2024 First-Year Player Draft

COLLEGE: College of Central Florida (Ocala, FL)

SIGNED BY: Brandon McArthur (Angels)

| Year | Club | W-L | ERA | G | GS | CG | GF | SHO | SV | IP | H | R | ER | HR | HB | BB | IBB | SO | WP | BK | BAA |
|--------------|---------------|-----|------|---|----|----|----|-----|----|------|---|---|----|----|----|----|-----|----|----|----|------|
| 2024— | Inland Empire | 0-0 | 2.77 | 9 | 0 | 0 | 3 | 0 | 1 | 13.0 | 7 | 6 | 4 | 1 | 0 | 9 | 0 | 13 | 4 | 0 | .159 |
| MINOR TOTALS | | 0-0 | 2.77 | 9 | 0 | 0 | 3 | 0 | 1 | 13.0 | 7 | 6 | 4 | 1 | 0 | 9 | 0 | 13 | 4 | 0 | .159 |

JOSWA LUGO

INF

AGE: 18 BORN: Jan. 24, 2007 in Baní, DR

BATS & THROWS: Right

HIGH SCHOOL: —

FULL NAME: Joswa Enmanuel Lugo

RESIDES: Baní, DR

HT.: 6-3

WT.: 180

ACQUIRED: Signed as international free agent, Jan. 15, 2024

COLLEGE: —

SIGNED BY: Frank Tejeda (Angels)

| Year | Club | AVG | G | AB | R | H | 2B | 3B | HR | RBI | SH | SF | HBP | BB | IBB | SO | SB | CS | GDP | SLG | OBP | E |
|--------------|------------|------|----|-----|----|----|----|----|----|-----|----|----|-----|----|-----|----|----|----|-----|------|------|---|
| 2024— | DSL Angels | .301 | 53 | 193 | 31 | 58 | 11 | 3 | 5 | 37 | 0 | 3 | 6 | 17 | 1 | 51 | 18 | 5 | 4 | .466 | .370 | 9 |
| MINOR TOTALS | | .301 | 53 | 193 | 31 | 58 | 11 | 3 | 5 | 37 | 0 | 3 | 6 | 17 | 1 | 51 | 18 | 5 | 4 | .466 | .370 | 9 |

JOHAN MACIAS

INF

AGE: 22 BORN: Jan. 6, 2003 in Bejuma, VZ

BATS: Switch THROWS: Right

HIGH SCHOOL: —

FULL NAME: Johan Alexis Macias

RESIDES: Carabobo, VZ

HT.: 5-9

WT.: 150

ACQUIRED: Signed as international free agent, July 2, 2019

COLLEGE: —

SIGNED BY: Andres Garcia & Joel Chicarelli (Angels)

| Year | Club | AVG | G | AB | R | H | 2B | 3B | HR | RBI | SH | SF | HBP | BB | IBB | SO | SB | CS | GDP | SLG | OBP | E |
|---------------------------------------|---------------|------|-----|-----|-----|-----|----|----|----|-----|----|----|-----|----|-----|-----|----|----|-----|------|------|----|
| 2020— | | | | | | | | | | | | | | | | | | | | | | |
| DID NOT PLAY - No Minor League Season | | | | | | | | | | | | | | | | | | | | | | |
| 2021— | DSL Angels | .221 | 37 | 77 | 15 | 17 | 3 | 2 | 0 | 9 | 6 | 0 | 6 | 10 | 0 | 13 | 5 | 3 | 0 | .312 | .355 | 5 |
| 2022— | ACL Angels | .322 | 42 | 121 | 19 | 39 | 7 | 2 | 0 | 20 | 4 | 3 | 1 | 10 | 0 | 25 | 2 | 3 | 4 | .463 | .370 | 5 |
| 2023— | Inland Empire | .236 | 77 | 280 | 45 | 66 | 9 | 3 | 2 | 24 | 4 | 1 | 11 | 27 | 0 | 65 | 4 | 1 | 4 | .311 | .326 | 4 |
| 2024— | Inland Empire | .257 | 55 | 187 | 31 | 48 | 7 | 5 | 2 | 24 | 2 | 1 | 4 | 11 | 0 | 43 | 5 | 1 | 6 | .380 | .310 | 5 |
| MINOR TOTALS | | .256 | 211 | 665 | 110 | 170 | 26 | 12 | 6 | 77 | 16 | 5 | 22 | 58 | 0 | 146 | 16 | 8 | 14 | .358 | .333 | 19 |

JORGE MARCHECO

RHP

AGE: 22 BORN: Aug. 6, 2002 in Bayamon, CU

BATS & THROWS: Right

HIGH SCHOOL: —

FULL NAME: Jorge William Marcheco

RESIDES: San Cristóbal, DR

HT.: 6-1

WT.: 185

ACQUIRED: Signed as international free agent, Sept. 6, 2021

COLLEGE: —

SIGNED BY: Frank Tejeda (Angels)

| Year | Club | W-L | ERA | G | GS | CG | GF | SHO | SV | IP | H | R | ER | HR | HB | BB | IBB | SO | WP | BK | BAA |
|--------------|---------------|-------|------|----|----|----|----|-----|----|-------|-----|-----|-----|----|----|----|-----|-----|----|----|------|
| 2021— | DSL Angels | 0-0 | 0.00 | 3 | 3 | 0 | 0 | 0 | 0 | 9.0 | 0 | 0 | 0 | 0 | 1 | 0 | 0 | 20 | 1 | 0 | .000 |
| 2022— | ACL Angels | 5-2 | 3.20 | 11 | 8 | 0 | 0 | 0 | 0 | 50.2 | 42 | 21 | 18 | 3 | 6 | 12 | 0 | 76 | 3 | 2 | .223 |
| | Inland Empire | 0-1 | 4.76 | 3 | 3 | 0 | 0 | 0 | 0 | 11.1 | 8 | 6 | 6 | 1 | 3 | 3 | 0 | 14 | 2 | 0 | .186 |
| 2023— | Inland Empire | 7-5 | 4.06 | 17 | 17 | 1 | 0 | 0 | 0 | 93.0 | 77 | 42 | 42 | 11 | 5 | 23 | 0 | 91 | 2 | 2 | .223 |
| | Tri-City | 3-1 | 1.88 | 5 | 5 | 0 | 0 | 0 | 0 | 28.2 | 22 | 6 | 6 | 4 | 0 | 3 | 0 | 33 | 0 | 1 | .210 |
| 2024— | Tri-City | 2-7 | 5.07 | 20 | 19 | 0 | 0 | 0 | 0 | 81.2 | 87 | 53 | 46 | 9 | 8 | 31 | 0 | 70 | 3 | 2 | .274 |
| MINOR TOTALS | | 17-16 | 3.87 | 59 | 55 | 1 | 0 | 0 | 0 | 274.1 | 236 | 128 | 118 | 28 | 23 | 72 | 0 | 304 | 11 | 7 | .230 |

ANYELO MARQUEZ

INF

AGE: 19 BORN: Dec. 12, 2005 in Monte Plata, DR

BATS: Left THROWS: Right

HIGH SCHOOL: —

FULL NAME: Anyelo Antonio Marquez

RESIDES: Monte Plata, DR

HT.: 6-0

WT.: 165

ACQUIRED: Signed as international free agent, Jan. 15, 2023

COLLEGE: —

SIGNED BY: Jonathan Genao & Rusbell Cabrera (Angels)

| Year | Club | AVG | G | AB | R | H | 2B | 3B | HR | RBI | SH | SF | HBP | BB | IBB | SO | SB | CS | GDP | SLG | OBP | E |
|--------------|------------|------|----|-----|----|----|----|----|----|-----|----|----|-----|----|-----|----|----|----|-----|------|------|----|
| 2023— | DSL Angels | .231 | 46 | 147 | 19 | 34 | 8 | 3 | 0 | 17 | 0 | 4 | 0 | 22 | 0 | 29 | 8 | 7 | 1 | .327 | .324 | 14 |
| 2024— | DSL Angels | .294 | 53 | 177 | 31 | 52 | 6 | 3 | 2 | 38 | 5 | 5 | 3 | 39 | 0 | 31 | 20 | 11 | 0 | .395 | .420 | 9 |
| MINOR TOTALS | | .265 | 99 | 324 | 50 | 86 | 14 | 6 | 2 | 55 | 5 | 9 | 3 | 61 | 0 | 60 | 28 | 18 | 1 | .364 | .378 | 23 |



PLAYER DEVELOPMENT

ALEX MARTINEZ

RHP

AGE: 22 BORN: Sept. 15, 2002 in Santiago, DR

BATS & THROWS: Right

HIGH SCHOOL: —

FULL NAME: Alex Samuel Martinez Bonifacio

RESIDES: Santiago, DR

HT.: 5-10 WT.: 170

ACQUIRED: Signed as international free agent, Sept. 6, 2019

COLLEGE: —

SIGNED BY: Rusbell Cabrera, Frank Tejada & Jochy Cabrera (Angels)

| Year | Club | W-L | ERA | G | GS | CG | GF | SHO | SV | IP | H | R | ER | HR | HB | BB | IBB | SO | WP | BK | BAA |
|---------------------------------------|---------------|-------|------|-----|----|----|----|-----|----|-------|-----|----|----|----|----|----|-----|-----|----|----|------|
| 2020— | | | | | | | | | | | | | | | | | | | | | |
| DID NOT PLAY - No Minor League Season | | | | | | | | | | | | | | | | | | | | | |
| 2021— | ACL Angels | 3-1 | 0.83 | 16 | 0 | 0 | 5 | 0 | 0 | 21.2 | 16 | 4 | 2 | 0 | 1 | 10 | 0 | 33 | 2 | 0 | .203 |
| | Inland Empire | 0-0 | 9.00 | 1 | 0 | 0 | 0 | 0 | 0 | 2.0 | 2 | 2 | 2 | 0 | 0 | 3 | 0 | 0 | 0 | 0 | .286 |
| 2022— | ACL Angels | 1-0 | 0.00 | 3 | 0 | 0 | 2 | 0 | 0 | 4.0 | 1 | 0 | 0 | 0 | 1 | 1 | 0 | 8 | 1 | 0 | .077 |
| | Inland Empire | 2-2 | 7.36 | 17 | 0 | 0 | 3 | 0 | 0 | 22.0 | 26 | 23 | 18 | 1 | 4 | 17 | 0 | 32 | 3 | 0 | .306 |
| 2023— | ACL Angels | 1-2 | 1.17 | 16 | 0 | 0 | 15 | 0 | 5 | 23.0 | 16 | 6 | 3 | 0 | 1 | 15 | 0 | 35 | 4 | 0 | .195 |
| | Tri-City | 1-0 | 3.38 | 4 | 0 | 0 | 1 | 0 | 0 | 8.0 | 4 | 4 | 3 | 0 | 1 | 10 | 0 | 7 | 0 | 0 | .154 |
| 2024— | Inland Empire | 5-6 | 2.60 | 48 | 0 | 0 | 36 | 0 | 12 | 69.1 | 55 | 27 | 20 | 1 | 2 | 31 | 0 | 77 | 7 | 0 | .219 |
| MINOR TOTALS | | 13-11 | 2.88 | 105 | 0 | 0 | 62 | 0 | 17 | 150.0 | 120 | 66 | 48 | 2 | 10 | 87 | 0 | 192 | 17 | 0 | .221 |

BRYAN MARTINEZ

INF

AGE: 19 BORN: Dec. 26, 2005 in Santo Domingo, DR

BATS: Left THROWS: Right

HIGH SCHOOL: —

FULL NAME: Bryan Martinez

RESIDES: Santo Domingo, DR

HT.: 6-1 WT.: 165

ACQUIRED: Signed as international free agent, Jan. 15, 2023

COLLEGE: —

SIGNED BY: Rusbell Cabrera (Angels)

| Year | Club | AVG | G | AB | R | H | 2B | 3B | HR | RBI | SH | SF | HBP | BB | IBB | SO | SB | CS | GDP | SLG | OBP | E |
|--------------|------------|------|----|-----|----|----|----|----|----|-----|----|----|-----|----|-----|----|----|----|-----|------|------|---|
| 2023— | DSL Angels | .206 | 16 | 34 | 5 | 7 | 1 | 0 | 0 | 3 | 0 | 0 | 0 | 7 | 0 | 15 | 3 | 3 | 0 | .235 | .341 | 0 |
| 2024— | DSL Angels | .275 | 45 | 142 | 35 | 39 | 6 | 4 | 1 | 23 | 2 | 3 | 5 | 24 | 0 | 40 | 23 | 8 | 0 | .394 | .391 | 5 |
| MINOR TOTALS | | .261 | 61 | 176 | 40 | 46 | 7 | 4 | 1 | 26 | 2 | 3 | 5 | 31 | 0 | 55 | 26 | 11 | 0 | .364 | .381 | 5 |

JESUS MARTINEZ

LHP

AGE: 21 BORN: Oct. 1, 2003 in San Ignacio, Mexico

BATS & THROWS: Left

HIGH SCHOOL: —

FULL NAME: Jesus Alejandro Martinez

RESIDES: San Ignacio, Mexico

HT.: 5-11 WT.: 185

ACQUIRED: Signed as international free agent, Nov. 14, 2023

COLLEGE: —

SIGNED BY: Cosme Valle (Angels)

| Year | Club | W-L | ERA | G | GS | CG | GF | SHO | SV | IP | H | R | ER | HR | HB | BB | IBB | SO | WP | BK | BAA |
|------------------------|------------------|-----|------|----|----|----|----|-----|----|------|----|----|----|----|----|----|-----|----|----|----|-----|
| 2022— | Monterrey (Ind.) | 2-2 | 5.59 | 33 | 0 | 0 | 3 | 0 | 0 | 29.0 | 21 | 19 | 18 | 3 | 5 | 17 | 0 | 27 | 5 | 0 | - |
| 2023— | Monterrey (Ind.) | 4-2 | 2.84 | 34 | 0 | 0 | 6 | 0 | 2 | 31.2 | 24 | 10 | 10 | 2 | 1 | 8 | 1 | 28 | 3 | 0 | - |
| DID NOT PLAY - INJURED | | | | | | | | | | | | | | | | | | | | | |
| IND. TOTALS | | 6-4 | 4.15 | 67 | 0 | 0 | 9 | 0 | 2 | 60.2 | 45 | 29 | 28 | 5 | 6 | 25 | 1 | 55 | 8 | 0 | - |

MAC McCROSKEY

INF

AGE: 25 BORN: Dec. 31, 1999 in Conway, AR

BATS & THROWS: Right

HIGH SCHOOL: Har-Ber HS (Springdale, AR)

FULL NAME: David Walter McCroskey IV

RESIDES: Springdale, AR

HT.: 6-1 WT.: 180

ACQUIRED: 20th round of 2023 First-Year Player Draft

COLLEGE: Oral Roberts University (Tulsa, OK)

SIGNED BY: KJ Hendricks (Angels)

| Year | Club | AVG | G | AB | R | H | 2B | 3B | HR | RBI | SH | SF | HBP | BB | IBB | SO | SB | CS | GDP | SLG | OBP | E |
|--------------|-------------|------|-----|-----|----|----|----|----|----|-----|----|----|-----|----|-----|-----|----|----|-----|------|------|----|
| 2023— | ACL Angels | .400 | 3 | 5 | 2 | 2 | 1 | 0 | 0 | 0 | 0 | 0 | 0 | 4 | 0 | 1 | 2 | 0 | 0 | .600 | .667 | 1 |
| | Rocket City | .225 | 42 | 129 | 12 | 29 | 2 | 1 | 0 | 18 | 2 | 0 | 0 | 19 | 0 | 52 | 1 | 0 | 2 | .256 | .324 | 11 |
| 2024— | Rocket City | .216 | 71 | 213 | 25 | 46 | 7 | 0 | 1 | 16 | 4 | 1 | 2 | 26 | 0 | 77 | 11 | 1 | 1 | .263 | .306 | 9 |
| | Tri-City | .226 | 30 | 93 | 10 | 21 | 4 | 1 | 3 | 10 | 1 | 1 | 0 | 7 | 0 | 30 | 2 | 1 | 2 | .387 | .277 | 6 |
| MINOR TOTALS | | .223 | 146 | 440 | 49 | 98 | 14 | 2 | 4 | 44 | 7 | 2 | 2 | 56 | 0 | 160 | 16 | 2 | 5 | .291 | .312 | 27 |

HAMINTON MENDEZ

RHP

AGE: 20 BORN: June 5, 2004 in San Cristóbal, DR

BATS & THROWS: Right

HIGH SCHOOL: —

FULL NAME: Haminton Mendez

RESIDES: San Cristóbal, DR

HT.: 6-1 WT.: 175

ACQUIRED: Signed as international free agent, June 7, 2021

COLLEGE: —

SIGNED BY: Frank Tejada (Angels)

| Year | Club | W-L | ERA | G | GS | CG | GF | SHO | SV | IP | H | R | ER | HR | HB | BB | IBB | SO | WP | BK | BAA |
|--------------|------------|-----|-------|----|----|----|----|-----|----|-------|-----|-----|----|----|----|----|-----|-----|----|----|------|
| 2021— | DSL Angels | 0-2 | 6.00 | 9 | 3 | 0 | 1 | 0 | 0 | 15.0 | 16 | 11 | 10 | 0 | 3 | 13 | 0 | 8 | 11 | 0 | .276 |
| 2022— | DSL Angels | 1-1 | 6.52 | 15 | 0 | 0 | 6 | 0 | 2 | 19.1 | 20 | 17 | 14 | 3 | 7 | 8 | 0 | 19 | 9 | 0 | .270 |
| 2023— | DSL Angels | 3-1 | 1.64 | 4 | 4 | 0 | 0 | 0 | 0 | 22.0 | 11 | 4 | 4 | 1 | 2 | 5 | 0 | 20 | 1 | 0 | .149 |
| | ACL Angels | 2-1 | 6.15 | 7 | 4 | 0 | 0 | 0 | 1 | 26.1 | 28 | 23 | 18 | 3 | 2 | 17 | 0 | 12 | 2 | 1 | .262 |
| | Tri-City | 0-0 | 13.50 | 2 | 0 | 0 | 0 | 0 | 0 | 4.2 | 6 | 7 | 7 | 1 | 1 | 7 | 0 | 8 | 1 | 0 | .316 |
| 2024— | ACL Angels | 2-3 | 8.48 | 12 | 5 | 0 | 1 | 0 | 1 | 40.1 | 47 | 44 | 38 | 7 | 3 | 29 | 0 | 35 | 6 | 1 | .288 |
| MINOR TOTALS | | 8-8 | 6.42 | 49 | 16 | 0 | 8 | 0 | 4 | 127.2 | 128 | 106 | 91 | 15 | 18 | 79 | 0 | 102 | 30 | 2 | .259 |

PLAYER DEVELOPMENT



DAVID MERSHON

INF

For information, see 2025 Angels Players Section.

CAMDEN MINACCI

RHP

For information, see 2025 Angels Players Section.

NICK MONDAK

LHP

AGE: 26 BORN: June 2, 1998 in Watertown, CT

RESIDES: Watertown, CT

HT.: 6-4

WT.: 200

BATS & THROWS: Left

ACQUIRED: 18th round of 2021 First-Year Player Draft

HIGH SCHOOL: Watertown HS (CT)

COLLEGE: St. Johns University (New York, NY)

FULL NAME: Nicholas Joseph Mondak

SIGNED BY: Drew Dominguez (Angels)

| Year | Club | W-L | ERA | G | GS | CG | GF | SHO | SV | IP | H | R | ER | HR | HB | BB | IBB | SO | WP | BK | BAA |
|--------------|---------------|------|------|----|----|----|----|-----|----|-------|-----|----|----|----|----|----|-----|-----|----|----|------|
| 2021— | ACL Angels | 1-1 | 3.97 | 5 | 3 | 0 | 0 | 0 | 0 | 11.1 | 11 | 6 | 5 | 1 | 0 | 3 | 0 | 14 | 1 | 0 | .268 |
| | Inland Empire | 2-0 | 0.00 | 2 | 0 | 0 | 1 | 0 | 0 | 10.0 | 5 | 0 | 0 | 0 | 0 | 0 | 0 | 12 | 0 | 0 | .147 |
| 2022— | Tri-City | 3-7 | 5.16 | 21 | 21 | 0 | 0 | 0 | 0 | 97.2 | 108 | 58 | 56 | 17 | 0 | 18 | 0 | 92 | 2 | 0 | .278 |
| 2023— | Tri-City | 1-1 | 5.53 | 16 | 1 | 0 | 3 | 0 | 0 | 27.2 | 40 | 20 | 17 | 6 | 0 | 5 | 0 | 36 | 1 | 0 | .339 |
| 2024— | ACL Angels | 1-0 | 0.00 | 4 | 0 | 0 | 2 | 0 | 0 | 4.2 | 2 | 1 | 0 | 0 | 0 | 0 | 0 | 6 | 0 | 0 | .118 |
| | Tri-City | 1-2 | 1.95 | 16 | 0 | 0 | 4 | 0 | 1 | 27.2 | 18 | 9 | 6 | 2 | 0 | 6 | 0 | 43 | 0 | 0 | .178 |
| MINOR TOTALS | | 9-11 | 4.22 | 64 | 25 | 0 | 10 | 0 | 1 | 179.0 | 184 | 94 | 84 | 26 | 0 | 32 | 0 | 203 | 4 | 0 | .263 |

CHRISTOPHER MONTILLA

RHP

AGE: 18 BORN: Feb. 8, 2007 in Caracas, VZ

RESIDES: Caracas, VZ

HT.: 6-2

WT.: 170

BATS & THROWS: Right

ACQUIRED: Signed as international free agent, Jan. 15, 2024

HIGH SCHOOL: —

COLLEGE: —

FULL NAME: Christopher Eduardo Montilla

SIGNED BY: Melvin Dorta (Angels)

| Year | Club | W-L | ERA | G | GS | CG | GF | SHO | SV | IP | H | R | ER | HR | HB | BB | IBB | SO | WP | BK | BAA |
|--------------|------------|-----|-------|---|----|----|----|-----|----|-----|---|----|----|----|----|----|-----|----|----|----|------|
| 2024— | DSL Angels | 0-1 | 16.50 | 6 | 0 | 0 | 1 | 0 | 0 | 6.0 | 9 | 11 | 11 | 2 | 4 | 11 | 0 | 6 | 4 | 0 | .346 |
| MINOR TOTALS | | 0-1 | 16.50 | 6 | 0 | 0 | 1 | 0 | 0 | 6.0 | 9 | 11 | 11 | 2 | 4 | 11 | 0 | 6 | 4 | 0 | .346 |

EMAILIN MONTILLA

LHP

AGE: 29 BORN: Oct. 2, 1995 in Neiba, DR

RESIDES: Neiba, DR

HT.: 6-3

WT.: 250

BATS & THROWS: Left

ACQUIRED: Signed as minor league free agent, Feb. 7, 2025

HIGH SCHOOL: —

COLLEGE: —

FULL NAME: Emailin Montilla

SIGNED BY: Arizona Diamondbacks

| Year | Club | W-L | ERA | G | GS | CG | GF | SHO | SV | IP | H | R | ER | HR | HB | BB | IBB | SO | WP | BK | BAA |
|--------------|-------------------|-----|-------|----|----|----|----|-----|----|--------------|----|----|----|----|----|----|-----|----|----|----|------|
| 2019— | Hiroshima | 0-2 | 14.54 | 2 | - | 0 | - | 0 | 0 | 4.1 | 11 | 8 | 7 | 1 | 0 | 4 | 0 | 8 | 1 | 0 | - |
| 2020— | Hiroshima | 0-0 | 18.00 | 1 | - | 0 | - | 0 | 0 | 1.0 | 3 | 2 | 2 | 0 | 0 | 0 | 0 | 0 | 0 | 0 | - |
| 2021— | | | | | | | | | | DID NOT PLAY | | | | | | | | | | | |
| 2022— | Parma (ITSA) | 8-1 | 1.68 | 10 | 10 | 0 | - | 0 | 0 | 48.1 | 28 | 12 | 9 | 3 | 0 | 9 | 0 | 67 | 5 | 1 | - |
| 2023— | ACL D-backs Black | 0-0 | 0.00 | 1 | 0 | 0 | 1 | 0 | 1 | 2.0 | 0 | 0 | 0 | 0 | 0 | 0 | 0 | 5 | 1 | 0 | .000 |
| | Visalia | 1-0 | 8.79 | 9 | 0 | 0 | 2 | 0 | 0 | 14.1 | 23 | 14 | 14 | 2 | 0 | 4 | 0 | 17 | 4 | 0 | .383 |
| | Hillsboro | 0-0 | 2.45 | 5 | 0 | 0 | 1 | 0 | 0 | 7.1 | 4 | 2 | 2 | 2 | 0 | 1 | 0 | 10 | 0 | 0 | .160 |
| | Amarillo | 0-1 | 6.00 | 11 | 1 | 0 | 2 | 0 | 0 | 15.0 | 20 | 16 | 10 | 0 | 0 | 9 | 1 | 15 | 3 | 0 | .313 |
| 2024— | Reno | 0-0 | 18.00 | 2 | 0 | 0 | 2 | 0 | 0 | 2.0 | 2 | 4 | 4 | 0 | 1 | 2 | 0 | 1 | 0 | 0 | .286 |
| | Amarillo | 1-0 | 8.15 | 16 | 0 | 0 | 6 | 0 | 0 | 17.2 | 28 | 19 | 16 | 3 | 0 | 12 | 0 | 15 | 2 | 0 | .354 |
| JAPAN TOTALS | | 0-2 | 15.19 | 3 | - | 0 | - | 0 | 0 | 5.1 | 14 | 10 | 9 | 1 | 0 | 4 | 0 | 8 | 1 | 0 | - |
| ITALY TOTALS | | 8-1 | 1.68 | 10 | 10 | 0 | - | 0 | 0 | 48.1 | 28 | 12 | 9 | 3 | 0 | 9 | 0 | 67 | 5 | 1 | - |
| MINOR TOTALS | | 2-1 | 7.10 | 44 | 1 | 0 | 14 | 0 | 1 | 58.1 | 77 | 55 | 46 | 7 | 1 | 28 | 1 | 63 | 10 | 0 | .318 |

CHRISTIAN MOORE

INF

For information, see 2025 Angels Players Section.

ALBERT MOREL

RHP

AGE: 17 BORN: Sept. 25, 2007 in Santiago de los Caballeros, DR

RESIDES: Santiago de los Caballeros, DR

HT.: 6-4

WT.: 180

BATS & THROWS: Right

ACQUIRED: Signed as international free agent, Jan. 15, 2025

HIGH SCHOOL: —

COLLEGE: —

FULL NAME: Albert Morel

SIGNED BY: Cesar Baez (Angels)

| Year | Club | W-L | ERA | G | GS | CG | GF | SHO | SV | IP | H | R | ER | HR | HB | BB | IBB | SO | WP | BK | BAA |
|------|------|-----|-----|---|----|----|----|-----|----|----|---|---|----|----|----|----|-----|----|----|----|-----|
|------|------|-----|-----|---|----|----|----|-----|----|----|---|---|----|----|----|----|-----|----|----|----|-----|

Will make professional debut in 2025



PLAYER DEVELOPMENT

FELIX MORROBEL

INF

AGE: 19 BORN: Sept. 24, 2005 in Baní, DR

RESIDES: Baní, DR

HT.: 6-0

WT.: 175

BATS: Switch THROWS: Right

ACQUIRED: Signed as international free agent, Jan. 15, 2023

HIGH SCHOOL: —

COLLEGE: —

FULL NAME: Felix Daniel Morrobel

SIGNED BY: Rusbell Cabrera (Angels)

| Year | Club | AVG | G | AB | R | H | 2B | 3B | HR | RBI | SH | SF | HBP | BB | IBB | SO | SB | CS | GDP | SLG | OBP | E |
|--------------|------------|------|----|-----|----|----|----|----|----|-----|----|----|-----|----|-----|----|----|----|-----|------|------|----|
| 2023— | DSL Angels | .286 | 42 | 161 | 21 | 46 | 4 | 2 | 0 | 20 | 0 | 1 | 1 | 8 | 0 | 13 | 11 | 8 | 1 | .335 | .322 | 8 |
| 2024— | ACL Angels | .308 | 15 | 52 | 10 | 16 | 1 | 0 | 0 | 4 | 2 | 0 | 0 | 8 | 0 | 8 | 5 | 2 | 0 | .327 | .400 | 6 |
| MINOR TOTALS | | .291 | 57 | 213 | 31 | 62 | 5 | 2 | 0 | 24 | 2 | 1 | 1 | 16 | 0 | 21 | 16 | 10 | 1 | .333 | .342 | 14 |

ANTHONY MULRINE

C

AGE: 26 BORN: Mar. 30, 1998 in Davie, FL

RESIDES: Davie, FL

HT.: 6-1

WT.: 205

BATS & THROWS: Right

ACQUIRED: 25th round of 2019 First-Year Player Draft

HIGH SCHOOL: St. Thomas Aquinas HS (Fort Lauderdale, FL)

COLLEGE: Samford University (Homewood, AL)

FULL NAME: Anthony Louis Mulrine

SIGNED BY: Todd Hogan (Angels)

| Year | Club | AVG | G | AB | R | H | 2B | 3B | HR | RBI | SH | SF | HBP | BB | IBB | SO | SB | CS | GDP | SLG | OBP | E |
|--------------|-------------|---------------------------------------|-----|-----|----|-----|----|----|----|-----|----|----|-----|----|-----|-----|----|----|------|------|------|----|
| 2019— | Orem | .250 | 45 | 128 | 24 | 32 | 6 | 1 | 5 | 26 | 0 | 1 | 14 | 16 | 0 | 33 | 0 | 2 | 2 | .430 | .390 | 5 |
| 2020— | | DID NOT PLAY - No Minor League Season | | | | | | | | | | | | | | | | | | | | |
| 2021— | Rocket City | .217 | 55 | 166 | 16 | 36 | 7 | 0 | 4 | 17 | 0 | 1 | 11 | 16 | 0 | 42 | 0 | 1 | 4 | .331 | .325 | 2 |
| | Salt Lake | .118 | 5 | 17 | 1 | 2 | 0 | 0 | 0 | 0 | 0 | 0 | 3 | 0 | 7 | 0 | 0 | 1 | .118 | .250 | 0 | |
| 2022— | Rocket City | .160 | 45 | 144 | 19 | 23 | 5 | 0 | 1 | 12 | 0 | 0 | 6 | 19 | 0 | 43 | 0 | 0 | 4 | .215 | .284 | 2 |
| | Salt Lake | .159 | 20 | 63 | 3 | 10 | 2 | 0 | 0 | 4 | 1 | 0 | 3 | 3 | 0 | 24 | 1 | 0 | 1 | .190 | .232 | 3 |
| 2023— | Salt Lake | .149 | 20 | 47 | 6 | 7 | 2 | 0 | 0 | 1 | 0 | 0 | 2 | 7 | 0 | 13 | 0 | 0 | 1 | .191 | .286 | 0 |
| | Rocket City | .180 | 22 | 61 | 5 | 11 | 3 | 0 | 1 | 9 | 4 | 0 | 4 | 9 | 0 | 17 | 0 | 0 | 1 | .279 | .324 | 3 |
| 2024— | Salt Lake | .239 | 22 | 67 | 9 | 16 | 3 | 0 | 1 | 8 | 3 | 0 | 2 | 8 | 0 | 18 | 0 | 0 | 3 | .328 | .338 | 1 |
| MINOR TOTALS | | .198 | 234 | 693 | 83 | 137 | 28 | 1 | 12 | 77 | 8 | 2 | 42 | 81 | 0 | 197 | 1 | 3 | 17 | .293 | .318 | 16 |

LUKE MURPHY

RHP

AGE: 25 BORN: Nov. 5, 1999 in Nashville, TN

RESIDES: Springfield, TN

HT.: 6-5

WT.: 190

BATS & THROWS: Right

ACQUIRED: Fourth round of 2021 First-Year Player Draft

HIGH SCHOOL: East Robertson HS (Cross Plains, TN)

COLLEGE: Vanderbilt University

FULL NAME: Luke Evan Murphy

SIGNED BY: Joel Murrie (Angels)

| Year | Club | W-L | ERA | G | GS | CG | GF | SHO | SV | IP | H | R | ER | HR | HB | BB | IBB | SO | WP | BK | BAA |
|--------------|-------------|------|------|-----|----|----|----|-----|----|-------|-----|----|----|----|----|----|-----|-----|----|----|------|
| 2021— | Tri-City | 0-1 | 3.00 | 7 | 0 | 0 | 5 | 0 | 2 | 9.0 | 7 | 3 | 3 | 0 | 0 | 1 | 0 | 15 | 1 | 0 | .206 |
| 2022— | Rocket City | 7-2 | 2.62 | 37 | 0 | 0 | 3 | 0 | 1 | 44.2 | 25 | 13 | 13 | 0 | 2 | 26 | 0 | 52 | 1 | 0 | .164 |
| 2023— | Rocket City | 3-3 | 4.96 | 44 | 1 | 0 | 10 | 0 | 2 | 49.0 | 53 | 33 | 27 | 4 | 1 | 27 | 0 | 62 | 4 | 2 | .275 |
| 2024— | Rocket City | 0-1 | 5.29 | 27 | 0 | 0 | 11 | 0 | 2 | 32.1 | 38 | 23 | 19 | 5 | 6 | 10 | 0 | 37 | 2 | 0 | .288 |
| | Tri-City | 0-0 | 0.86 | 16 | 0 | 0 | 16 | 0 | 8 | 21.0 | 12 | 2 | 2 | 0 | 0 | 5 | 0 | 30 | 0 | 1 | .167 |
| MINOR TOTALS | | 10-7 | 3.69 | 131 | 1 | 0 | 45 | 0 | 15 | 156.0 | 135 | 74 | 64 | 9 | 9 | 69 | 0 | 196 | 8 | 3 | .232 |

SAM Y NATERA JR.

LHP

For information, see 2025 Angels Players Section.

RYAN NICHOLSON

INF

AGE: 24 BORN: Aug. 29, 2000 in Westwood, CA

RESIDES: Louisville, KY

HT.: 6-4

WT.: 220

BATS & THROWS: Left

ACQUIRED: 10th round of 2024 First-Year Player Draft

HIGH SCHOOL: St. Xavier HS (Louisville, KY)

COLLEGE: University of Kentucky, University of Cincinnati

FULL NAME: Ryan Demetri Nicholson

SIGNED BY: Dennis Moeller (Angels)

| Year | Club | AVG | G | AB | R | H | 2B | 3B | HR | RBI | SH | SF | HBP | BB | IBB | SO | SB | CS | GDP | SLG | OBP | E |
|--------------|---------------|------|----|-----|----|----|----|----|----|-----|----|----|-----|----|-----|----|----|----|-----|------|------|---|
| 2024— | Inland Empire | .292 | 30 | 113 | 22 | 33 | 12 | 0 | 4 | 25 | 0 | 0 | 4 | 17 | 0 | 23 | 1 | 0 | 4 | .504 | .403 | 1 |
| | Rocket City | .167 | 3 | 12 | 0 | 2 | 0 | 0 | 0 | 2 | 0 | 1 | 0 | 1 | 0 | 4 | 0 | 0 | 1 | .167 | .214 | 0 |
| MINOR TOTALS | | .280 | 33 | 125 | 22 | 35 | 12 | 0 | 4 | 27 | 0 | 1 | 4 | 18 | 0 | 27 | 1 | 0 | 5 | .472 | .385 | 1 |

PEYTON OLEJNIK

RHP

AGE: 22 BORN: Dec. 4, 2002 in LaPorte, IN

RESIDES: Cedar Lake, IN

HT.: 6-10

WT.: 210

BATS: Left THROWS: Right

ACQUIRED: Sixth round of 2024 First-Year Player Draft

HIGH SCHOOL: Hanover Central HS (Cedar Lake, IN)

COLLEGE: Miami University (Oxford, OH), University of Oklahoma

FULL NAME: Peyton Thomas Olejnik

SIGNED BY: Dennis Moeller (Angels)

| Year | Club | W-L | ERA | G | GS | CG | GF | SHO | SV | IP | H | R | ER | HR | HB | BB | IBB | SO | WP | BK | BAA |
|--------------|---------------|-----|------|---|----|----|----|-----|----|-----|---|---|----|----|----|----|-----|----|----|----|------|
| 2024— | Inland Empire | 0-0 | 2.84 | 4 | 4 | 0 | 0 | 0 | 0 | 6.1 | 2 | 2 | 2 | 0 | 1 | 3 | 0 | 11 | 0 | 0 | .095 |
| MINOR TOTALS | | 0-0 | 2.84 | 4 | 4 | 0 | 0 | 0 | 0 | 6.1 | 2 | 2 | 2 | 0 | 1 | 3 | 0 | 11 | 0 | 0 | .095 |

PLAYER DEVELOPMENT



CAPRI ORTIZ

INF

AGE: 19 BORN: Apr. 1, 2005 in Santo Domingo, DR

BATS: Switch THROWS: Right

HIGH SCHOOL: —

FULL NAME: Capri Junior Ortiz

| Year | Club | AVG | G | AB | R | H | 2B | 3B | HR | RBI | SH | SF | HBP | BB | IBB | SO | SB | CS | GDP | SLG | OBP | E |
|--------------|---------------|------|-----|-----|-----|-----|----|----|----|-----|----|----|-----|----|-----|-----|----|----|-----|------|------|----|
| 2022— | DSL Angels | .241 | 53 | 191 | 28 | 46 | 7 | 5 | 2 | 26 | 3 | 1 | 4 | 14 | 0 | 52 | 16 | 8 | 2 | .361 | .305 | 26 |
| 2023— | ACL Angels | .273 | 53 | 194 | 39 | 53 | 8 | 3 | 0 | 22 | 3 | 1 | 3 | 29 | 0 | 68 | 30 | 7 | 1 | .345 | .374 | 8 |
| 2024— | Inland Empire | .265 | 113 | 400 | 57 | 106 | 15 | 7 | 4 | 46 | 1 | 1 | 10 | 50 | 1 | 127 | 22 | 8 | 3 | .368 | .360 | 13 |
| MINOR TOTALS | | .261 | 219 | 785 | 124 | 205 | 30 | 15 | 6 | 94 | 7 | 3 | 17 | 93 | 1 | 247 | 68 | 23 | 6 | .361 | .351 | 47 |

RESIDES: Santo Domingo, DR

HT.: 6-0

WT.: 165

ACQUIRED: Signed as international free agent, Jan. 15, 2022

COLLEGE: —

SIGNED BY: Rusbell Cabrera (Angels)

FRAN OSCELL III

RHP

AGE: 22 BORN: Oct. 18, 2002 in Bryn Mawr, PA

BATS & THROWS: Right

HIGH SCHOOL: Malvern Preparatory School (Malvern, PA)

FULL NAME: Francis Joseph Oshell III

| Year | Club | W-L | ERA | G | GS | CG | GF | SHO | SV | IP | H | R | ER | HR | HB | BB | SO | WP | BK | BAA |
|------|------|-----|-----|---|----|----|----|-----|----|----|---|---|----|----|----|----|----|----|----|-----|
|------|------|-----|-----|---|----|----|----|-----|----|----|---|---|----|----|----|----|----|----|----|-----|

Will make professional debut in 2025

RESIDES: Phoenixville, PA

HT.: 6-6

WT.: 235

ACQUIRED: 12th round of 2024 First-Year Player Draft

COLLEGE: Duke University (Durham, NC)

SIGNED BY: Nick Gorneault (Angels)

BRYCE OSMOND

RHP

AGE: 24 BORN: Sept. 5, 2000 in Tulsa, OK

BATS & THROWS: Right

HIGH SCHOOL: Jenks HS (Jenks, OK)

FULL NAME: William Bryce Osmond

| Year | Club | W-L | ERA | G | GS | CG | GF | SHO | SV | IP | H | R | ER | HR | HB | BB | IBB | SO | WP | BK | BAA |
|--------------|-------------|-----|------|----|----|----|----|-----|----|------------------------|----|----|----|----|----|----|-----|-----|----|----|------|
| 2023— | Tri-City | 4-7 | 3.55 | 20 | 20 | 0 | 0 | 0 | 0 | 83.2 | 79 | 44 | 33 | 11 | 8 | 37 | 0 | 88 | 5 | 3 | .247 |
| | Rocket City | 0-2 | 9.00 | 3 | 3 | 0 | 0 | 0 | 0 | 13.0 | 15 | 13 | 13 | 4 | 0 | 10 | 0 | 12 | 1 | 0 | .288 |
| 2024— | | | | | | | | | | DID NOT PLAY - INJURED | | | | | | | | | | | |
| MINOR TOTALS | | 4-9 | 4.28 | 23 | 23 | 0 | 0 | 0 | 0 | 96.2 | 94 | 57 | 46 | 15 | 8 | 47 | 0 | 100 | 6 | 3 | .253 |

RESIDES: Tulsa, OK

HT.: 6-3

WT.: 185

ACQUIRED: 15th round of 2022 First-Year Player Draft

COLLEGE: Oklahoma State University

SIGNED BY: KJ Hendricks (Angels)

CESAR PAREDES

INF

AGE: 16 BORN: June 5, 2008 in San Francisco de Macoris, DR

BATS & THROWS: Right

HIGH SCHOOL: —

FULL NAME: Cesar Paredes

| Year | Club | AVG | G | AB | R | H | 2B | 3B | HR | RBI | SH | SF | HBP | BB | IBB | SO | SB | CS | GDP | SLG | OBP | E |
|------|------|-----|---|----|---|---|----|----|----|-----|----|----|-----|----|-----|----|----|----|-----|-----|-----|---|
|------|------|-----|---|----|---|---|----|----|----|-----|----|----|-----|----|-----|----|----|----|-----|-----|-----|---|

Will make professional debut in 2025

RESIDES: San Francisco de Macoris, DR

HT.: 6-1

WT.: 175

ACQUIRED: Signed as international free agent, Jan. 15, 2025

COLLEGE: —

SIGNED BY: Jean Carlos Montalvo (Angels)

OSWALDO PATINO

INF

AGE: 18 BORN: July 3, 2006 in Mariara, VZ

BATS: Left THROWS: Right

HIGH SCHOOL: —

FULL NAME: Oswaldo Jose Patino

| Year | Club | AVG | G | AB | R | H | 2B | 3B | HR | RBI | SH | SF | HBP | BB | IBB | SO | SB | CS | GDP | SLG | OBP | E |
|--------------|------------|------|----|-----|----|----|----|----|----|-----|----|----|-----|----|-----|----|----|----|-----|------|------|---|
| 2023— | DSL Angels | .304 | 31 | 56 | 11 | 17 | 2 | 1 | 0 | 9 | 0 | 0 | 4 | 20 | 1 | 8 | 2 | 1 | 0 | .375 | .513 | 1 |
| 2024— | DSL Angels | .318 | 40 | 107 | 12 | 34 | 2 | 0 | 0 | 13 | 0 | 0 | 1 | 15 | 0 | 16 | 7 | 4 | 2 | .336 | .407 | 6 |
| MINOR TOTALS | | .313 | 71 | 163 | 23 | 51 | 4 | 1 | 0 | 22 | 0 | 0 | 5 | 35 | 1 | 24 | 9 | 5 | 2 | .350 | .448 | 7 |

RESIDES: Carabobo, VZ

HT.: 5-10

WT.: 160

ACQUIRED: Signed as international free agent, Jan. 15, 2023

COLLEGE: —

SIGNED BY: Joel Chicarelli (Angels)

CALEB PENDLETON

C

AGE: 22 BORN: Apr. 5, 2002 in Paoli, PA

BATS & THROWS: Right

HIGH SCHOOL: Jensen Beach HS (Jensen Beach, FL)

FULL NAME: Caleb Steven Pendleton

| Year | Club | AVG | G | AB | R | H | 2B | 3B | HR | RBI | SH | SF | HBP | BB | IBB | SO | SB | CS | GDP | SLG | OBP | E |
|--------------|---------------|------|----|-----|----|----|----|----|----|-----|----|----|-----|----|-----|----|----|----|-----|------|------|---|
| 2023— | ACL Angels | .250 | 1 | 4 | 0 | 1 | 0 | 0 | 0 | 1 | 0 | 0 | 0 | 0 | 0 | 1 | 0 | 0 | 0 | .250 | .250 | 0 |
| | Tri-City | .213 | 15 | 47 | 3 | 10 | 1 | 0 | 0 | 1 | 0 | 0 | 0 | 2 | 0 | 19 | 0 | 0 | 2 | .234 | .245 | 1 |
| 2024— | ACL Angels | .000 | 2 | 2 | 1 | 0 | 0 | 0 | 0 | 1 | 0 | 1 | 0 | 0 | 0 | 1 | 0 | 0 | 0 | .000 | .000 | 0 |
| | Tri-City | .234 | 19 | 64 | 4 | 15 | 6 | 0 | 0 | 5 | 0 | 0 | 0 | 1 | 0 | 23 | 3 | 0 | 0 | .328 | .246 | 4 |
| | Inland Empire | .213 | 20 | 61 | 9 | 13 | 2 | 1 | 2 | 12 | 0 | 0 | 1 | 8 | 0 | 21 | 0 | 0 | 2 | .377 | .314 | 1 |
| MINOR TOTALS | | .219 | 57 | 178 | 17 | 39 | 9 | 1 | 2 | 20 | 0 | 1 | 1 | 11 | 0 | 65 | 3 | 0 | 4 | .315 | .267 | 6 |

RESIDES: Palm City, FL

HT.: 6-2

WT.: 190

ACQUIRED: Signed as non-drafted free agent, July 11, 2023

COLLEGE: Florida Atlantic University (Boca Raton, FL)

SIGNED BY: Brandon McArthur (Angels)



PLAYER DEVELOPMENT

ROMAN PHANSALKAR

RHP

AGE: 26 BORN: June 2, 1998 in Edmond, OK
BATS & THROWS: Right
HIGH SCHOOL: Heritage Hall School (Oklahoma City, OK)
FULL NAME: Roman Phansalkar

RESIDES: Edmond, OK HT.: 6-1 WT.: 195
ACQUIRED: Seventh round of 2022 First-Year Player Draft
COLLEGE: Oklahoma State University
SIGNED BY: KJ Hendricks (Angels)

| Year | Club | W-L | ERA | G | GS | CG | GF | SHO | SV | IP | H | R | ER | HR | HB | BB | IBB | SO | WP | BK | BAA |
|--------------|---------------|------|------|----|----|----|----|-----|----|-------|-----|----|----|----|----|----|-----|-----|----|----|------|
| 2022 | Inland Empire | 2-0 | 5.29 | 12 | 0 | 0 | 1 | 0 | 0 | 17.0 | 14 | 11 | 10 | 2 | 1 | 12 | 0 | 14 | 1 | 0 | .219 |
| 2023 | Inland Empire | 2-0 | 3.21 | 9 | 0 | 0 | 4 | 0 | 0 | 14.0 | 11 | 5 | 5 | 1 | 0 | 10 | 0 | 20 | 4 | 0 | .212 |
| | Tri-City | 4-3 | 3.30 | 27 | 0 | 0 | 11 | 0 | 4 | 43.2 | 31 | 18 | 16 | 3 | 3 | 18 | 1 | 39 | 3 | 2 | .197 |
| 2024 | Tri-City | 1-3 | 6.34 | 33 | 0 | 0 | 12 | 0 | 1 | 44.0 | 49 | 36 | 31 | 6 | 6 | 30 | 1 | 46 | 3 | 0 | .285 |
| | Inland Empire | 2-2 | 1.84 | 9 | 0 | 0 | 9 | 0 | 1 | 14.2 | 10 | 6 | 3 | 1 | 1 | 5 | 3 | 10 | 0 | 1 | .204 |
| MINOR TOTALS | | 11-8 | 4.39 | 90 | 0 | 0 | 37 | 0 | 6 | 133.1 | 115 | 76 | 65 | 13 | 11 | 75 | 5 | 129 | 11 | 3 | .233 |

DYLAN PHILLIPS

LHP

AGE: 25 BORN: June 16, 1999 in Omaha, NE
BATS & THROWS: Left
HIGH SCHOOL: Creighton Preparatory School (Omaha, NE)
FULL NAME: Dylan Michael Phillips

RESIDES: Omaha, NE HT.: 6-0 WT.: 220
ACQUIRED: Eighth round of 2022 First-Year Player Draft
COLLEGE: Kansas State University
SIGNED BY: Billy Lipari (Angels)

| Year | Club | W-L | ERA | G | GS | CG | GF | SHO | SV | IP | H | R | ER | HR | HB | BB | IBB | SO | WP | BK | BAA |
|--------------|---------------|-----|-------|----|----|----|----|-----|----|-------|-----|----|----|----|----|----|-----|-----|----|----|------|
| 2022 | ACL Angels | 0-1 | 13.50 | 2 | 0 | 0 | 0 | 0 | 0 | 1.1 | 4 | 2 | 2 | 0 | 0 | 1 | 0 | 2 | 0 | 0 | .500 |
| | Tri-City | 1-1 | 5.14 | 4 | 0 | 0 | 0 | 0 | 0 | 7.0 | 8 | 4 | 4 | 0 | 0 | 0 | 0 | 6 | 0 | 0 | .296 |
| 2023 | Inland Empire | 2-2 | 3.77 | 18 | 0 | 0 | 4 | 0 | 3 | 31.0 | 25 | 14 | 13 | 1 | 4 | 11 | 0 | 45 | 3 | 0 | .217 |
| | Tri-City | 0-1 | 6.66 | 20 | 0 | 0 | 7 | 0 | 0 | 24.1 | 26 | 20 | 18 | 0 | 4 | 9 | 0 | 31 | 5 | 0 | .274 |
| | Rocket City | 0-0 | 1.59 | 4 | 0 | 0 | 2 | 0 | 0 | 5.2 | 3 | 6 | 1 | 0 | 2 | 6 | 1 | 6 | 0 | 0 | .150 |
| 2024 | Tri-City | 3-3 | 3.31 | 41 | 0 | 0 | 13 | 0 | 1 | 54.1 | 45 | 24 | 20 | 1 | 6 | 21 | 0 | 64 | 11 | 1 | .224 |
| MINOR TOTALS | | 6-8 | 4.22 | 89 | 0 | 0 | 26 | 0 | 4 | 123.2 | 111 | 70 | 58 | 2 | 16 | 48 | 1 | 154 | 19 | 1 | .238 |

ADRIAN PLACENCIA

INF

AGE: 21 BORN: June 2, 2003 in Los Alcarizos, DR
BATS: Switch THROWS: Right
HIGH SCHOOL: —
FULL NAME: Adrian Placencia Feliz

RESIDES: Santiago, DR HT.: 5-11 WT.: 170
ACQUIRED: Signed as international free agent, July 2, 2019
COLLEGE: —
SIGNED BY: Jochy Cabrera & Rusbell Cabrera (Angels)

| Year | Club | AVG | G | AB | R | H | 2B | 3B | HR | RBI | SH | SF | HBP | BB | IBB | SO | SB | CS | GDP | SLG | OBP | E |
|--------------|---------------------------------------|------|-----|------|-----|-----|----|----|----|-----|----|----|-----|-----|-----|-----|----|----|-----|------|------|----|
| 2020 | DID NOT PLAY - No Minor League Season | | | | | | | | | | | | | | | | | | | | | |
| 2021 | ACL Angels | .175 | 43 | 143 | 29 | 25 | 3 | 3 | 5 | 19 | 0 | 0 | 4 | 28 | 0 | 49 | 4 | 2 | 3 | .343 | .326 | 11 |
| 2022 | Inland Empire | .254 | 104 | 382 | 83 | 97 | 23 | 2 | 13 | 64 | 0 | 2 | 8 | 76 | 0 | 142 | 21 | 8 | 4 | .427 | .387 | 16 |
| 2023 | Tri-City | .218 | 109 | 390 | 59 | 85 | 15 | 2 | 9 | 46 | 3 | 3 | 2 | 82 | 0 | 133 | 24 | 11 | 3 | .336 | .354 | 13 |
| | Rocket City | .170 | 14 | 53 | 5 | 9 | 0 | 0 | 1 | 4 | 1 | 1 | 1 | 4 | 0 | 24 | 0 | 0 | 0 | .226 | .237 | 5 |
| 2024 | Inland Empire | .258 | 57 | 190 | 38 | 49 | 13 | 2 | 11 | 34 | 1 | 1 | 6 | 44 | 0 | 74 | 4 | 2 | 3 | .521 | .411 | 13 |
| | Tri-City | .208 | 51 | 183 | 23 | 38 | 4 | 2 | 1 | 14 | 3 | 1 | 5 | 31 | 0 | 75 | 4 | 5 | 4 | .268 | .336 | 10 |
| MINOR TOTALS | | .226 | 378 | 1341 | 237 | 303 | 58 | 11 | 40 | 181 | 8 | 8 | 26 | 265 | 0 | 497 | 57 | 28 | 17 | .375 | .362 | 68 |

MARLON QUINTERO

C

AGE: 18 BORN: Nov. 27, 2006 in Panama City, Panama
BATS & THROWS: Right
HIGH SCHOOL: —
FULL NAME: Marlon Enrique Quintero

RESIDES: Panama City, Panama HT.: 5-10 WT.: 160
ACQUIRED: Signed as international free agent, Jan. 15, 2024
COLLEGE: —
SIGNED BY: Raul Gonzalez (Angels)

| Year | Club | AVG | G | AB | R | H | 2B | 3B | HR | RBI | SH | SF | HBP | BB | IBB | SO | SB | CS | GDP | SLG | OBP | E |
|--------------|------------|------|----|----|----|----|----|----|----|-----|----|----|-----|----|-----|----|----|----|-----|------|------|---|
| 2024 | DSL Angels | .240 | 16 | 50 | 13 | 12 | 1 | 2 | 0 | 4 | 1 | 0 | 3 | 10 | 0 | 4 | 3 | 0 | 2 | .340 | .367 | 1 |
| MINOR TOTALS | | .240 | 16 | 50 | 13 | 12 | 1 | 2 | 0 | 4 | 1 | 0 | 3 | 10 | 0 | 4 | 3 | 0 | 2 | .340 | .367 | 1 |

NELSON RADA

OF

For information, see 2025 Angels Players Section.

PLAYER DEVELOPMENT



ALEXANDER RAMIREZ

OF

AGE: 22 BORN: Aug. 29, 2002 in San Cristóbal, DR

BATS & THROWS: Right

HIGH SCHOOL: —

FULL NAME: Alexander Ramirez

RESIDES: San Cristóbal, DR

HT.: 6-2

WT.: 230

ACQUIRED: Signed as international free agent, Aug. 29, 2018

COLLEGE: —

SIGNED BY: Frank Tejeda (Angels)

| Year | Club | AVG | G | AB | R | H | 2B | 3B | HR | RBI | SH | SF | HBP | BB | IBB | SO | SB | CS | GDP | SLG | OBP | E |
|--------------|---------------|------|-----|------|-----|-----|----|----|----|-----|----|----|-----|-----|-----|-----|----|----|-----|------|------|----|
| 2019— | DSL Angels | .234 | 39 | 154 | 37 | 36 | 8 | 5 | 4 | 19 | 0 | 1 | 6 | 16 | 0 | 59 | 6 | 0 | 0 | .429 | .328 | 3 |
| 2020— | | | | | | | | | | | | | | | | | | | | | | |
| 2021— | ACL Angels | .276 | 35 | 127 | 30 | 35 | 7 | 4 | 5 | 27 | 0 | 1 | 4 | 22 | 0 | 50 | 3 | 3 | 3 | .512 | .396 | 1 |
| | Inland Empire | .083 | 19 | 72 | 4 | 6 | 0 | 1 | 0 | 4 | 0 | 0 | 2 | 7 | 0 | 34 | 1 | 1 | 1 | .111 | .185 | 1 |
| 2022— | Inland Empire | .229 | 118 | 475 | 67 | 109 | 24 | 5 | 8 | 59 | 0 | 3 | 11 | 31 | 0 | 160 | 21 | 8 | 6 | .352 | .290 | 5 |
| 2023— | Tri-City | .247 | 114 | 429 | 53 | 106 | 23 | 5 | 4 | 44 | 3 | 3 | 8 | 23 | 0 | 170 | 23 | 7 | 2 | .352 | .296 | 6 |
| 2024— | ACL Angels | .191 | 20 | 47 | 7 | 9 | 0 | 2 | 1 | 5 | 0 | 0 | 2 | 3 | 0 | 20 | 1 | 1 | 2 | .340 | .269 | 0 |
| | Inland Empire | .274 | 43 | 146 | 36 | 40 | 5 | 2 | 9 | 28 | 0 | 2 | 3 | 25 | 1 | 60 | 5 | 1 | 2 | .521 | .386 | 1 |
| MINOR TOTALS | | .235 | 388 | 1450 | 234 | 341 | 67 | 24 | 31 | 186 | 3 | 10 | 36 | 127 | 1 | 553 | 60 | 21 | 16 | .379 | .311 | 17 |

LUCAS RAMIREZ

OF

AGE: 19 BORN: Jan. 6, 2006 in Weston, FL

BATS: Left THROWS: Right

HIGH SCHOOL: American Heritage School (Plantation, FL)

FULL NAME: Lucas Monteiro Ramirez

RESIDES: Weston, FL

HT.: 6-3

WT.: 205

ACQUIRED: 17th round of 2024 First-Year Player Draft

COLLEGE: —

SIGNED BY: Luis Raffan (Angels)

| Year | Club | AVG | G | AB | R | H | 2B | 3B | HR | RBI | SH | SF | HBP | BB | IBB | SO | SB | CS | GDP | SLG | OBP | E |
|------|------|-----|---|----|---|---|----|----|----|-----|----|----|-----|----|-----|----|----|----|-----|-----|-----|---|
|------|------|-----|---|----|---|---|----|----|----|-----|----|----|-----|----|-----|----|----|----|-----|-----|-----|---|

Will make professional debut in 2025

JOE REDFIELD

OF

AGE: 23 BORN: Oct. 18, 2001 in Waco, TX

BATS: Left THROWS: Right

HIGH SCHOOL: Waco Midway HS (Waco, TX)

FULL NAME: Joseph Edington Redfield

RESIDES: Woodway, TX

HT.: 6-2

WT.: 200

ACQUIRED: Fourth round of 2023 First-Year Player Draft

COLLEGE: Sam Houston State University

SIGNED BY: Brian Gordon (Angels)

| Year | Club | AVG | G | AB | R | H | 2B | 3B | HR | RBI | SH | SF | HBP | BB | IBB | SO | SB | CS | GDP | SLG | OBP | E |
|--------------|---------------|------|-----|-----|----|-----|----|----|----|-----|----|----|-----|----|-----|-----|----|----|-----|------|------|---|
| 2023— | ACL Angels | .200 | 3 | 10 | 1 | 2 | 1 | 0 | 0 | 1 | 0 | 0 | 1 | 1 | 0 | 1 | 1 | 1 | 0 | .300 | .333 | 0 |
| | Tri-City | .255 | 12 | 47 | 8 | 12 | 3 | 1 | 1 | 8 | 0 | 0 | 1 | 5 | 0 | 10 | 2 | 1 | 0 | .426 | .340 | 0 |
| 2024— | Inland Empire | .288 | 57 | 219 | 50 | 63 | 7 | 4 | 4 | 30 | 5 | 2 | 1 | 33 | 1 | 47 | 15 | 3 | 2 | .411 | .380 | 1 |
| | Tri-City | .237 | 56 | 232 | 25 | 55 | 8 | 2 | 1 | 23 | 5 | 1 | 4 | 14 | 0 | 48 | 15 | 4 | 3 | .302 | .291 | 0 |
| MINOR TOTALS | | .260 | 128 | 508 | 84 | 132 | 19 | 7 | 6 | 62 | 10 | 3 | 7 | 53 | 1 | 106 | 33 | 9 | 5 | .360 | .336 | 1 |

ZACHARY REDNER

RHP

AGE: 20 BORN: Dec. 6, 2004 in Brandon, FL

BATS: Left THROWS: Right

HIGH SCHOOL: Strawberry Crest HS (Dover, FL)

FULL NAME: Zachary Redner

RESIDES: Seffner, FL

HT.: 6-0

WT.: 200

ACQUIRED: 20th round of 2024 First-Year Player Draft

COLLEGE: Hillsborough CC (Tampa, FL)

SIGNED BY: Luis Raffan (Angels)

| Year | Club | W-L | ERA | G | GS | CG | GF | SHO | SV | IP | H | R | ER | HR | HB | BB | IBB | SO | WP | BK | BAA |
|------|------|-----|-----|---|----|----|----|-----|----|----|---|---|----|----|----|----|-----|----|----|----|-----|
|------|------|-----|-----|---|----|----|----|-----|----|----|---|---|----|----|----|----|-----|----|----|----|-----|

Will make professional debut in 2025

YOKELVIN REYES

LHP

AGE: 20 BORN: Mar. 29, 2004 in San Cristóbal, DR

BATS & THROWS: Left

HIGH SCHOOL: —

FULL NAME: Yokelvin Reyes

RESIDES: San Cristóbal, DR

HT.: 6-1

WT.: 195

ACQUIRED: Signed as international free agent, Apr. 15, 2021

COLLEGE: —

SIGNED BY: Rusbell Cabrera (Angels)

| Year | Club | W-L | ERA | G | GS | CG | GF | SHO | SV | IP | H | R | ER | HR | HB | BB | IBB | SO | WP | BK | BAA |
|--------------|------------|-----|-------|----|----|----|----|-----|----|------|----|----|----|----|----|----|-----|-----|----|----|------|
| 2021— | DSL Angels | 3-1 | 3.10 | 12 | 1 | 0 | 2 | 0 | 1 | 20.1 | 17 | 8 | 7 | 0 | 2 | 17 | 0 | 26 | 4 | 1 | .239 |
| 2022— | DSL Angels | 0-2 | 10.80 | 8 | 0 | 0 | 4 | 0 | 0 | 11.2 | 21 | 16 | 14 | 0 | 3 | 6 | 0 | 12 | 3 | 0 | .375 |
| 2023— | DSL Angels | 2-1 | 4.03 | 14 | 0 | 0 | 3 | 0 | 0 | 22.1 | 18 | 11 | 10 | 1 | 4 | 10 | 0 | 29 | 5 | 2 | .214 |
| 2024— | DSL Angels | 2-1 | 4.06 | 15 | 0 | 0 | 3 | 0 | 2 | 31.0 | 40 | 16 | 14 | 2 | 3 | 13 | 0 | 33 | 4 | 0 | .320 |
| MINOR TOTALS | | 7-5 | 4.75 | 49 | 1 | 0 | 12 | 0 | 3 | 85.1 | 96 | 51 | 45 | 3 | 12 | 46 | 0 | 100 | 16 | 3 | .286 |

ALBERTO RIOS

C

For information, see 2025 Angels Players Section.



PLAYER DEVELOPMENT

ELIEZER RIVERO

C

AGE: 19 BORN: Mar. 29, 2005 in Valencia, VZ

RESIDES: Valencia, VZ

HT.: 6-0

WT.: 180

BATS & THROWS: Right

ACQUIRED: Signed as international free agent, Jan. 15, 2022

HIGH SCHOOL: —

COLLEGE: —

FULL NAME: Eliezer Jose Rivero

SIGNED BY: Marlon Urdaneta & Joel Chicarelli (Angels)

| Year | Club | AVG | G | AB | R | H | 2B | 3B | HR | RBI | SH | SF | HBP | BB | IBB | SO | SB | CS | GDP | SLG | OBP | E |
|--------------|------------|------|----|-----|----|----|----|----|----|-----|----|----|-----|----|-----|----|----|----|-----|------|------|---|
| 2022— | DSL Angels | .284 | 23 | 67 | 13 | 19 | 3 | 0 | 0 | 5 | 1 | 0 | 3 | 5 | 0 | 12 | 2 | 2 | 3 | .328 | .360 | 1 |
| 2023— | ACL Angels | .244 | 14 | 45 | 8 | 11 | 2 | 0 | 0 | 6 | 0 | 1 | 2 | 4 | 0 | 15 | 2 | 0 | 2 | .289 | .327 | 2 |
| 2024— | ACL Angels | .243 | 17 | 37 | 8 | 9 | 1 | 0 | 0 | 4 | 2 | 1 | 2 | 8 | 0 | 11 | 3 | 1 | 0 | .270 | .396 | 3 |
| MINOR TOTALS | | .262 | 54 | 149 | 29 | 39 | 6 | 0 | 0 | 15 | 3 | 2 | 7 | 17 | 0 | 38 | 7 | 3 | 5 | .302 | .360 | 6 |

SEBASTIÁN RIVERO

C

For information, see 2025 Angels Players Section.

KYLE ROCHE

RHP

AGE: 23 BORN: Sept. 14, 2001 in Braintree, MA

RESIDES: Braintree, MA

HT.: 6-0

WT.: 190

BATS & THROWS: Right

ACQUIRED: Signed as non-drafted free agent, July 23, 2024

HIGH SCHOOL: Braintree HS (Braintree, MA)

COLLEGE: Franklin Pierce University (Rindge, NH)

FULL NAME: Kyle Roche

SIGNED BY: Drew Dominguez (Angels)

| Year | Club | W-L | ERA | G | GS | CG | GF | SHO | SV | IP | H | R | ER | HR | HB | BB | IBB | SO | WP | BK | BAA |
|--------------------------------------|------|-----|-----|---|----|----|----|-----|----|----|---|---|----|----|----|----|-----|----|----|----|-----|
| Will make professional debut in 2025 | | | | | | | | | | | | | | | | | | | | | |

GUSTAVO RODRIGUEZ

RHP

AGE: 24 BORN: Jan. 8, 2001 in Cumana, VZ

RESIDES: Cumana, VZ

HT.: 6-3

WT.: 200

BATS & THROWS: Right

ACQUIRED: From Athletics in AAA Rule 5 Draft, Dec. 11, 2024

HIGH SCHOOL: —

COLLEGE: —

FULL NAME: Gustavo Jose Rodriguez

SIGNED BY: St. Louis Cardinals

| Year | Club | W-L | ERA | G | GS | CG | GF | SHO | SV | IP | H | R | ER | HR | HB | BB | IBB | SO | WP | BK | BAA |
|---------------------------------------|--------------------|-------|------|-----|----|----|----|-----|----|-------|-----|-----|-----|----|----|-----|-----|-----|----|----|-----|
| 2018— | DSL Cardinals Red | 0-1 | 2.25 | 8 | 1 | 0 | 2 | 0 | 0 | 12.0 | 12 | 6 | 3 | 0 | 0 | 8 | 0 | 4 | 1 | 0 | |
| 2019— | DSL Cardinals Blue | 4-1 | 2.04 | 12 | 12 | 0 | 0 | 0 | 0 | 57.1 | 51 | 22 | 13 | 1 | 5 | 11 | 0 | 53 | 4 | 1 | |
| DID NOT PLAY - No Minor League Season | | | | | | | | | | | | | | | | | | | | | |
| 2021— | Palm Beach | 0-5 | 7.36 | 16 | 10 | 0 | 3 | 0 | 0 | 40.1 | 51 | 40 | 33 | 3 | 2 | 27 | 0 | 41 | 8 | 1 | |
| | FCL Cardinals | 1-1 | 6.75 | 5 | 1 | 0 | 0 | 0 | 0 | 8.0 | 12 | 6 | 6 | 1 | 1 | 3 | 0 | 11 | 3 | 0 | |
| 2022— | Palm Beach | 3-2 | 2.65 | 27 | 1 | 0 | 9 | 0 | 3 | 57.2 | 40 | 20 | 17 | 4 | 1 | 26 | 1 | 66 | 4 | 1 | |
| 2023— | Palm Beach | 0-0 | 6.00 | 2 | 0 | 0 | 2 | 0 | 0 | 3.0 | 4 | 2 | 2 | 0 | 0 | 0 | 0 | 5 | 0 | 0 | |
| | Peoria | 8-4 | 4.81 | 38 | 0 | 0 | 8 | 0 | 2 | 67.1 | 64 | 37 | 36 | 7 | 4 | 38 | 1 | 70 | 3 | 0 | |
| 2024— | Palm Beach | 0-1 | 3.38 | 6 | 0 | 0 | 6 | 0 | 3 | 10.2 | 10 | 4 | 4 | 1 | 0 | 4 | 0 | 9 | 3 | 1 | |
| | Peoria | 0-1 | 4.76 | 16 | 0 | 0 | 8 | 0 | 1 | 22.2 | 28 | 14 | 12 | 0 | 1 | 10 | 0 | 26 | 4 | 0 | |
| MINOR TOTALS | | 16-16 | 4.06 | 130 | 25 | 0 | 38 | 0 | 9 | 279.0 | 272 | 151 | 126 | 17 | 14 | 127 | 2 | 285 | 30 | 4 | |

JAVIER RODRIGUEZ

RHP

AGE: 17 BORN: Jan. 24, 2008 in Chacao, VZ

RESIDES: Caracas, VZ

HT.: 6-2

WT.: 170

BATS & THROWS: Right

ACQUIRED: Signed as international free agent, Jan. 15, 2025

HIGH SCHOOL: —

COLLEGE: —

FULL NAME: Javier Andres Rodriguez

SIGNED BY: Dereck Blanco (Angels)

| Year | Club | W-L | ERA | G | GS | CG | GF | SHO | SV | IP | H | R | ER | HR | HB | BB | IBB | SO | WP | BK | BAA |
|--------------------------------------|------|-----|-----|---|----|----|----|-----|----|----|---|---|----|----|----|----|-----|----|----|----|-----|
| Will make professional debut in 2025 | | | | | | | | | | | | | | | | | | | | | |

LUIS RODRIGUEZ

INF

AGE: 20 BORN: Dec. 22, 2004 in Valencia, VZ

RESIDES: Valencia, VZ

HT.: 6-1

WT.: 175

BATS & THROWS: Right

ACQUIRED: Signed as international free agent, Jan. 15, 2022

HIGH SCHOOL: —

COLLEGE: —

FULL NAME: Luis Eduardo Rodriguez

SIGNED BY: Marlon Urdaneta & Joel Chicarelli (Angels)

| Year | Club | AVG | G | AB | R | H | 2B | 3B | HR | RBI | SH | SF | HBP | BB | IBB | SO | SB | CS | GDP | SLG | OBP | E |
|--------------|---------------|------|----|-----|----|----|----|----|----|-----|----|----|-----|----|-----|----|----|----|-----|------|------|----|
| 2023— | ACL Angels | .260 | 29 | 73 | 20 | 19 | 5 | 1 | 2 | 13 | 4 | 3 | 2 | 10 | 0 | 21 | 5 | 0 | 2 | .438 | .352 | 6 |
| 2024— | ACL Angels | .256 | 20 | 39 | 9 | 10 | 2 | 0 | 0 | 6 | 3 | 1 | 3 | 6 | 0 | 9 | 2 | 1 | 2 | .308 | .388 | 1 |
| | Inland Empire | .163 | 15 | 43 | 8 | 7 | 1 | 1 | 0 | 4 | 1 | 0 | 1 | 7 | 0 | 14 | 0 | 0 | 1 | .233 | .294 | 3 |
| MINOR TOTALS | | .232 | 64 | 155 | 37 | 36 | 8 | 2 | 2 | 23 | 8 | 4 | 6 | 23 | 0 | 44 | 7 | 1 | 5 | .348 | .346 | 10 |

PLAYER DEVELOPMENT



RAUDI RODRIGUEZ

OF

AGE: 21 BORN: July 7, 2003 in San Pedro de Macoris, DR

BATS & THROWS: Right

HIGH SCHOOL: Georgia Premier Academy (Statesboro, GA)

FULL NAME: Eric Raudi Rodriguez Alemán

RESIDES: Lawrence, MA

HT.: 6-0

WT.: 190

ACQUIRED: 19th round of 2023 First-Year Player Draft

COLLEGE: —

SIGNED BY: Chris McAlpin (Angels)

| Year | Club | AVG | G | AB | R | H | 2B | 3B | HR | RBI | SH | SF | HBP | BB | IBB | SO | SB | CS | GDP | SLG | OBP | E |
|--------------|------------|------|----|-----|----|----|----|----|----|-----|----|----|-----|----|-----|----|----|----|-----|------|------|---|
| 2023— | ACL Angels | .368 | 12 | 38 | 6 | 14 | 1 | 1 | 0 | 1 | 0 | 0 | 0 | 3 | 0 | 7 | 1 | 0 | 1 | .447 | .415 | 4 |
| 2024— | ACL Angels | .233 | 29 | 86 | 14 | 20 | 2 | 1 | 1 | 9 | 0 | 2 | 3 | 12 | 0 | 26 | 4 | 2 | 1 | .314 | .340 | 0 |
| MINOR TOTALS | | .274 | 41 | 124 | 20 | 34 | 3 | 2 | 1 | 10 | 0 | 2 | 3 | 15 | 0 | 33 | 5 | 2 | 2 | .355 | .361 | 4 |

VICTOR RODRIGUEZ

INF

AGE: 19 BORN: Jan. 24, 2006 in Mao, DR

BATS & THROWS: Right

HIGH SCHOOL: —

FULL NAME: Victor Jose Rodriguez

RESIDES: Mao, DR

HT.: 5-10

WT.: 185

ACQUIRED: Signed as international free agent, Jan. 15, 2023

COLLEGE: —

SIGNED BY: Jochy Cabrera (Angels)

| Year | Club | AVG | G | AB | R | H | 2B | 3B | HR | RBI | SH | SF | HBP | BB | IBB | SO | SB | CS | GDP | SLG | OBP | E |
|--------------|------------|------|----|-----|----|----|----|----|----|-----|----|----|-----|----|-----|-----|----|----|-----|------|------|----|
| 2023— | DSL Angels | .224 | 48 | 156 | 27 | 35 | 6 | 4 | 4 | 24 | 0 | 2 | 6 | 11 | 0 | 50 | 11 | 6 | 6 | .391 | .297 | 15 |
| 2024— | ACL Angels | .221 | 47 | 145 | 19 | 32 | 7 | 5 | 1 | 26 | 0 | 4 | 3 | 15 | 1 | 51 | 0 | 4 | 4 | .359 | .299 | 14 |
| MINOR TOTALS | | .223 | 95 | 301 | 46 | 67 | 13 | 9 | 5 | 50 | 0 | 6 | 9 | 26 | 1 | 101 | 11 | 10 | 10 | .375 | .298 | 29 |

DIEGO RONDON

C

AGE: 17 BORN: Sept. 14, 2007 in Los Teques, VZ

BATS: Left THROWS: Right

HIGH SCHOOL: —

FULL NAME: Diego Andres Rondon

RESIDES: Los Teques, VZ

HT.: 5-11

WT.: 160

ACQUIRED: Signed as international free agent, Jan. 15, 2025

COLLEGE: —

SIGNED BY: Dereck Blanco (Angels)

| Year | Club | AVG | G | AB | R | H | 2B | 3B | HR | RBI | SH | SF | HBP | BB | IBB | SO | SB | CS | GDP | SLG | OBP | E |
|--------------------------------------|------|-----|---|----|---|---|----|----|----|-----|----|----|-----|----|-----|----|----|----|-----|-----|-----|---|
| Will make professional debut in 2025 | | | | | | | | | | | | | | | | | | | | | | |

JORGE RUIZ

OF

AGE: 20 BORN: June 30, 2004 in Valencia, VZ

BATS & THROWS: Left

HIGH SCHOOL: —

FULL NAME: Jorge Alejandro Ruiz

RESIDES: San Cristóbal, DR

HT.: 5-10

WT.: 165

ACQUIRED: Signed as international free agent, May 12, 2021

COLLEGE: —

SIGNED BY: Felix Feliz (Angels)

| Year | Club | AVG | G | AB | R | H | 2B | 3B | HR | RBI | SH | SF | HBP | BB | IBB | SO | SB | CS | GDP | SLG | OBP | E |
|--------------|---------------|------|-----|------|-----|-----|----|----|----|-----|----|----|-----|----|-----|-----|----|----|-----|------|------|----|
| 2021— | DSL Angels | .270 | 53 | 174 | 32 | 47 | 9 | 2 | 1 | 15 | 2 | 3 | 11 | 22 | 0 | 25 | 19 | 6 | 1 | .362 | .381 | 1 |
| 2022— | ACL Angels | .335 | 53 | 203 | 36 | 68 | 12 | 2 | 0 | 23 | 2 | 1 | 4 | 12 | 0 | 20 | 8 | 2 | 2 | .414 | .382 | 3 |
| 2023— | Inland Empire | .304 | 73 | 296 | 49 | 90 | 19 | 3 | 3 | 52 | 4 | 4 | 10 | 28 | 1 | 54 | 13 | 4 | 5 | .419 | .379 | 3 |
| 2024— | Tri-County | .150 | 62 | 220 | 21 | 33 | 4 | 1 | 1 | 19 | 4 | 2 | 3 | 12 | 0 | 50 | 8 | 4 | 3 | .191 | .203 | 5 |
| | Inland Empire | .281 | 50 | 192 | 34 | 54 | 8 | 4 | 2 | 22 | 6 | 3 | 3 | 20 | 0 | 36 | 10 | 2 | 6 | .396 | .353 | 3 |
| MINOR TOTALS | | .269 | 291 | 1085 | 172 | 292 | 52 | 12 | 7 | 131 | 18 | 13 | 31 | 94 | 1 | 185 | 58 | 18 | 17 | .359 | .341 | 15 |

SAM RYAN

RHP

AGE: 26 BORN: Sept. 22, 1998 in Fairfax, VA

BATS & THROWS: Right

HIGH SCHOOL: Fairfax HS (Fairfax, VA)

FULL NAME: Samuel Thomas Ryan

RESIDES: Clifton, VA

HT.: 6-3

WT.: 210

ACQUIRED: Signed as minor league free agent, Jan. 24, 2025

COLLEGE: Virginia Commonwealth University (Richmond, VA)

SIGNED BY: Coulson Barbiche (Blue Jays)

| Year | Club | W-L | ERA | G | GS | CG | GF | SHO | SV | IP | H | R | ER | HR | HB | BB | IBB | SO | WP | BK | BAA |
|---|--------------------|-----|-------|----|----|----|----|-----|----|-------|-----|----|----|----|----|----|-----|-----|----|----|------|
| 2019— | Bluefield | 1-3 | 6.31 | 11 | 8 | 0 | 1 | 0 | 0 | 41.1 | 57 | 38 | 29 | 4 | 4 | 8 | 0 | 35 | 1 | 0 | .329 |
| 2020— DID NOT PLAY - No Minor League Season | | | | | | | | | | | | | | | | | | | | | |
| 2021— | Vancouver | 0-2 | 5.23 | 9 | 2 | 0 | 3 | 0 | 0 | 20.2 | 21 | 18 | 12 | 1 | 0 | 12 | 0 | 20 | 1 | 1 | .259 |
| | New Hampshire | 0-1 | 9.53 | 4 | 0 | 0 | 1 | 0 | 0 | 5.2 | 7 | 6 | 6 | 2 | 1 | 4 | 0 | 4 | 1 | 0 | .333 |
| 2022— | FCL Blue Jays | 1-0 | 1.50 | 4 | 0 | 0 | 0 | 0 | 0 | 6.0 | 4 | 1 | 1 | 0 | 1 | 1 | 0 | 6 | 0 | 0 | .190 |
| | Dunedin | 1-0 | 0.00 | 4 | 0 | 0 | 0 | 0 | 0 | 6.1 | 1 | 0 | 0 | 0 | 0 | 3 | 0 | 7 | 0 | 0 | .050 |
| | Vancouver | 1-0 | 13.50 | 7 | 0 | 0 | 1 | 0 | 0 | 7.1 | 11 | 15 | 11 | 4 | 0 | 10 | 0 | 4 | 0 | 0 | .333 |
| 2023— | Vancouver | 5-0 | 2.76 | 29 | 0 | 0 | 14 | 0 | 0 | 49.0 | 40 | 19 | 15 | 2 | 4 | 19 | 0 | 36 | 4 | 0 | .227 |
| 2024— | New England (Ind.) | 7-6 | 5.13 | 21 | 16 | 2 | - | 0 | 0 | 94.2 | 106 | 58 | 54 | 7 | 9 | 32 | - | 93 | 6 | 1 | .286 |
| MINOR TOTALS | | 9-6 | 4.89 | 68 | 10 | 0 | 20 | 0 | 0 | 136.1 | 141 | 97 | 74 | 13 | 10 | 57 | 0 | 112 | 7 | 1 | .269 |



PLAYER DEVELOPMENT

ANDRE SANCHEZ

RHP

AGE: 22 BORN: Feb. 5, 2003 in Cordoba, Mexico

RESIDES: Cordoba, Mexico

HT.: 5-10 WT.: 140

BATS & THROWS: Right

ACQUIRED: Signed as international free agent, May 19, 2022

HIGH SCHOOL: —

COLLEGE: —

FULL NAME: Andre Omar Sanchez

SIGNED BY: Cosme Valle (Angels)

| Year | Club | W-L | ERA | G | GS | CG | GF | SHO | SV | IP | H | R | ER | HR | HB | BB | IBB | SO | WP | BK | BAA |
|--------------|---------------|------|------|----|----|----|----|-----|----|-------|-----|-----|-----|----|----|-----|-----|-----|----|----|------|
| 2022— | DSL Angels | 5-2 | 5.11 | 13 | 2 | 0 | 5 | 0 | 1 | 44.0 | 33 | 27 | 25 | 2 | 6 | 23 | 0 | 47 | 6 | 0 | .208 |
| 2023— | ACL Angels | 2-2 | 8.03 | 11 | 2 | 0 | 4 | 0 | 1 | 24.2 | 31 | 23 | 22 | 3 | 1 | 8 | 0 | 22 | 3 | 0 | .307 |
| | Tri-City | 0-0 | 7.20 | 4 | 0 | 0 | 0 | 0 | 0 | 10.0 | 11 | 9 | 8 | 3 | 1 | 5 | 0 | 14 | 2 | 1 | .262 |
| 2024— | Inland Empire | 3-8 | 6.88 | 24 | 19 | 0 | 1 | 0 | 0 | 86.1 | 95 | 66 | 66 | 7 | 8 | 65 | 0 | 69 | 12 | 2 | .285 |
| MINOR TOTALS | 10-12 | 6.60 | 52 | 23 | 0 | 10 | 0 | 0 | 2 | 165.0 | 170 | 125 | 121 | 15 | 16 | 101 | 0 | 152 | 23 | 3 | .268 |

JADIEL SANCHEZ

OF

AGE: 23 BORN: May 10, 2001 in Arroyo, PR

RESIDES: Arroyo, PR

HT.: 6-2 WT.: 185

BATS: Switch THROWS: Right

ACQUIRED: From Philadelphia with OF Mickey Moniak in exchange for RHP Noah Syndergaard, Aug. 2, 2022

HIGH SCHOOL: Escuela Natividad Rodriguez Gonzalez (Arroyo, PR)

COLLEGE: —

FULL NAME: Jadiel Alexis Sanchez

SIGNED BY: Luis Raffan (Phillies)

| Year | Club | AVG | G | AB | R | H | 2B | 3B | HR | RBI | SH | SF | HBP | BB | IBB | SO | SB | CS | GDP | SLG | OBP | E |
|--------------|---------------------------------------|------|-----|------|-----|-----|----|----|----|-----|----|----|-----|----|-----|-----|----|----|-----|-------|------|----|
| 2019— | GCL Phillies West | .167 | 10 | 36 | 3 | 6 | 0 | 0 | 0 | 1 | 4 | 0 | 0 | 2 | 0 | 9 | 0 | 1 | 0 | .250 | .211 | 0 |
| 2020— | DID NOT PLAY - No Minor League Season | | | | | | | | | | | | | | | | | | | | | |
| 2021— | FCL Phillies | .217 | 7 | 23 | 2 | 5 | 0 | 0 | 0 | 4 | 0 | 1 | 0 | 3 | 0 | 5 | 1 | 0 | 0 | .217 | .296 | 0 |
| | Clearwater | .297 | 21 | 74 | 13 | 22 | 3 | 1 | 2 | 6 | 0 | 0 | 1 | 8 | 0 | 14 | 0 | 2 | 2 | .446 | .373 | 0 |
| 2022— | Clearwater | .236 | 38 | 140 | 13 | 33 | 5 | 2 | 6 | 19 | 0 | 3 | 1 | 10 | 0 | 27 | 2 | 2 | 1 | .429 | .286 | 3 |
| | FCL Phillies | .500 | 1 | 2 | 0 | 1 | 1 | 0 | 0 | 0 | 0 | 0 | 0 | 0 | 0 | 0 | 0 | 0 | 0 | 1.000 | .500 | 0 |
| | Inland Empire | .309 | 15 | 55 | 7 | 17 | 3 | 1 | 0 | 6 | 0 | 1 | 3 | 4 | 0 | 11 | 0 | 1 | 0 | .400 | .381 | 1 |
| 2023— | Inland Empire | .297 | 105 | 381 | 59 | 113 | 15 | 10 | 11 | 66 | 1 | 7 | 7 | 47 | 0 | 64 | 7 | 4 | 4 | .475 | .378 | 6 |
| 2024— | Tri-City | .215 | 85 | 312 | 33 | 67 | 14 | 3 | 8 | 36 | 1 | 4 | 5 | 24 | 1 | 66 | 2 | 1 | 5 | .356 | .278 | 1 |
| MINOR TOTALS | | .258 | 282 | 1023 | 130 | 264 | 41 | 17 | 28 | 141 | 2 | 16 | 17 | 98 | 1 | 196 | 12 | 11 | 12 | .413 | .328 | 11 |

YOLMER SÁNCHEZ

INF

For information, see 2025 Angels Players Section.

ANTHONY SANTA CRUZ DE OVIEDO

OF

AGE: 18 BORN: Mar. 15, 2007 in La Habana, CU

RESIDES: San Antonio de Guerra, DR

HT.: 6-3 WT.: 180

BATS: Left THROWS: Right

ACQUIRED: Signed as international free agent, Jan. 15, 2025

HIGH SCHOOL: —

COLLEGE: —

FULL NAME: Anthony Santa Cruz de Oviedo

SIGNED BY: Jean Carlos Montalvo (Angels)

| Year | Club | AVG | G | AB | R | H | 2B | 3B | HR | RBI | SH | SF | HBP | BB | IBB | SO | SB | CS | GDP | SLG | OBP | E |
|--------------------------------------|------|-----|---|----|---|---|----|----|----|-----|----|----|-----|----|-----|----|----|----|-----|-----|-----|---|
| Will make professional debut in 2025 | | | | | | | | | | | | | | | | | | | | | | |

JOSE SANTANA

INF

AGE: 17 BORN: Apr. 25, 2008 in San Pedro de Macoris, DR

RESIDES: San Pedro de Macoris, DR

HT.: 6-1 WT.: 170

BATS & THROWS: Right

ACQUIRED: Signed as international free agent, Jan. 15, 2025

HIGH SCHOOL: —

COLLEGE: —

FULL NAME: Jose Santana

SIGNED BY: Domingo Garcia (Angels)

| Year | Club | AVG | G | AB | R | H | 2B | 3B | HR | RBI | SH | SF | HBP | BB | IBB | SO | SB | CS | GDP | SLG | OBP | E |
|--------------------------------------|------|-----|---|----|---|---|----|----|----|-----|----|----|-----|----|-----|----|----|----|-----|-----|-----|---|
| Will make professional debut in 2025 | | | | | | | | | | | | | | | | | | | | | | |

ANTHONY SCULL

OF

AGE: 21 BORN: Jan. 26, 2004 in La Habana, CU

RESIDES: La Habana, CU

HT.: 6-0 WT.: 165

BATS & THROWS: Left

ACQUIRED: Signed as international free agent, Sept. 6, 2021

HIGH SCHOOL: —

COLLEGE: —

FULL NAME: Anthony Bruno Scull

SIGNED BY: Rusbell Cabrera (Angels)

| Year | Club | AVG | G | AB | R | H | 2B | 3B | HR | RBI | SH | SF | HBP | BB | IBB | SO | SB | CS | GDP | SLG | OBP | E |
|--------------|---------------|------|-----|-----|-----|-----|----|----|----|-----|----|----|-----|----|-----|-----|----|----|-----|------|------|---|
| 2021— | DSL Angels | .115 | 10 | 26 | 6 | 3 | 0 | 1 | 0 | 7 | 0 | 2 | 2 | 3 | 0 | 11 | 3 | 0 | 0 | .192 | .242 | 1 |
| 2022— | DSL Angels | .000 | 1 | 1 | 0 | 0 | 0 | 0 | 0 | 0 | 0 | 0 | 0 | 0 | 0 | 1 | 0 | 0 | 0 | .000 | .000 | 0 |
| | ACL Angels | .306 | 13 | 36 | 8 | 11 | 0 | 2 | 0 | 6 | 0 | 0 | 0 | 5 | 0 | 11 | 1 | 1 | 0 | .417 | .390 | 0 |
| 2023— | ACL Angels | .300 | 48 | 170 | 31 | 51 | 7 | 5 | 3 | 30 | 0 | 0 | 9 | 12 | 0 | 41 | 10 | 1 | 2 | .453 | .377 | 1 |
| 2024— | Inland Empire | .263 | 117 | 471 | 72 | 124 | 23 | 5 | 7 | 56 | 1 | 6 | 23 | 39 | 0 | 108 | 24 | 7 | 10 | .378 | .345 | 4 |
| MINOR TOTALS | | .268 | 189 | 704 | 117 | 189 | 30 | 13 | 10 | 99 | 1 | 8 | 34 | 59 | 0 | 172 | 38 | 9 | 12 | .391 | .350 | 6 |

PLAYER DEVELOPMENT



DAWRY SEGURA

RHP

AGE: 21 BORN: Aug. 5, 2003 in Moca, DR

BATS & THROWS: Right

HIGH SCHOOL: —

FULL NAME: Dawry Segura Almanzar

RESIDES: Moca, DR

HT.: 6-2 WT.: 140

ACQUIRED: Signed as international free agent, Aug. 5, 2019

COLLEGE: —

SIGNED BY: Jochy Cabrera & Aneudi Mercado (Angels)

| Year | Club | W-L | ERA | G | GS | CG | GF | SHO | SV | IP | H | R | ER | HR | HB | BB | IBB | SO | WP | BK | BAA |
|--------------|---------------|-----|------|----|----|----|----|-----|----|---------------------------------------|-----|----|----|----|----|----|-----|----|----|----|------|
| 2020— | | | | | | | | | | DID NOT PLAY - No Minor League Season | | | | | | | | | | | |
| 2021— | DSL Angels | 1-0 | 2.97 | 8 | 5 | 0 | 2 | 0 | 0 | 30.1 | 29 | 10 | 10 | 3 | 2 | 3 | 0 | 24 | 5 | 1 | .250 |
| 2022— | ACL Angels | 0-0 | 9.35 | 7 | 0 | 0 | 1 | 0 | 0 | 8.2 | 18 | 9 | 9 | 1 | 0 | 2 | 0 | 7 | 1 | 0 | .429 |
| 2023— | ACL Angels | 3-3 | 4.69 | 11 | 6 | 0 | 2 | 0 | 0 | 48.0 | 56 | 35 | 25 | 6 | 1 | 12 | 0 | 29 | 5 | 0 | .290 |
| 2024— | ACL Angels | 1-0 | 2.53 | 8 | 0 | 0 | 7 | 0 | 2 | 10.2 | 9 | 3 | 3 | 0 | 1 | 4 | 0 | 8 | 2 | 0 | .225 |
| | Inland Empire | 3-2 | 5.25 | 14 | 0 | 0 | 1 | 0 | 0 | 24.0 | 25 | 15 | 14 | 2 | 1 | 12 | 0 | 25 | 3 | 0 | .263 |
| MINOR TOTALS | | 8-5 | 4.51 | 48 | 11 | 0 | 13 | 0 | 2 | 121.2 | 137 | 72 | 61 | 12 | 5 | 33 | 0 | 93 | 16 | 1 | .282 |

HAYDEN SEIG

RHP

AGE: 26 BORN: Sept. 10, 1998 in Mechanicsburg, PA

BATS & THROWS: Right

HIGH SCHOOL: Mechanicsburg HS (Mechanicsburg, PA)

FULL NAME: Hayden John Seig

RESIDES: Mechanicsburg, PA

HT.: 6-5 WT.: 225

ACQUIRED: Signed as non-drafted free agent, Aug. 9, 2021

COLLEGE: St. Joseph's University (Philadelphia, PA)

SIGNED BY: Ross Vecchio (Angels)

| Year | Club | W-L | ERA | G | GS | CG | GF | SHO | SV | IP | H | R | ER | HR | HB | BB | IBB | SO | WP | BK | BAA |
|--------------|------------------|-------|------|-----|----|----|----|-----|----|-------|-----|----|----|----|----|----|-----|-----|----|----|------|
| 2021— | Fargo-Moor(Ind.) | 0-0 | 0.00 | 7 | 0 | 0 | 1 | 0 | 1 | 8.0 | 5 | 1 | 0 | 0 | 0 | 2 | 0 | 7 | 0 | 0 | — |
| 2022— | Inland Empire | 4-1 | 0.82 | 9 | 0 | 0 | 9 | 0 | 3 | 11.0 | 11 | 3 | 1 | 0 | 0 | 2 | 1 | 12 | 0 | 0 | .262 |
| | Tri-City | 3-2 | 6.34 | 26 | 0 | 0 | 2 | 0 | 0 | 32.2 | 53 | 29 | 23 | 4 | 3 | 13 | 0 | 26 | 8 | 0 | .371 |
| 2023— | Inland Empire | 2-0 | 1.13 | 4 | 0 | 0 | 1 | 0 | 0 | 8.0 | 5 | 1 | 1 | 0 | 0 | 2 | 0 | 14 | 0 | 0 | .172 |
| | Tri-City | 2-1 | 3.32 | 26 | 0 | 0 | 7 | 0 | 1 | 40.2 | 39 | 19 | 15 | 1 | 6 | 9 | 0 | 51 | 3 | 0 | .250 |
| | Salt Lake | 1-1 | 7.36 | 2 | 0 | 0 | 0 | 0 | 0 | 7.1 | 11 | 8 | 6 | 0 | 0 | 3 | 0 | 6 | 1 | 0 | .344 |
| | Rocket City | 1-1 | 2.57 | 4 | 0 | 0 | 2 | 0 | 1 | 7.0 | 4 | 2 | 2 | 1 | 0 | 2 | 0 | 5 | 0 | 0 | .167 |
| 2024— | Rocket City | 3-5 | 3.68 | 40 | 1 | 0 | 15 | 0 | 4 | 58.2 | 57 | 27 | 24 | 5 | 1 | 21 | 0 | 59 | 2 | 1 | .249 |
| | Salt Lake | 0-2 | 6.75 | 4 | 1 | 0 | 2 | 0 | 0 | 12.0 | 17 | 10 | 9 | 1 | 1 | 3 | 0 | 7 | 1 | 0 | .333 |
| MINOR TOTALS | | 16-13 | 4.11 | 115 | 2 | 0 | 38 | 0 | 9 | 177.1 | 197 | 99 | 81 | 12 | 11 | 55 | 1 | 180 | 15 | 1 | .279 |

MONTANA SEMMEL

RHP

AGE: 19 BORN: Jan. 1, 2002 in Stamford, CT

BATS & THROWS: Right

HIGH SCHOOL: Westhill HS (Stamford, CT)

FULL NAME: Montana Storm Semmel

RESIDES: Hobe Sound, FL

HT.: 6-3 WT.: 220

ACQUIRED: Signed as minor league free agent, Feb. 17, 2025

COLLEGE: —

SIGNED BY: Kelly Rodman (Yankees)

| Year | Club | W-L | ERA | G | GS | CG | GF | SHO | SV | IP | H | R | ER | HR | HB | BB | IBB | SO | WP | BK | BAA |
|--------------|------------------|------|------|----|----|----|----|-----|----|---------------------------------------|----|----|----|----|----|----|-----|-----|----|----|------|
| 2019— | GCL Yankees East | 0-1 | 2.89 | 6 | 0 | 0 | 4 | 0 | 0 | 9.1 | 8 | 4 | 3 | 0 | 0 | 4 | 0 | 4 | 0 | 0 | .235 |
| 2020— | | | | | | | | | | DID NOT PLAY - No Minor League Season | | | | | | | | | | | |
| 2021— | | | | | | | | | | DID NOT PLAY - INJURED | | | | | | | | | | | |
| 2022— | FCL Yankees | 2-2 | 2.08 | 16 | 0 | 0 | 11 | 0 | 3 | 21.2 | 10 | 6 | 5 | 1 | 4 | 5 | 0 | 23 | 1 | 1 | .135 |
| 2023— | FCL Yankees | 0-0 | 7.50 | 11 | 0 | 0 | 6 | 0 | 1 | 12.0 | 13 | 10 | 10 | 2 | 1 | 7 | 0 | 20 | 2 | 0 | .265 |
| | Tampa | 4-1 | 5.31 | 14 | 0 | 0 | 5 | 0 | 0 | 20.1 | 23 | 16 | 12 | 3 | 2 | 5 | 0 | 22 | 2 | 2 | .288 |
| 2024— | Tampa | 4-4 | 6.33 | 28 | 0 | 0 | 15 | 0 | 6 | 42.2 | 42 | 38 | 30 | 5 | 2 | 29 | 0 | 40 | 6 | 0 | .256 |
| MINOR TOTALS | | 10-8 | 5.09 | 75 | 0 | 0 | 41 | 0 | 10 | 106.0 | 96 | 74 | 60 | 11 | 9 | 50 | 0 | 109 | 11 | 3 | .239 |

ENDERJER SIFONTES

RHP

AGE: 22 BORN: Nov. 19, 2002 in Barcelona, VZ

BATS & THROWS: Right

HIGH SCHOOL: —

FULL NAME: Enderjer Jose Sifontes Diaz

RESIDES: Bellflower, CA

HT.: 6-0 WT.: 135

ACQUIRED: Signed as international free agent, July 2, 2019

COLLEGE: —

SIGNED BY: Edner Gonzalez (Angels)

| Year | Club | W-L | ERA | G | GS | CG | GF | SHO | SV | IP | H | R | ER | HR | HB | BB | IBB | SO | WP | BK | BAA |
|--------------|---------------|-----|------|----|----|----|----|-----|----|---------------------------------------|----|----|----|----|----|----|-----|----|----|----|------|
| 2020— | | | | | | | | | | DID NOT PLAY - No Minor League Season | | | | | | | | | | | |
| 2021— | DSL Angels | 0-1 | 5.87 | 3 | 3 | 0 | 0 | 0 | 0 | 7.2 | 11 | 6 | 5 | 0 | 1 | 2 | 0 | 7 | 0 | 0 | .324 |
| 2022— | | | | | | | | | | DID NOT PLAY - INJURED | | | | | | | | | | | |
| 2023— | ACL Angels | 0-0 | 9.00 | 5 | 1 | 0 | 1 | 0 | 0 | 6.0 | 10 | 8 | 6 | 0 | 1 | 3 | 0 | 3 | 2 | 0 | .333 |
| 2024— | ACL Angels | 3-2 | 3.15 | 14 | 3 | 0 | 3 | 0 | 1 | 34.1 | 32 | 18 | 12 | 2 | 1 | 26 | 0 | 30 | 6 | 1 | .246 |
| | Inland Empire | 2-0 | 9.69 | 9 | 0 | 0 | 2 | 0 | 0 | 13.0 | 16 | 14 | 14 | 0 | 1 | 10 | 0 | 14 | 3 | 0 | .291 |
| MINOR TOTALS | | 5-3 | 5.46 | 31 | 7 | 0 | 6 | 0 | 1 | 61.0 | 69 | 46 | 37 | 2 | 4 | 41 | 0 | 54 | 11 | 1 | .277 |



PLAYER DEVELOPMENT

MANUEL SILVA

OF

AGE: 18 BORN: Feb. 22, 2007 in Maturin, VZ

BATS & THROWS: Left

HIGH SCHOOL: —

FULL NAME: Manuel Alejandro Silva

| Year | Club | AVG | G | AB | R | H | 2B | 3B | HR | RBI | SH | SF | HBP | BB | IBB | SO | SB | CS | GDP | SLG | OBP | E |
|--------------|------------|------|----|----|---|---|----|----|----|-----|----|----|-----|----|-----|----|----|----|-----|------|------|---|
| 2024— | DSL Angels | .167 | 10 | 12 | 4 | 2 | 0 | 0 | 0 | 1 | 0 | 0 | 0 | 3 | 0 | 6 | 2 | 0 | 0 | .167 | .333 | 0 |
| MINOR TOTALS | | .167 | 10 | 12 | 4 | 2 | 0 | 0 | 0 | 1 | 0 | 0 | 0 | 3 | 0 | 6 | 2 | 0 | 0 | .167 | .333 | 0 |

RESIDES: Maturin, VZ

HT.: 6-0 WT.: 160

ACQUIRED: Signed as international free agent, Jan. 15, 2024

COLLEGE: —

SIGNED BY: Melvin Dorta (Angels)

JAKE SMITH

RHP

AGE: 25 BORN: Oct. 4, 1999 in Chapel Hill, NC

BATS & THROWS: Right

HIGH SCHOOL: Chapel Hill HS (NC)

FULL NAME: Jake Mason Smith

| Year | Club | W-L | ERA | G | GS | CG | GF | SHO | SV | IP | H | R | ER | HR | HB | BB | IBB | SO | WP | BK | BAA |
|--------------|-------------|------|-------|----|----|----|----|-----|----|-------|-----|-----|-----|----|----|-----|-----|-----|----|----|------|
| 2021— | Tri-City | 1-1 | 5.56 | 5 | 3 | 0 | 0 | 0 | 0 | 11.1 | 15 | 7 | 7 | 4 | 2 | 3 | 0 | 13 | 0 | 0 | .313 |
| 2022— | Tri-City | 2-5 | 3.72 | 27 | 7 | 0 | 1 | 0 | 0 | 67.2 | 59 | 36 | 28 | 6 | 4 | 30 | 0 | 78 | 4 | 0 | .227 |
| 2023— | Tri-City | 2-1 | 10.86 | 29 | 0 | 0 | 10 | 0 | 2 | 32.1 | 49 | 41 | 39 | 4 | 6 | 28 | 1 | 37 | 4 | 0 | .348 |
| 2024— | Tri-City | 1-4 | 6.04 | 36 | 0 | 0 | 10 | 0 | 0 | 50.2 | 49 | 41 | 34 | 4 | 9 | 42 | 2 | 59 | 6 | 0 | .251 |
| | Rocket City | 0-0 | 22.50 | 2 | 0 | 0 | 1 | 0 | 0 | 2.0 | 6 | 5 | 5 | 0 | 0 | 2 | 0 | 3 | 0 | 0 | .600 |
| MINOR TOTALS | | 6-11 | 6.20 | 99 | 10 | 0 | 22 | 0 | 2 | 164.0 | 178 | 130 | 113 | 18 | 21 | 105 | 3 | 190 | 14 | 0 | .272 |

RESIDES: Chapel Hill, NC

HT.: 6-4 WT.: 190

ACQUIRED: Sixth round of 2021 First-Year Player Draft

COLLEGE: Chipola Coll. (FL)/State Coll. of Florida/Univ. of Miami (FL)

SIGNED BY: Brandon McArthur (Angels)

FABIAN SOTO

RHP

AGE: 19 BORN: Sept. 21, 2005 in Valencia, VZ

BATS & THROWS: Right

HIGH SCHOOL: —

FULL NAME: Fabian Soto

| Year | Club | W-L | ERA | G | GS | CG | GF | SHO | SV | IP | H | R | ER | HR | HB | BB | IBB | SO | WP | BK | BAA |
|-------|------------|-----|------|----|----|----|----|-----|----|------|----|----|----|----|----|----|-----|----|----|----|------|
| 2023— | DSL Angels | 1-2 | 3.24 | 11 | 11 | 0 | 0 | 0 | 0 | 41.2 | 29 | 16 | 15 | 1 | 8 | 37 | 0 | 43 | 11 | 0 | .197 |
| 2024— | DSL Angels | 1-2 | 3.24 | 11 | 11 | 0 | 0 | 0 | 0 | 41.2 | 29 | 16 | 15 | 1 | 8 | 37 | 0 | 43 | 11 | 0 | .197 |

RESIDES: Valencia, VZ

HT.: 6-2 WT.: 170

ACQUIRED: Signed as international free agent, June 23, 2023

COLLEGE: —

SIGNED BY: Joel Chicarelli (Angels)

UBALDO SOTO

RHP

AGE: 18 BORN: July 12, 2006 in Sabana Larga, DR

BATS & THROWS: Right

HIGH SCHOOL: —

FULL NAME: Ubaldo Nayib Soto

| Year | Club | W-L | ERA | G | GS | CG | GF | SHO | SV | IP | H | R | ER | HR | HB | BB | IBB | SO | WP | BK | BAA |
|--------------|------------|------|------|----|----|----|----|-----|----|-------|----|----|----|----|----|----|-----|----|----|----|------|
| 2023— | DSL Angels | 4-1 | 1.64 | 11 | 6 | 2 | 2 | 2 | 2 | 44.0 | 32 | 15 | 8 | 1 | 3 | 23 | 0 | 42 | 1 | 2 | .204 |
| 2024— | DSL Angels | 8-0 | 1.29 | 12 | 12 | 0 | 0 | 0 | 0 | 56.0 | 41 | 11 | 8 | 0 | 7 | 20 | 0 | 56 | 6 | 1 | .214 |
| MINOR TOTALS | | 12-1 | 1.44 | 23 | 18 | 2 | 2 | 2 | 2 | 100.0 | 73 | 26 | 16 | 1 | 10 | 43 | 0 | 98 | 7 | 3 | .209 |

RESIDES: San Jose De Ocoa, DR

HT.: 6-2 WT.: 185

ACQUIRED: Signed as international free agent, Jan. 15, 2023

COLLEGE: —

SIGNED BY: Frank Tejeda (Angels)

JARED SOUTHARD

RHP

AGE: 24 BORN: Oct. 4, 2000 in Austin, TX

BATS & THROWS: Right

HIGH SCHOOL: Rouse HS (Leander, TX)

FULL NAME: Jared Rhett Southard

| Year | Club | W-L | ERA | G | GS | CG | GF | SHO | SV | IP | H | R | ER | HR | HB | BB | IBB | SO | WP | BK | BAA |
|--------------|---------------|-----|-------|----|----|----|----|-----|----|-------|-----|----|----|----|----|----|-----|-----|----|----|------|
| 2022— | Inland Empire | 0-0 | 12.38 | 8 | 0 | 0 | 2 | 0 | 0 | 8.0 | 19 | 11 | 11 | 2 | 2 | 8 | 0 | 4 | 1 | 0 | .487 |
| 2023— | Inland Empire | 1-2 | 3.45 | 23 | 0 | 0 | 8 | 0 | 2 | 31.1 | 23 | 15 | 12 | 1 | 3 | 20 | 0 | 38 | 8 | 1 | .204 |
| | Tri-City | 0-4 | 8.24 | 15 | 0 | 0 | 10 | 0 | 1 | 19.2 | 29 | 18 | 18 | 2 | 1 | 10 | 0 | 24 | 5 | 1 | .333 |
| 2024— | Tri-City | 2-2 | 3.41 | 20 | 0 | 0 | 8 | 0 | 0 | 29.0 | 23 | 12 | 11 | 1 | 2 | 10 | 0 | 26 | 4 | 2 | .225 |
| | Rocket City | 0-1 | 5.32 | 18 | 0 | 0 | 6 | 0 | 0 | 23.2 | 20 | 16 | 14 | 4 | 4 | 17 | 0 | 20 | 2 | 0 | .225 |
| MINOR TOTALS | | 3-9 | 5.32 | 84 | 0 | 0 | 34 | 0 | 3 | 111.2 | 114 | 72 | 66 | 10 | 12 | 65 | 0 | 112 | 20 | 4 | .265 |

RESIDES: Leander, TX

HT.: 6-2 WT.: 220

ACQUIRED: 12th round of 2022 First-Year Player Draft

COLLEGE: University of Texas at Austin

SIGNED BY: KJ Hendricks (Angels)

PLAYER DEVELOPMENT



CHAD STEVENS

INF

AGE: 26 BORN: Feb. 3, 1999 in Walnut Creek, CA

BATS & THROWS: Right

HIGH SCHOOL: Gig Harbor HS, (Gig Harbor, WA)

FULL NAME: Chad David Stevens

RESIDES: Fox Island, WA

HT.: 6-5

WT.: 210

ACQUIRED: Signed as minor league free agent, May 27, 2024

COLLEGE: University of Portland

SIGNED BY: Tim Costic (Astros)

| Year | Club | AVG | G | AB | R | H | 2B | 3B | HR | RBI | SH | SF | HBP | BB | IBB | SO | SB | CS | GDP | SLG | OBP | E |
|--------------|----------------|------|-----|------|-----|-----|----|----|----|-----|----|----|-----|-----|-----|-----|----|----|-----|------|------|----|
| 2021— | Fayetteville | .147 | 34 | 116 | 12 | 17 | 4 | 1 | 1 | 12 | 0 | 0 | 2 | 12 | 0 | 53 | 3 | 2 | 4 | .224 | .239 | 9 |
| 2022— | Asheville | .248 | 85 | 322 | 55 | 80 | 16 | 1 | 12 | 60 | 0 | 3 | 4 | 30 | 0 | 101 | 12 | 5 | 3 | .416 | .318 | 20 |
| 2023— | Corpus Christi | .220 | 122 | 418 | 53 | 92 | 19 | 5 | 15 | 60 | 0 | 4 | 12 | 61 | 0 | 176 | 23 | 7 | 6 | .397 | .333 | 12 |
| 2024— | Corpus Christi | .153 | 24 | 85 | 3 | 13 | 4 | 0 | 1 | 5 | 0 | 0 | 1 | 9 | 0 | 35 | 2 | 1 | 2 | .235 | .242 | 4 |
| | Tri-City | .324 | 44 | 173 | 28 | 56 | 16 | 1 | 7 | 28 | 0 | 0 | 2 | 12 | 0 | 57 | 2 | 3 | 1 | .549 | .374 | 7 |
| | ACL Angels | .357 | 4 | 14 | 2 | 5 | 1 | 1 | 0 | 2 | 0 | 0 | 1 | 1 | 0 | 3 | 0 | 0 | 0 | .571 | .438 | 1 |
| | Rocket City | .316 | 17 | 57 | 6 | 18 | 4 | 0 | 2 | 10 | 0 | 2 | 2 | 3 | 0 | 11 | 2 | 1 | 2 | .491 | .359 | 1 |
| | Salt Lake | .238 | 22 | 84 | 12 | 20 | 9 | 0 | 0 | 5 | 1 | 0 | 3 | 3 | 0 | 25 | 2 | 1 | 2 | .345 | .289 | 2 |
| MINOR TOTALS | | .237 | 352 | 1269 | 171 | 301 | 73 | 9 | 38 | 182 | 1 | 9 | 27 | 131 | 0 | 461 | 46 | 20 | 20 | .399 | .320 | 56 |

COLIN SUMMERHILL

C

AGE: 23 BORN: Aug. 4, 2001 in Chicago, IL

BATS & THROWS: Right

HIGH SCHOOL: Loyola Academy (Wilmette, IL)

FULL NAME: Colin Summerhill

RESIDES: Chicago, IL

HT.: 6-1

WT.: 210

ACQUIRED: Signed as non-drafted free agent, July 21, 2024

COLLEGE: Northern Illinois University (DeKalb, IL), Troy University (Troy, AL)

SIGNED BY: Billy Lipari (Angels)

| Year | Club | AVG | G | AB | R | H | 2B | 3B | HR | RBI | SH | SF | HBP | BB | IBB | SO | SB | CS | GDP | SLG | OBP | E |
|------|------|-----|---|----|---|---|----|----|----|-----|----|----|-----|----|-----|----|----|----|-----|-----|-----|---|
|------|------|-----|---|----|---|---|----|----|----|-----|----|----|-----|----|-----|----|----|----|-----|-----|-----|---|

Will make professional debut in 2025

JUNIOR SURIEL

OF

AGE: 16 BORN: Aug. 23, 2008 in Santo Domingo, DR

BATS & THROWS: Right

HIGH SCHOOL: —

FULL NAME: Junior Fernando Suriel

RESIDES: Santo Domingo, DR

HT.: 6-0

WT.: 160

ACQUIRED: Signed as international free agent, Jan. 15, 2025

COLLEGE: —

SIGNED BY: Rusbell Cabrera (Angels)

| Year | Club | AVG | G | AB | R | H | 2B | 3B | HR | RBI | SH | SF | HBP | BB | IBB | SO | SB | CS | GDP | SLG | OBP | E |
|------|------|-----|---|----|---|---|----|----|----|-----|----|----|-----|----|-----|----|----|----|-----|-----|-----|---|
|------|------|-----|---|----|---|---|----|----|----|-----|----|----|-----|----|-----|----|----|----|-----|-----|-----|---|

Will make professional debut in 2025

FELIX TAPIA

RHP

AGE: 17 BORN: Oct. 25, 2007 in Santo Domingo, DR

BATS & THROWS: Right

HIGH SCHOOL: —

FULL NAME: Felix Antonio Tapia

RESIDES: Santo Domingo, DR

HT.: 6-3

WT.: 165

ACQUIRED: Signed as international free agent, Jan. 15, 2025

COLLEGE: —

SIGNED BY: Cesar Baez (Angels)

| Year | Club | W-L | ERA | G | GS | CG | GF | SHO | SV | IP | H | R | ER | HR | HB | BB | IBB | SO | WP | BK | BAA |
|------|------|-----|-----|---|----|----|----|-----|----|----|---|---|----|----|----|----|-----|----|----|----|-----|
|------|------|-----|-----|---|----|----|----|-----|----|----|---|---|----|----|----|----|-----|----|----|----|-----|

Will make professional debut in 2025

BRYCE TEODOSIO

OF

For information, see 2025 Angels Players Section.

FRANCIS TEXIDO

LHP

AGE: 19 BORN: Apr. 1, 2005 in Havana, CU

BATS & THROWS: Left

HIGH SCHOOL: —

FULL NAME: Francis Eduardo Texido

RESIDES: Santo Domingo, DR

HT.: 6-2

WT.: 180

ACQUIRED: Signed as international free agent, Mar. 3, 2023

COLLEGE: —

SIGNED BY: Frank Tejada (Angels)

| Year | Club | W-L | ERA | G | GS | CG | GF | SHO | SV | IP | H | R | ER | HR | HB | BB | IBB | SO | WP | BK | BAA |
|------|------|-----|-----|---|----|----|----|-----|----|----|---|---|----|----|----|----|-----|----|----|----|-----|
|------|------|-----|-----|---|----|----|----|-----|----|----|---|---|----|----|----|----|-----|----|----|----|-----|

| | | | | | | | | | | | | | | | | | | | | | |
|-------|------------|-----|------|----|----|---|---|---|---|------|----|----|----|---|----|----|---|----|---|---|------|
| 2023— | DSL Angels | 6-1 | 2.31 | 12 | 12 | 0 | 0 | 0 | 0 | 50.2 | 36 | 16 | 13 | 3 | 10 | 12 | 0 | 61 | 1 | 0 | .200 |
|-------|------------|-----|------|----|----|---|---|---|---|------|----|----|----|---|----|----|---|----|---|---|------|

| | | | | | | | | | | | | | | | | | | | | | |
|-------|---------------|-----|------|----|----|---|---|---|---|------|-----|----|----|---|---|----|---|-----|----|---|------|
| 2024— | Inland Empire | 4-7 | 6.77 | 25 | 24 | 0 | 0 | 0 | 0 | 98.1 | 108 | 81 | 74 | 7 | 7 | 79 | 0 | 104 | 13 | 2 | .285 |
|-------|---------------|-----|------|----|----|---|---|---|---|------|-----|----|----|---|---|----|---|-----|----|---|------|

| | | | | | | | | | | | | | | | | | | | | | |
|--------------|--|------|------|----|----|---|---|---|---|-------|-----|----|----|----|----|----|---|-----|----|---|------|
| MINOR TOTALS | | 10-8 | 5.26 | 37 | 36 | 0 | 0 | 0 | 0 | 149.0 | 144 | 97 | 87 | 10 | 17 | 91 | 0 | 165 | 14 | 2 | .258 |
|--------------|--|------|------|----|----|---|---|---|---|-------|-----|----|----|----|----|----|---|-----|----|---|------|

BENNY THOMPSON

RHP

AGE: 23 BORN: Jan. 17, 2002 in South Bend, IN

BATS & THROWS: Right

HIGH SCHOOL: John Adams HS (South Bend, IN)

FULL NAME: Benjamin Preston Thompson

RESIDES: South Bend, IN

HT.: 6-0

WT.: 220

ACQUIRED: Signed as non-drafted free agent, July 17, 2023

COLLEGE: John A. Logan College (Carterville, IL), Troy University (Troy, AL)

SIGNED BY: Joel Murrie (Angels)

| Year | Club | W-L | ERA | G | GS | CG | GF | SHO | SV | IP | H | R | ER | HR | HB | BB | IBB | SO | WP | BK | BAA |
|------|------|-----|-----|---|----|----|----|-----|----|----|---|---|----|----|----|----|-----|----|----|----|-----|
|------|------|-----|-----|---|----|----|----|-----|----|----|---|---|----|----|----|----|-----|----|----|----|-----|

| | | | | | | | | | | | | | | | | | | | | | |
|-------|------------|-----|------|---|---|---|---|---|---|-----|---|---|---|---|---|---|---|---|---|---|------|
| 2023— | ACL Angels | 0-0 | 6.75 | 4 | 0 | 0 | 2 | 0 | 0 | 4.0 | 0 | 3 | 3 | 0 | 1 | 5 | 0 | 8 | 0 | 0 | .000 |
|-------|------------|-----|------|---|---|---|---|---|---|-----|---|---|---|---|---|---|---|---|---|---|------|

| | | | | | | | | | | | | | | | | | | | | | |
|--|----------|-----|------|---|---|---|---|---|---|-----|---|---|---|---|---|---|---|----|---|---|------|
| | Tri-City | 1-1 | 5.00 | 5 | 0 | 0 | 3 | 0 | 1 | 9.0 | 3 | 6 | 5 | 1 | 0 | 8 | 0 | 13 | 0 | 0 | .125 |
|--|----------|-----|------|---|---|---|---|---|---|-----|---|---|---|---|---|---|---|----|---|---|------|

| | | | | | | | | | | | | | | | | | | | | | |
|-------|------------|-----|------|---|---|---|---|---|---|-----|---|---|---|---|---|---|---|---|---|---|------|
| 2024— | ACL Angels | 0-1 | 3.60 | 5 | 0 | 0 | 2 | 0 | 1 | 5.0 | 2 | 2 | 2 | 1 | 0 | 7 | 0 | 5 | 0 | 0 | .118 |
|-------|------------|-----|------|---|---|---|---|---|---|-----|---|---|---|---|---|---|---|---|---|---|------|

| | | | | | | | | | | | | | | | | | | | | | |
|--|---------------|-----|------|----|---|---|---|---|---|------|----|----|---|---|---|---|---|----|---|---|------|
| | Inland Empire | 1-0 | 5.28 | 10 | 0 | 0 | 4 | 0 | 0 | 15.1 | 16 | 11 | 9 | 1 | 1 | 9 | 0 | 25 | 3 | 0 | .267 |
|--|---------------|-----|------|----|---|---|---|---|---|------|----|----|---|---|---|---|---|----|---|---|------|

| | | | | | | | | | | | | | | | | | | | | | |
|--------------|--|-----|------|----|---|---|----|---|---|------|----|----|----|---|---|----|---|----|---|---|------|
| MINOR TOTALS | | 2-2 | 5.13 | 24 | 0 | 0 | 11 | 0 | 2 | 33.1 | 21 | 22 | 19 | 3 | 2 | 29 | 0 | 51 | 3 | 0 | .186 |
|--------------|--|-----|------|----|---|---|----|---|---|------|----|----|----|---|---|----|---|----|---|---|------|



PLAYER DEVELOPMENT

HUMBERTO TIBERI

C

AGE: 18 BORN: Dec. 22, 2006 in Maracaibo, VZ

BATS & THROWS: Right

HIGH SCHOOL: —

FULL NAME: Humberto De Jesus Tiberi

| Year | Club | AVG | G | AB | R | H | 2B | 3B | HR | RBI | SH | SF | HBP | BB | IBB | SO | SB | CS | GDP | SLG | OBP | E |
|--------------|------------|------|----|-----|----|----|----|----|----|-----|----|----|-----|----|-----|----|----|----|-----|------|------|---|
| 2024— | DSL Angels | .254 | 37 | 114 | 16 | 29 | 8 | 0 | 0 | 15 | 1 | 1 | 4 | 11 | 0 | 33 | 4 | 3 | 4 | .325 | .338 | 5 |
| MINOR TOTALS | | .254 | 37 | 114 | 16 | 29 | 8 | 0 | 0 | 15 | 1 | 1 | 4 | 11 | 0 | 33 | 4 | 3 | 4 | .325 | .338 | 5 |

RESIDES: Maracaibo, VZ

HT.: 6-1 WT.: 190

ACQUIRED: Signed as international free agent, Jan. 15, 2024

COLLEGE: —

SIGNED BY: Vicente Lupo (Angels)

LEUDY TIRADO

LHP

AGE: 19 BORN: Sept. 27, 2005 in Payita, DR

BATS & THROWS: Left

HIGH SCHOOL: —

FULL NAME: Leudy Andres Tirado

| Year | Club | W-L | ERA | G | GS | CG | GF | SHO | SV | IP | H | R | ER | HR | HB | BB | IBB | SO | WP | BK | BAA |
|--------------|------------|-----|------|----|----|----|----|-----|----|------|----|----|----|----|----|----|-----|----|----|----|------|
| 2023— | DSL Angels | 1-0 | 2.89 | 11 | 0 | 0 | 4 | 0 | 1 | 18.2 | 11 | 8 | 6 | 0 | 1 | 15 | 0 | 12 | 7 | 1 | .172 |
| 2024— | DSL Angels | 2-0 | 2.30 | 11 | 5 | 0 | 3 | 0 | 0 | 27.1 | 27 | 12 | 7 | 2 | 1 | 15 | 0 | 27 | 4 | 2 | .267 |
| MINOR TOTALS | | 3-0 | 2.54 | 22 | 5 | 0 | 7 | 0 | 1 | 46.0 | 38 | 20 | 13 | 2 | 2 | 30 | 0 | 39 | 11 | 3 | .230 |

RESIDES: Payita, DR

HT.: 5-10 WT.: 160

ACQUIRED: Signed as international free agent, May 2, 2023

COLLEGE: —

SIGNED BY: Jochy Cabrera (Angels)

ERIC TORRES

LHP

AGE: 25 BORN: Sept. 22, 1999 in Milwaukee, WI

BATS & THROWS: Left

HIGH SCHOOL: Hamilton HS (Sussex, WI)

FULL NAME: Eric Anthony Torres

| Year | Club | W-L | ERA | G | GS | CG | GF | SHO | SV | IP | H | R | ER | HR | HB | BB | IBB | SO | WP | BK | BAA |
|--------------|-------------|-----|------|-----|----|----|----|-----|----|-------|-----|----|----|----|----|-----|-----|-----|----|----|------|
| 2021— | Tri-City | 0-1 | 5.40 | 8 | 0 | 0 | 0 | 0 | 0 | 8.1 | 7 | 5 | 5 | 1 | 2 | 4 | 0 | 13 | 0 | 0 | .219 |
| 2022— | Rocket City | 2-2 | 1.59 | 42 | 0 | 0 | 29 | 0 | 22 | 51.0 | 25 | 13 | 9 | 3 | 7 | 23 | 0 | 81 | 2 | 0 | .143 |
| 2023— | Rocket City | 0-1 | 5.14 | 13 | 0 | 0 | 5 | 0 | 1 | 14.0 | 9 | 9 | 8 | 1 | 10 | 15 | 1 | 25 | 2 | 0 | .188 |
| | Salt Lake | 1-2 | 9.62 | 26 | 0 | 0 | 6 | 0 | 1 | 33.2 | 39 | 39 | 36 | 11 | 7 | 43 | 3 | 42 | 3 | 0 | .289 |
| 2024— | Rocket City | 4-1 | 2.31 | 27 | 0 | 0 | 4 | 0 | 0 | 35.0 | 22 | 11 | 9 | 2 | 5 | 19 | 0 | 55 | 2 | 1 | .176 |
| | Salt Lake | 0-1 | 8.59 | 6 | 0 | 0 | 2 | 0 | 0 | 7.1 | 7 | 7 | 7 | 0 | 1 | 11 | 0 | 8 | 1 | 0 | .259 |
| MINOR TOTALS | | 7-8 | 4.46 | 122 | 0 | 0 | 46 | 0 | 24 | 149.1 | 109 | 84 | 74 | 18 | 32 | 115 | 4 | 224 | 10 | 1 | .201 |

RESIDES: Milwaukee, WI

HT.: 6-0 WT.: 195

ACQUIRED: 14th round of 2021 First-Year Player Draft

COLLEGE: Kansas State University

SIGNED BY: Jayson Durocher (Angels)

WALBERT UREÑA

RHP

AGE: 21 BORN: Jan. 25, 2004 in Mao, DR

BATS & THROWS: Right

HIGH SCHOOL: —

FULL NAME: Walbert Jhoel Ureña

| Year | Club | W-L | ERA | G | GS | CG | GF | SHO | SV | IP | H | R | ER | HR | HB | BB | IBB | SO | WP | BK | BAA |
|--------------|---------------|------|------|----|----|----|----|-----|----|-------|-----|-----|-----|----|----|-----|-----|-----|----|----|------|
| 2022— | ACL Angels | 3-4 | 3.86 | 12 | 10 | 0 | 0 | 0 | 0 | 37.1 | 25 | 24 | 16 | 2 | 4 | 32 | 0 | 45 | 8 | 2 | .187 |
| 2023— | Inland Empire | 4-7 | 5.66 | 22 | 21 | 0 | 0 | 0 | 0 | 98.2 | 94 | 66 | 62 | 5 | 9 | 60 | 0 | 97 | 12 | 0 | .253 |
| 2024— | Tri-City | 2-7 | 4.19 | 16 | 16 | 0 | 0 | 0 | 0 | 77.1 | 66 | 45 | 36 | 3 | 8 | 54 | 0 | 64 | 9 | 1 | .236 |
| MINOR TOTALS | | 9-18 | 4.81 | 50 | 47 | 0 | 0 | 0 | 0 | 213.1 | 185 | 135 | 114 | 10 | 21 | 146 | 0 | 206 | 29 | 3 | .235 |

RESIDES: San Pedro de Macoris, DR

HT.: 6-0 WT.: 170

ACQUIRED: Signed as international free agent, Mar. 31, 2021

COLLEGE: —

SIGNED BY: Jochy Cabrera (Angels)

YEFERSON VARGAS

RHP

AGE: 20 BORN: Aug. 4, 2004 in San Pedro de Macoris, DR

BATS & THROWS: Right

HIGH SCHOOL: —

FULL NAME: Yeferson Vargas

| Year | Club | W-L | ERA | G | GS | CG | GF | SHO | SV | IP | H | R | ER | HR | HB | BB | IBB | SO | WP | BK | BAA |
|--------------|----------------------|------|------|----|----|----|----|-----|----|-------|----|----|----|----|----|----|-----|-----|----|----|------|
| 2023— | DSL Red Sox Blue 0-5 | 6.09 | 12 | 11 | 0 | 0 | 0 | 0 | 0 | 34.0 | 41 | 25 | 23 | 0 | 1 | 24 | 0 | 33 | 4 | 0 | .313 |
| 2024— | FCL Red Sox | 4-2 | 3.13 | 10 | 3 | 0 | 5 | 0 | 1 | 31.2 | 30 | 15 | 11 | 3 | 1 | 13 | 0 | 29 | 4 | 0 | .256 |
| | Salem | 0-0 | 2.25 | 1 | 1 | 0 | 0 | 0 | 0 | 4.0 | 2 | 2 | 1 | 0 | 0 | 2 | 0 | 5 | 1 | 0 | .154 |
| | Inland Empire | 1-1 | 2.35 | 7 | 6 | 0 | 0 | 0 | 0 | 30.2 | 18 | 10 | 8 | 0 | 2 | 16 | 0 | 33 | 2 | 0 | .170 |
| MINOR TOTALS | | 5-8 | 3.86 | 30 | 21 | 0 | 5 | 0 | 1 | 100.1 | 91 | 52 | 43 | 3 | 4 | 55 | 0 | 100 | 11 | 0 | .248 |

RESIDES: San Pedro de Macoris, DR

HT.: 6-0 WT.: 180

ACQUIRED: From Boston with INF Niko Kavadas, RHP Ryan

Zeferjahn, and OF Matthew Lugo for RHP Luis García

COLLEGE: —

SIGNED BY: JC Calderon (Red Sox)

PLAYER DEVELOPMENT



MARCO VEGA

RHP

AGE: 20 BORN: Oct. 25, 2004 in Las Tablas, Panama

RESIDES: Las Tablas, Panama

HT.: 6-2

WT.: 165

BATS & THROWS: Right

ACQUIRED: Signed as international free agent, Jan. 15, 2022

HIGH SCHOOL: —

COLLEGE: —

FULL NAME: Marco Antonio Vega

SIGNED BY: Raul Gonzalez (Angels)

| Year | Club | W-L | ERA | G | GS | CG | GF | SHO | SV | IP | H | R | ER | HR | HB | BB | IBB | SO | WP | BK | BAA |
|--------------|------------|-----|------|----|----|----|----|-----|----|------------------------|----|----|----|----|----|----|-----|----|----|----|------|
| 2022— | DSL Angels | 5-2 | 2.88 | 14 | 0 | 0 | 10 | 0 | 4 | 25.0 | 22 | 12 | 8 | 1 | 3 | 5 | 0 | 27 | 3 | 3 | .247 |
| 2023— | | | | | | | | | | DID NOT PLAY - INJURED | | | | | | | | | | | |
| 2024— | DSL Angels | 2-1 | 2.37 | 12 | 0 | 0 | 6 | 0 | 1 | 19.0 | 17 | 7 | 5 | 1 | 0 | 7 | 0 | 25 | 4 | 1 | .230 |
| MINOR TOTALS | | 7-3 | 2.66 | 26 | 0 | 0 | 16 | 0 | 5 | 44.0 | 39 | 19 | 13 | 1 | 3 | 12 | 0 | 52 | 7 | 4 | .239 |

AROL VERA

INF

AGE: 22 BORN: Sept. 12, 2002 in Valencia, VZ

RESIDES: Valencia, VZ

HT.: 6-2

WT.: 213

BATS: Switch THROWS: Right

ACQUIRED: Signed as international free agent, July 2, 2019

HIGH SCHOOL: —

COLLEGE: —

FULL NAME: Arol Josue Vera Perez

SIGNED BY: Andres Garcia & Joel Chicarelli (Angels)

| Year | Club | AVG | G | AB | R | H | 2B | 3B | HR | RBI | SH | SF | HBP | BB | IBB | SO | SB | CS | GDP | SLG | OBP | E |
|--------------|---------------|------|-----|------|-----|-----|----|----|----|---------------------------------------|----|----|-----|-----|-----|-----|----|----|-----|------|------|----|
| 2020— | | | | | | | | | | DID NOT PLAY - No Minor League Season | | | | | | | | | | | | |
| 2021— | ACL Angels | .317 | 38 | 145 | 24 | 46 | 16 | 3 | 0 | 17 | 0 | 2 | 5 | 12 | 0 | 39 | 2 | 2 | 3 | .469 | .384 | 7 |
| | Inland Empire | .280 | 19 | 82 | 10 | 23 | 0 | 0 | 0 | 5 | 0 | 0 | 2 | 6 | 0 | 20 | 9 | 2 | 1 | .280 | .344 | 2 |
| 2022— | Inland Empire | .207 | 120 | 487 | 71 | 101 | 16 | 4 | 4 | 59 | 1 | 4 | 6 | 53 | 0 | 149 | 19 | 7 | 8 | .281 | .291 | 16 |
| 2023— | Tri-City | .231 | 116 | 438 | 54 | 101 | 16 | 2 | 3 | 60 | 7 | 8 | 4 | 34 | 0 | 128 | 10 | 5 | 10 | .297 | .287 | 14 |
| | Rocket City | .286 | 14 | 56 | 8 | 16 | 1 | 0 | 2 | 8 | 0 | 2 | 1 | 1 | 0 | 10 | 2 | 0 | 3 | .411 | .300 | 4 |
| 2024— | Rocket City | .171 | 76 | 251 | 19 | 43 | 10 | 0 | 1 | 21 | 3 | 2 | 2 | 19 | 0 | 84 | 1 | 5 | 1 | .223 | .234 | 9 |
| | Tri-City | .202 | 31 | 109 | 9 | 22 | 3 | 0 | 1 | 4 | 0 | 0 | 1 | 12 | 1 | 31 | 2 | 0 | 2 | .257 | .287 | 5 |
| MINOR TOTALS | | .224 | 414 | 1568 | 195 | 352 | 62 | 9 | 11 | 174 | 11 | 18 | 21 | 137 | 1 | 461 | 45 | 21 | 28 | .297 | .292 | 57 |

BRAYAN VERGARA

RHP

AGE: 19 BORN: Dec. 21, 2005 in Chitre, Panama

RESIDES: Chitre, Panama

HT.: 6-0

WT.: 145

BATS & THROWS: Right

ACQUIRED: Signed as international free agent, July 28, 2023

HIGH SCHOOL: —

COLLEGE: —

FULL NAME: Brayan Ariel Vergara

SIGNED BY: Raul Gonzalez (Angels)

| Year | Club | W-L | ERA | G | GS | CG | GF | SHO | SV | IP | H | R | ER | HR | HB | BB | IBB | SO | WP | BK | BAA |
|--------------|------------|-----|------|----|----|----|----|-----|----|------|----|---|----|----|----|----|-----|----|----|----|------|
| 2024— | DSL Angels | 4-1 | 1.91 | 16 | 0 | 0 | 8 | 0 | 3 | 33.0 | 24 | 9 | 7 | 2 | 6 | 3 | 0 | 32 | 2 | 1 | .212 |
| MINOR TOTALS | | 4-1 | 1.91 | 16 | 0 | 0 | 8 | 0 | 3 | 33.0 | 24 | 9 | 7 | 2 | 6 | 3 | 0 | 32 | 2 | 1 | .212 |

NAJER VICTOR

RHP

AGE: 23 BORN: Nov. 28, 2001 in St. Thomas, U.S. Virgin Islands

RESIDES: Clermont, FL

HT.: 6-1

WT.: 195

BATS & THROWS: Right

ACQUIRED: 14th round of 2024 First-Year Player Draft

HIGH SCHOOL: East Ridge HS (Clermont, FL)

COLLEGE: University of Central Florida (Orlando, FL), Florida Gulf Coast University (Fort Myers, FL)

FULL NAME: Najer A. Victor

SIGNED BY: Luis Raffan (Angels)

| Year | Club | W-L | ERA | G | GS | CG | GF | SHO | SV | IP | H | R | ER | HR | HB | BB | IBB | SO | WP | BK | BAA |
|--------------|---------------|-----|------|---|----|----|----|-----|----|-----|---|---|----|----|----|----|-----|----|----|----|------|
| 2024— | Inland Empire | 2-0 | 7.04 | 7 | 0 | 0 | 0 | 0 | 0 | 7.2 | 9 | 7 | 6 | 0 | 1 | 2 | 0 | 11 | 2 | 1 | .281 |
| MINOR TOTALS | | 2-0 | 7.04 | 7 | 0 | 0 | 0 | 0 | 0 | 7.2 | 9 | 7 | 6 | 0 | 1 | 2 | 0 | 11 | 2 | 1 | .281 |

YEREMI VILLAHERMOSA

C

AGE: 22 BORN: Oct. 16, 2002 in Valencia, VZ

RESIDES: Bellflower, CA

HT.: 5-9

WT.: 150

BATS: Switch THROWS: Right

ACQUIRED: Signed as international free agent, July 2, 2019

HIGH SCHOOL: —

COLLEGE: —

FULL NAME: Yeremi Xavier Villahermosa Pina

SIGNED BY: Andres Garcia & Joel Chicarelli (Angels)

| Year | Club | AVG | G | AB | R | H | 2B | 3B | HR | RBI | SH | SF | HBP | BB | IBB | SO | SB | CS | GDP | SLG | OBP | E |
|---------------------------------------|---------------|------|----|-----|----|----|----|----|----|-----|----|----|-----|----|-----|----|----|----|-----|------|------|----|
| 2020— | | | | | | | | | | | | | | | | | | | | | | |
| DID NOT PLAY - No Minor League Season | | | | | | | | | | | | | | | | | | | | | | |
| 2021— | DSL Angels | .158 | 32 | 57 | 16 | 9 | 0 | 1 | 0 | 5 | 2 | 0 | 4 | 19 | 0 | 12 | 11 | 2 | 1 | .193 | .400 | 3 |
| 2022— | ACL Angels | .253 | 28 | 79 | 12 | 20 | 2 | 0 | 0 | 12 | 0 | 4 | 1 | 7 | 0 | 25 | 2 | 1 | 1 | .278 | .308 | 4 |
| 2023— | Inland Empire | .175 | 16 | 40 | 2 | 7 | 0 | 0 | 0 | 1 | 0 | 0 | 0 | 7 | 0 | 13 | 0 | 2 | 0 | .175 | .298 | 3 |
| | ACL Angels | .200 | 3 | 5 | 1 | 1 | 0 | 0 | 0 | 1 | 1 | 1 | 0 | 0 | 0 | 1 | 0 | 0 | 0 | .200 | .167 | 1 |
| 2024— | Inland Empire | .250 | 18 | 48 | 15 | 12 | 0 | 0 | 0 | 8 | 0 | 3 | 2 | 9 | 0 | 16 | 2 | 1 | 1 | .250 | .371 | 4 |
| MINOR TOTALS | | .214 | 97 | 229 | 46 | 49 | 2 | 1 | 0 | 27 | 3 | 8 | 7 | 42 | 0 | 67 | 15 | 6 | 3 | .231 | .343 | 15 |



PLAYER DEVELOPMENT

LUIS VILORIA

LHP

AGE: 21 BORN: Sept. 24, 2003 in Puerto Cabello, VZ

BATS & THROWS: Left

HIGH SCHOOL: —

FULL NAME: Luis Alfredo Viloria

RESIDES: Puerto Cabello, VZ

HT.: 5-10 WT.: 150

ACQUIRED: Signed as international free agent, Jan. 15, 2021

COLLEGE: —

SIGNED BY: Andres Garcia, Marlon Urdaneta & Joel Chicarelli (Angels)

| Year | Club | W-L | ERA | G | GS | CG | GF | SHO | SV | IP | H | R | ER | HR | HB | BB | IBB | SO | WP | BK | BAA |
|--------------|---------------|-----|------|----|----|----|----|-----|----|-------|----|----|----|----|----|----|-----|-----|----|----|------|
| 2021— | DSL Angels | 6-3 | 2.97 | 15 | 0 | 0 | 8 | 0 | 2 | 30.1 | 23 | 14 | 10 | 1 | 4 | 11 | 1 | 41 | 6 | 0 | .209 |
| 2022— | ACL Angels | 1-0 | 3.14 | 10 | 0 | 0 | 3 | 0 | 1 | 14.1 | 12 | 5 | 5 | 1 | 1 | 3 | 0 | 17 | 1 | 0 | .226 |
| 2023— | ACL Angels | 1-1 | 3.06 | 5 | 2 | 0 | 2 | 0 | 0 | 17.2 | 14 | 7 | 6 | 1 | 0 | 5 | 0 | 15 | 4 | 0 | .212 |
| 2024— | ACL Angels | 1-1 | 7.23 | 20 | 0 | 0 | 7 | 0 | 1 | 23.2 | 25 | 20 | 19 | 2 | 1 | 17 | 0 | 39 | 6 | 0 | .263 |
| | Inland Empire | 0-0 | 5.28 | 10 | 0 | 0 | 3 | 0 | 1 | 15.1 | 19 | 9 | 9 | 1 | 2 | 12 | 0 | 23 | 2 | 0 | .306 |
| MINOR TOTALS | | 9-5 | 4.35 | 60 | 2 | 0 | 23 | 0 | 5 | 101.1 | 93 | 55 | 49 | 6 | 8 | 48 | 1 | 135 | 19 | 0 | .241 |

LONDON WALLACE

OF

AGE: 23 BORN: Feb. 27, 2002 in Roseville, CA

BATS & THROWS: Right

HIGH SCHOOL: Roseville HS (Roseville, CA)

FULL NAME: Landon Kenneth Wallace

RESIDES: Roseville, CA

HT.: 6-2 WT.: 170

ACQUIRED: Signed as non-drafted free agent, July 11, 2023

COLLEGE: West Virginia University

SIGNED BY: Ross Vecchio (Angels)

| Year | Club | AVG | G | AB | R | H | 2B | 3B | HR | RBI | SH | SF | HBP | BB | IBB | SO | SB | CS | GDP | SLG | OBP | E |
|--------------|---------------|------|----|-----|----|----|----|----|----|-----|----|----|-----|----|-----|----|----|----|-----|------|------|---|
| 2023— | ACL Angels | .320 | 10 | 25 | 5 | 8 | 2 | 0 | 0 | 2 | 0 | 0 | 4 | 6 | 0 | 9 | 3 | 1 | 0 | .400 | .514 | 2 |
| 2024— | Salt Lake | .229 | 14 | 48 | 7 | 11 | 3 | 2 | 0 | 6 | 1 | 0 | 0 | 6 | 0 | 19 | 1 | 0 | 1 | .375 | .315 | 2 |
| | Rocket City | .143 | 3 | 7 | 0 | 1 | 1 | 0 | 0 | 1 | 0 | 0 | 0 | 0 | 0 | 4 | 0 | 0 | 0 | .286 | .143 | 0 |
| | ACL Angels | .091 | 4 | 11 | 2 | 1 | 0 | 0 | 0 | 0 | 0 | 0 | 2 | 1 | 0 | 4 | 1 | 1 | 0 | .091 | .286 | 0 |
| | Inland Empire | .250 | 8 | 24 | 5 | 6 | 1 | 1 | 0 | 1 | 1 | 0 | 0 | 2 | 0 | 8 | 0 | 0 | 0 | .375 | .308 | 1 |
| | Tri-City | .195 | 41 | 118 | 18 | 23 | 8 | 3 | 1 | 20 | 1 | 0 | 7 | 15 | 0 | 42 | 3 | 1 | 1 | .339 | .321 | 4 |
| MINOR TOTALS | | .215 | 80 | 233 | 37 | 50 | 15 | 6 | 1 | 30 | 3 | 0 | 13 | 30 | 0 | 86 | 8 | 3 | 2 | .343 | .337 | 9 |

JAREN WARWICK

RHP

AGE: 23 BORN: Oct. 10, 2001 in The Woodlands, TX

BATS & THROWS: Right

HIGH SCHOOL: New Caney HS (New Caney, TX)

FULL NAME: Jaren David Warwick

RESIDES: New Caney, TX

HT.: 6-3 WT.: 175

ACQUIRED: Signed as non-drafted free agent, July 22, 2024

COLLEGE: Texas A&M, Southeastern University (Lakeland, FL), University of the Incarnate Word (San Antonio, TX)

SIGNED BY: Ross Vecchio (Angels)

| Year | Club | W-L | ERA | G | GS | CG | GF | SHO | SV | IP | H | R | ER | HR | HB | BB | IBB | SO | WP | BK | BAA |
|--------------|---------------|-----|------|----|----|----|----|-----|----|------|----|---|----|----|----|----|-----|----|----|----|------|
| 2024— | Inland Empire | 1-1 | 4.24 | 12 | 0 | 0 | 0 | 0 | 0 | 17.0 | 15 | 9 | 8 | 0 | 1 | 10 | 0 | 18 | 3 | 0 | .231 |
| MINOR TOTALS | | 1-1 | 4.24 | 12 | 0 | 0 | 0 | 0 | 0 | 17.0 | 15 | 9 | 8 | 0 | 1 | 10 | 0 | 18 | 3 | 0 | .231 |

EVAN WHITE

INF

AGE: 28 BORN: Apr. 26, 1996

BATS: Right THROWS: Left

HIGH SCHOOL: Gahanna-Lincoln HS (Gahanna, OH)

FULL NAME: Evan McKee White

RESIDES: Peoria, AZ

HT.: 6-1 WT.: 220

ACQUIRED: From Atlanta with LHP Tyler Thomas for C Max Stassi and INF David Fletcher, Dec. 8, 2023

COLLEGE: University of Kentucky

SIGNED BY: Jackson Laumann (Mariners)

| Year | Club | AVG | G | AB | R | H | 2B | 3B | HR | RBI | SH | SF | HBP | BB | IBB | SO | SB | CS | GDP | SLG | OBP | E |
|--------------|------------|------|-----|------|-----|-----|----|----|----|-----|----|----|-----|-----|-----|-----|----|----|-----|------|------|----|
| 2017— | Everett | .277 | 14 | 47 | 6 | 13 | 1 | 1 | 3 | 12 | 0 | 2 | 0 | 6 | 0 | 6 | 1 | 1 | 0 | .532 | .345 | 0 |
| 2018— | Modesto | .303 | 120 | 476 | 72 | 144 | 27 | 7 | 11 | 66 | 0 | 4 | 6 | 52 | 0 | 103 | 4 | 3 | 9 | .458 | .375 | 4 |
| | Tacoma | .222 | 4 | 18 | 0 | 4 | 2 | 0 | 0 | 0 | 0 | 0 | 0 | 0 | 0 | 5 | 0 | 0 | 2 | .333 | .222 | 0 |
| 2019— | Arkansas | .293 | 92 | 365 | 61 | 107 | 13 | 2 | 18 | 55 | 0 | 2 | 4 | 29 | 2 | 92 | 2 | 0 | 7 | .488 | .350 | 5 |
| 2020— | SEATTLE | .176 | 54 | 182 | 19 | 32 | 7 | 0 | 8 | 26 | 0 | 1 | 1 | 18 | 0 | 84 | 1 | 2 | 3 | .346 | .252 | 1 |
| 2021— | SEATTLE | .144 | 30 | 97 | 8 | 14 | 3 | 0 | 2 | 9 | 0 | 0 | 1 | 6 | 0 | 31 | 0 | 0 | 1 | .237 | .202 | 2 |
| | Tacoma | .333 | 4 | 12 | 2 | 4 | 0 | 0 | 2 | 5 | 0 | 0 | 0 | 1 | 0 | 2 | 1 | 0 | 0 | .833 | .385 | 0 |
| 2022— | Tacoma | .204 | 28 | 93 | 14 | 19 | 5 | 0 | 7 | 16 | 0 | 0 | 1 | 13 | 0 | 23 | 0 | 0 | 2 | .484 | .308 | 1 |
| 2023— | Tacoma | .143 | 2 | 7 | 1 | 1 | 0 | 0 | 0 | 1 | 0 | 0 | 1 | 1 | 0 | 3 | 1 | 0 | 2 | .143 | .333 | 0 |
| 2024— | ACL Angels | .000 | 2 | 2 | 0 | 0 | 0 | 0 | 0 | 0 | 0 | 0 | 0 | 1 | 0 | 0 | 0 | 0 | 0 | .000 | .333 | 0 |
| MAJOR TOTALS | | .165 | 84 | 279 | 27 | 46 | 10 | 0 | 10 | 35 | 0 | 1 | 2 | 24 | 0 | 115 | 1 | 2 | 4 | .308 | .235 | 3 |
| MINOR TOTALS | | .286 | 266 | 1020 | 156 | 292 | 48 | 10 | 41 | 155 | 0 | 8 | 12 | 103 | 2 | 234 | 9 | 4 | 22 | .474 | .356 | 10 |

PLAYER DEVELOPMENT



JOHN WIMMER

INF

AGE: 20 BORN: Mar. 21, 2005 in Rock Hill, SC

RESIDES: Rock Hill, SC

HT.: 6-1 WT.: 170

BATS & THROWS: Right

ACQUIRED: 11th round of 2023 First-Year Player Draft

HIGH SCHOOL: Rock Hill HS (Rock Hill, SC)

COLLEGE: —

FULL NAME: John McRae Wimmer

SIGNED BY: Chris McAlpin (Angels)

| Year | Club | AVG | G | AB | R | H | 2B | 3B | HR | RBI | SH | SF | HBP | BB | IBB | SO | SB | CS | GDP | SLG | OBP | E |
|--------------|------------|------|----|-----|----|----|----|----|----|-----|----|----|-----|----|-----|----|----|----|-----|------|------|----|
| 2023— | ACL Angels | .161 | 9 | 31 | 4 | 5 | 2 | 0 | 0 | 4 | 0 | 1 | 0 | 2 | 0 | 17 | 0 | 0 | 0 | .226 | .206 | 3 |
| 2024— | ACL Angels | .197 | 49 | 142 | 19 | 28 | 5 | 2 | 1 | 13 | 0 | 0 | 5 | 30 | 1 | 60 | 5 | 0 | 2 | .282 | .356 | 12 |
| MINOR TOTALS | | .191 | 58 | 173 | 23 | 33 | 7 | 2 | 1 | 17 | 0 | 1 | 5 | 32 | 1 | 77 | 5 | 0 | 2 | .272 | .332 | 15 |

KENYON YOVAN

RHP

AGE: 27 BORN: Dec. 28, 1997 in Beaverton, OR

RESIDES: Beaverton, OR

HT.: 6-2 WT.: 220

BATS & THROWS: Right

ACQUIRED: Signed as non-drafted free agent, July 13, 2021

HIGH SCHOOL: Westview HS (Portland, OR)

COLLEGE: University of Oregon

FULL NAME: Kenyon Jacob Yovan

SIGNED BY: Scott Richardson (Angels)

Pitching:

| Year | Club | W-L | ERA | G | GS | CG | GF | SHO | SV | IP | H | R | ER | HR | HB | BB | IBB | SO | WP | BK | BAA |
|--------------|---------------|-----|-------|-----|----|----|----|-----|----|-------|-----|----|----|----|----|----|-----|-----|----|----|------|
| 2022— | ACL Angels | 0-0 | 0.00 | 5 | 0 | 0 | 1 | 0 | 0 | 5.0 | 4 | 0 | 0 | 0 | 0 | 1 | 0 | 11 | 0 | 0 | .222 |
| | Inland Empire | 1-1 | 2.35 | 12 | 0 | 0 | 10 | 0 | 4 | 15.1 | 7 | 5 | 4 | 0 | 2 | 5 | 1 | 28 | 1 | 0 | .137 |
| 2023— | Rocket City | 3-6 | 4.86 | 44 | 0 | 0 | 27 | 0 | 10 | 46.1 | 39 | 30 | 25 | 8 | 2 | 22 | 1 | 45 | 8 | 1 | .227 |
| | Salt Lake | 0-1 | 10.38 | 7 | 0 | 0 | 2 | 0 | 0 | 8.2 | 9 | 10 | 10 | 2 | 1 | 7 | 0 | 11 | 1 | 0 | .281 |
| 2024— | Rocket City | 1-0 | 0.84 | 8 | 0 | 0 | 6 | 0 | 1 | 10.2 | 4 | 3 | 1 | 0 | 1 | 3 | 0 | 12 | 0 | 1 | .114 |
| | Salt Lake | 2-0 | 5.23 | 25 | 0 | 0 | 4 | 0 | 0 | 32.2 | 39 | 21 | 19 | 3 | 2 | 15 | 1 | 25 | 1 | 0 | .310 |
| MINOR TOTALS | | 7-8 | 4.47 | 101 | 0 | 0 | 50 | 0 | 15 | 118.2 | 102 | 69 | 59 | 13 | 8 | 53 | 3 | 132 | 11 | 2 | .235 |



NATIONAL BASEBALL HALL OF FAME AND MUSEUM

25 Main Street, Cooperstown, New York 13326

Phone: (607) 547-7200

Public Relations: (607) 547-0215

E-mail address: info@baseballhall.org

Website: baseballhall.org

Summer Hours: Memorial Day Weekend - Labor Day Weekend: 9 a.m. to 7 p.m.

Regular Hours: 9 a.m. to 5 p.m.

Holiday Closings: Thanksgiving Day, Christmas Day, and New Year's Day.

DIRECTORY: Jane Forbes Clark (Chairman), Josh Rawitch (President), Lisa Bendino-Anderson (Vice President, Museum Affairs), Shilpa Ketharaju (Vice President Finance and Administration), Sean Gahagan (Vice President, Retail Merchandising & Licensing), Ken Meifert (Vice President, Sponsorship & Development), Ryan Selznor (Vice President, People and Culture)

PR CONTACTS: Jon Shestakofsky (Vice President, Communications & Content) and Craig Muder (Comm. Director)

HALL OF FAME WEEKEND 2025: July 25-28

Class of 2025: Dick Allen, Dave Parker, CC Sabathia, Ichiro Suzuki, Billy Wagner

Awards Presentation: Sat., July 26 **Induction:** Sun., July 27, 1:30 p.m. ET, Clark Sports Center

ANGELS IN THE HALL OF FAME

Fifteen members of the National Baseball Hall of Fame have worn an Angels uniform, including 2025 electee Dave Parker. The other 14 are Bert Blyleven, Rod Carew, Vladimir Guerrero, Rickey Henderson, Whitey Herzog, Reggie Jackson, Eddie Murray, Frank Robinson, Nolan Ryan, Lee Smith, Don Sutton, Hoyt Wilhelm, Dick Williams and Dave Winfield. For more information on Los Angeles/California/Anaheim/Los Angeles Angels of Anaheim in the Hall of Fame, visit the "Hall of Famers" team pages at www.baseballhall.org.

NOTABLE ANGELS ARTIFACTS IN COOPERSTOWN

- Jersey worn by Mike Trout during the 2022 season.
- Bat used by Shohei Ohtani on April 4, 2021, when he started the game on the mound and hit the first pitch he saw as a batter for a home run.
- The caps worn by Taylor Cole and Felix Peña during their combined no-hitter on July 12, 2019.
- Cap worn by 2018 American League Rookie of the Year Shohei Ohtani in his big league pitching debut on April 1, 2018.
- Jersey worn by Albert Pujols on June 3, 2017, when he hit his 600th home run.
- Bat used by Mike Trout in the 2015 All-Star Game, in which he hit a HR and became the first player in history to win the game's MVP Award in back-to-back years.
- Cap worn by Mike Trout when he won the 2014 All-Star Game MVP Award.
- Spikes worn by Albert Pujols when he hit his 500th home run on April 22, 2014.
- Cap and spikes worn by Mike Trout during his 2012 American League Rookie of the Year season.
- Balls from Francisco Rodriguez's 50th, 57th and record 58th save along with a jersey which set the new single season saves mark, on Sept. 13, 2008.
- Cap worn by John Lackey to win Game 7 of the 2002 Series.
- Bat used by Adam Kennedy to hit three home runs in the clinching Game 5 of the 2002 ALCS.
- Entire uniform worn by Rod Carew on Aug. 4, 1985, when he achieved his 3,000th career hit.



Bat used by Mike trout at 2015 All-Star Game.

A LOOK AHEAD TO 2026

Ballots for the 2026 Hall of Fame/BBWAA election will be distributed following the 2025 season with results from the voting scheduled to be announced in January 2026. A partial list of first-year candidates for election includes Ryan Braun, Edwin Encarnación, Cole Hamels and Matt Kemp. Historical information on past BBWAA elections and the election process can be accessed at www.baseballhall.org or by contacting the Hall of Fame Communications department.

CONNECT TO COOPERSTOWN

- For news from Cooperstown, visit at www.baseballhall.org. Stay up-to-date on all the activity at the Hall of Fame's official site, on Twitter @baseballhall and through social networking on Facebook, Instagram and TikTok.
- If you would like to receive interesting stories and timely news items direct from the Hall of Fame and get the inside track on the latest happenings in Cooperstown, sign up for *Inside Pitch*. There's no cost to receive our weekly electronic newsletter in your e-mail box at home or work and it's easy to enroll: Just log on to www.baseballhall.org/InsidePitch.
- If you have an interest in receiving *Around The Horn*, the Hall's monthly media newsletter, please send an e-mail to info@baseballhall.org. Be sure to include your name, name of organization and e-mail address. Or visit www.baseballhall.org/media-info.

RESEARCH ASSISTANCE

The Hall of Fame is pleased to provide assistance in baseball research and members of the media are encouraged to utilize this valuable baseball resource whenever necessary by calling the Public Relations department at (607) 547-0215, or the Library Reference desk at (607) 547-0330.



2024 IN REVIEW



2024 IN REVIEW



FRONT ROW (L-R): Manny Del Campo, Jason Brown, Jerry Narron, Jayson Nix, Steve Karsay, Barry Enright, Ray Montgomery, Ron Washington, Johnny Washington, Bo Porter, Eric Young Sr., Ryan Goins, Ali Modami, Mike Ashman, Tim Buss

SECOND ROW (L-R): Niko Kavadas, Jack López, Michael Stefanic, José Quijada, Carson Fulmer, Zach Neto, Mickey Moniak, Kevin Pillar, Matt Thaiss, Ryan Miller

THIRD ROW (L-R): Jo Adell, Tyler Anderson, Brandon Drury, Anthony Rendon, Mike Trout, Logan O'Hoppe, Taylor Ward, Griffin Canning, Matt Moore, Roansy Contreras

TOP ROW (L-R): Victor Mederos, Sam Aldegheri, Caden Dana, Hunter Strickland, Patrick Sandoval, Jack Kochanowicz, Ben Joyce, Nolan Schanuel, José Soriano, Brock Burke, Ryan Zeferjahn

ANGELS OVERALL: The 2024 Angels completed their 64th MLB campaign with an 63-99 (.389) mark, in fifth place in the A.L. West (-25.5)...Club was 14-35-3 in 52 series...Halos were 32-49 at home and 31-50 on road...Angels were 21-31 vs. A.L. West, 10-22 vs. A.L. Central, 10-22 vs. A.L. East, and 22-24 in Interleague play...Club went on a season-high six-game win streak from June 24-29 and the longest losing streak was seven games from Aug. 21-28...Finished under .500 for a ninth consecutive season...The 63-99 record on the year set a franchise record for losses in a single season (previous mark was 95 losses during the 1968 and 1980 seasons).

TEAM MVP: **Zach Neto** was selected by his teammates as the Angels Most Valuable Player...The Angels MVP is awarded by vote of the players to the Angel who most truly exemplifies the qualities of inspirational leadership, sportsmanship and professional ability...He was the fifth Angels player to be named Team MVP at age-23 or younger, along with **Jim Fregosi**, **Jerry Remy**, **Jim Abbott** and **Mike Trout**.

NICK ADENHART AWARD: The Nick Adenhart Award, annually voted on by Angels players, goes to the top pitching performer for the season...2024 recipient was **Tyler Anderson**, who was selected to his second career All-Star Game and led the Angels pitching staff with 10 wins, 179.1 innings pitched and 142 strikeouts...He became the third Angels left-hander to win the Nick Adenhart Award, joining **C.J. Wilson** (2013) and **Andrew Heaney** (2018).

ELITE COMPANY: **Zach Neto** compiled 34 doubles, 23 home runs and 30 stolen bases on the season...The only other A.L. players to reach those totals in a season by age-23 are: **Jose Canseco** (1988), **Alex Rodriguez** (1998), **Mike Trout** (2013) and **Julio Rodriguez** (2023)...Neto was the first infielder in Angels history to have 20+ HR and 30+ SB in a season and also joins Trout as the only Angels to have a 20 HR/30 SB season by age-23 (or younger).

NEW SHORTSTOP HR LEADER: With 23 home runs on the season, **Zach Neto** set a new single season Angels record for home runs as a shortstop...Previous mark belonged to **Jim Fregosi** (20 HR as a shortstop in 1970).

THE MANAGER: **Ron Washington** completed his ninth season as a Major League manager in 2024 and his first with the Angels...He previously served as the Texas Rangers manager from 2007-14.

BATTING LEADER: Entering play on July 2, **Luis Rengifo** led the Majors with a .317 (77/243) batting average...He was the first Angels player to lead MLB in batting average that late in a season since **Rod Carew** had a .372 (132/355) average on Aug. 12, 1983 (ELIAS).

'PEN PALS: Over an 89-game stretch from June 17 – Sept. 27, Angels relievers led the Majors with a 2.69 ERA (344 IP – 103 ER).

MOST SINGLE-SEASON HOME RUNS AS AN ANGELS SHORTSTOP

| Rank | Player | Year | HR |
|------|-------------|------|----|
| 1. | Zach Neto | 2024 | 23 |
| 2. | Jim Fregosi | 1970 | 20 |
| 3. | Jim Fregosi | 1964 | 17 |
| 4. | Jim Fregosi | 1965 | 15 |

2024 IN REVIEW



QUALITY JACK: Jack Kochanowicz registered quality starts in eight of his 11 games pitched...In his final nine starts after being recalled from Double-A on Aug. 10, he pitched to a 2.78 ERA (58.1 IP - 18 ER)...Kochanowicz is the fifth pitcher in Angels history with 8+ quality starts within his first 11 career MLB games, joining **Tom Murphy** (1968), **Frank Tanana** (1973-74), **John Lackey** (2002) and **Jered Weaver** (2006).

INNINGS EATERS: With 179.1 IP on the year, **Tyler Anderson** had the most innings by an Angels pitcher since **Andrew Heaney** (180.0 IP) in 2018...Anderson and **Griffin Canning** were the first pair of Angels teammates to both reach 162+ IP in a season since 2015 (**Garrett Richards** & **Hector Santiago**).

O'HAMMERED: **Logan O'Hoppe** ranked third in the Majors with 20 home runs as a catcher this season, behind Seattle's **Cal Raleigh** (28 HR) and Oakland's **Shea Langeliers** (27 HR)...He is the first Halos catcher with 20 HR in a season since **Mike Napoli** (20 HR) in 2008...The only Angels player with more than 20 HR in a season as a catcher is **Lance Parrish** (22 HR in 1990).

YOUTH MOVEMENT: May 20 at Houston was the first time in Angels history that 4+ players age-25-or-younger hit a home run in a game...They were the first team in MLB history with a HR from a 22-year-old (**Nolan Schanuel**), 23-year-old (**Zach Neto**), 24-year-old (**Logan O'Hoppe**) and 25-year-old (**Jo Adell**) in the same game.

BRINGING THE HEAT: On Sept. 3, **Ben Joyce** pitched a 105.5 MPH fastball to strike out **Tommy Edman** to end the top of the 9th inning...It was the fastest pitch thrown in the Majors in 2024 and the fastest strikeout pitch in the pitch-tracking era (since 2008)...Joyce eclipsed 100+ MPH with 44.0% (238 of 541) of his pitches this season, which ranked second in the Majors behind Oakland's **Mason Miller** (49.8%).

ROOKIE SCORELESS STREAKS: From June 14 - Aug. 3, **Ben Joyce** had a 22.2 IP scoreless streak (snapped on Aug. 8 at Yankee Stadium on a solo HR by **Oswaldo Cabrera**)...The streak finished as the sixth-longest by a rookie in Angels history and was the longest since a 23.1 IP streak by **Matt Shoemaker** in 2014 (ELIAS).

LEADING OFF: **Taylor Ward** totaled five leadoff home runs, which were the most for an Angels player in a season since **Mike Trout** (5) in 2012...All five of Ward's leadoff homers came between Aug. 30 - Sept. 19...His four leadoff HR in September tied for the second-most in a September all-time (**Alfonso Soriano** hit seven for Cubs in 2007).

LET THE KIDS PLAY: A total of 10 players made their Major League debuts with the Angels during the 2024 season: **Zac Kristofak**, **Jack Kochanowicz**, **Niko Kavadas**, **Ryan Zeferjahn**, **Ryan Miller**, **Sam Aldegheri**, **Caden Dana**, **Bryce Teodosio**, **Eric Wagaman** and **Gustavo Campero**.

CLUB RECORDS: **Mike Trout** had his 26th career multi-HR game on April 1 at Miami, extending his franchise record (**Tim Salmon** and **Vladimir Guerrero** had 20 multi-HR games for LAA)...On April 16 at Tampa Bay, Trout drew his 971st career walk, which surpassed **Tim Salmon** (970) for the most in Angels history.

ROOKIE LEADER: **Nolan Schanuel** led Major League rookies in on-base percentage (.343), times on base (207) and walks (68).

ANGELS AT A GLANCE

| | |
|-----------------------------|-------|
| Final record | 63-99 |
| Home record | 32-49 |
| Road record | 31-50 |
| Day games | 19-29 |
| Night games | 44-70 |
| Before All-Star Break | 41-55 |
| After All-Star Break | 22-44 |

NUMBER OF DAYS

| | |
|-----------------------|----|
| In First place | 5 |
| In Second place | 13 |
| In Third place | 11 |
| In Fourth place | 93 |
| In Fifth place | 64 |

WHEN ANGELS

| | |
|--------------------------------|-------|
| Score first | 34-22 |
| Score second or shut out | 29-77 |
| 1-run games | 22-26 |
| Score 3 runs or fewer | 14-61 |
| Score 4 runs or more | 49-38 |
| Lead after 7 innings | 47-9 |
| Trail after 7 innings | 9-82 |
| Tied after 7 innings | 7-8 |
| Lead after 8 innings | 54-6 |
| Trail after 8 innings | 2-87 |
| Tied after 8 innings | 7-6 |
| Extra innings | 4-8 |
| Come-from-behind wins | 35-29 |
| Win/lose in final at-bat | 13-15 |
| Walk-off games | 5-7 |
| Vs. LHSP | 14-20 |
| Vs. RHSP | 49-79 |
| Out-hit opponent | 39-22 |
| Out-hit by opponent | 16-71 |
| Opponent has equal hits | 8-6 |
| Record 10+ hits | 29-14 |
| Allow 10+ hits | 8-38 |
| Hit a home run | 50-66 |
| Allow a home run | 33-86 |
| Commit an error | 20-52 |

MONTHLY RECORDS

| | |
|-------------------|----------------------|
| March/April | 11-19 (15-14 in '23) |
| May | 10-17 (15-13 in '23) |
| June | 15-11 (14-13 in '23) |
| July | 11-14 (12-11 in '23) |
| August | 9-19 (8-19 in '23) |
| September | 7-19 (9-19 in '23) |

2024 SERIES RECORD

14-35-3



2024 IN REVIEW

PITCHING COMPARISON

WITH A.L. RANKING

| | 2023 | 2024 |
|----------|-------------|--------------|
| ERA | 4.64 (12th) | 4.56 (14th) |
| BAA | .252 (12th) | .246 (13th) |
| WHIP | 1.42 (14th) | 1.35 (14th) |
| ERA - SP | 4.47 (11th) | 4.97 (15th) |
| ERA - RP | 4.88 (12th) | 3.99 (8th) |
| BB | 636 (13th) | 601 (14th) |
| SO | 1,445 (7th) | 1,252 (15th) |

OFFENSIVE COMPARISON

WITH A.L. RANKING

| | 2023 | 2024 |
|------|------------|-------------|
| RUNS | 739 (9th) | 635 (13th) |
| AVG | .245 (8th) | .229 (13th) |
| HR | 231 (3rd) | 165 (11th) |
| SLG | .426 (5th) | .369 (13th) |
| OBP | .317 (9th) | .301 (13th) |
| XBH | 505 (7th) | 407 (14th) |
| OPS | .743 (7th) | .670 (13th) |

SO EXTRA: Logan O'Hoppe recorded an extra-base hit in six straight games from June 7-15...It was the longest streak by a catcher in Angels history and the longest for any Halos player since a six-game streak by Shohei Ohtani from June 25-30, 2023.

SCHANUEL'S STREAKS: Nolan Schanuel compiled four separate hit streaks of 9+ games during the 2024 season, which was the second-most in the Majors (Bobby Witt Jr. had five streaks for Kansas City)... Schanuel's streak of 30 consecutive games reaching base safely to begin his career was snapped on March 30 at Baltimore and finished as the third-longest all-time to begin a career, behind Alvin Davis, who reached safely in a MLB record 47 straight games to begin his career with the 1984 Mariners, and a 38-game streak by Truck Hannah for the 1918 Yankees.

25U SQUAD: Angels were the only team in the Majors to have four players at age-25-or-younger hit 10+ home runs in 2024.

HISTORICAL SERIES: During the Angels series at New York (A.L.) from Aug. 7-8, Zach Neto batted .538 (7/13) with two doubles, two HR and nine RBI...He joined Prince Fielder (May 22-24, 2015 for Texas) as the only visitors with 7+ hits and 9+ RBI in a three-game series at the new Yankee Stadium...On Aug. 7, he matched the Angels record for RBI in a doubleheader with eight across the twinbill, highlighted by homers in both games...With a career-high six RBI in the nightcap - including his first career grand slam - became the first ever visiting shortstop with 6+ RBI in a game at (new or old) Yankee Stadium.

DANA'S DEBUT: At 20 years, 259 days old during his MLB debut (Sept. 1 vs. Seattle), Angels top prospect Caden Dana became the youngest Halos pitcher since Francisco Rodriguez in 2002 and youngest starting pitcher since Frank Tanana in 1973...With the winning decision he became the youngest player to win his MLB debut in franchise history.

MATTY THAISS: On July 30 vs. Colorado, Matt Thaiss became the first player in Angels history with 5+ RBI and 2+ stolen bases in the same game...He was also the second catcher in Major League history with 5+ RBI and 2+ SB in a game, joining Hall of Famer Mickey Cochrane for the Tigers on Aug. 9, 1934 vs. St. Louis Browns.

THE ITALIAN: A native of Verona, Italy, Sam Aldegheri became the first pitcher born and raised in Italy to play in the Majors when he made his Major League debut with the Angels on Aug. 30 vs. Seattle...Overall, he was the fifth Italian-born MLB pitcher and first since Cleveland's Marino Pieretti in 1950, but each of the previous four Italian-born pitchers moved to the United States in their childhoods.

MULTI-HR DUO: Jo Adell and Mickey Moniak both hit two home runs on Aug. 31 vs. Seattle...It marked the first time the Angels had two players with multiple home runs in the same game since Aug. 19, 2017 vs. Baltimore (Mike Trout & Luis Valbuena) and the first time two Halos outfielders each had multi-HR games together since June 4, 2003 by Garret Anderson and Jeff DaVanon at Montreal (in Puerto Rico).

2024 OFFENSIVE LEADERS

| | | |
|------|------|----------|
| AVG | .250 | Schanuel |
| RUNS | 73 | Ward |
| HITS | 144 | Ward |
| HR | 25 | Ward |
| XBH | 58 | Neto |
| RBI | 77 | Neto |
| SB | 30 | Neto |
| OBP | .343 | Schanuel |
| SLG | .443 | Neto |
| OPS | .761 | Neto |

2024 PITCHING LEADERS

| | | |
|------------|----------|--------------------|
| WINS | 10 | Anderson |
| GAMES | 72 | Strickland |
| STARTS | 31 (tie) | Canning & Anderson |
| ERA - SP | 3.81 | Anderson |
| ERA - RP | 3.31 | Strickland |
| BAA - SP | .232 | Anderson |
| BAA - RP | .199 | Contreras |
| INNINGS | 179.1 | Anderson |
| STRIKEOUTS | 142 | Anderson |
| WHIP | 1.29 | Anderson |
| SAVES | 20 | Estévez |

2024 IN REVIEW



5,000 WINS: The Angels victory on July 21 at Oakland was the 5,000th regular season win in Club history...Halos became the first expansion team to reach the threshold.

GAME #10,000: The Angels game on April 22 vs. Baltimore was the 10,000th regular season game in franchise history...Halos were the first expansion team to reach 10,000 games.

THE MICK: On June 15 at San Francisco, **Mickey Moniak** had a ground-rule double in the 2nd inning, a two-RBI double in the 3rd inning and a triple in the 4th inning, to become the first Angels player with an extra-base hit in three straight innings since **Garret Anderson** on Aug. 21, 2007 vs. NYY.

DAMN, DANIEL! On June 27 vs. Detroit, **Davis Daniel** made his first career MLB start and became the first pitcher to toss 8+ scoreless innings with 8+ strikeouts in his first career start since Colorado's **Jason Jennings** in 2001...He was the fourth pitcher since 1901 with 8+ scoreless IP, 8+ strikeouts and zero walks in his first MLB start, joining **George McQuillan** (1907 Phillies), **Russ Ford** (1910 Yankees) and **Ron Herbel** (1964 Giants).

RELIEVER OF THE MONTH: **Carlos Estévez** was named A.L. Reliever of the Month for June...He was the first Angels pitcher to receive the honors since **Raisel Iglesias** in July 2021...He worked 10.0 scoreless innings across 10 appearances in June, going 1-0 with eight saves...Estévez had a streak of retiring 26 consecutive batters faced from May 28 - June 25, which tied with **Iglesias** (2021) for the second-longest by a reliever in franchise history, trailing only a 27-batter streak by **Hansel Robles** in 2019 (ELIAS).

FIRST IMPRESSIONS: **Kevin Pillar** batted .354 (35/99) with 14 XBH and 24 RBI through his first 29 games with the Angels from May 1 - June 14...He had a career-high 14-game hit streak from May 11 - June 1...The 24 RBI tied for sixth-most in Angels history through a player's first 29 games with the team.

MILESTONE MAN: **Kevin Pillar** reached several career milestones during his first month in an Angels uniform...He reached 100 career stolen bases on May 15 vs. St. Louis...On May 19 at Texas, he recorded the 1,000th hit of his career and scored the 500th run of his career.

MY NAME IS: The Angels used 64 different players in 2024, which tied for the third-most in a season in franchise history (Halos used 66 different players in 2022 & 2023)...Additionally, Angels used 40 different pitchers in 2024, which equaled the Club record from 2021.

GOING GLOBAL: Over the course of the 2024 season, the Angels used players from eight different countries and territories: United States (45 players), Dominican Republic (8), Venezuela (5), Colombia (2), Canada (1), Cuba (1), Italy (1) and Puerto Rico (1).

OPENING DAY STAPLE: With his start on Opening Day in Baltimore, **Mike Trout** became the third player in Angels history to make 12+ Opening Day starts, joining **Garret Anderson** (14) and **Tim Salmon** (13)...Trout established a new franchise record with 12 consecutive Opening Day starts at one position; Salmon made 11 straight Opening Day starts in right field from 1993-2003.

DEFENSIVE HONORS: **Jo Adell** was named Defensive Player of the Month for May by Sports Info Solutions...He led all players with nine Defensive Runs Saved and his five Good Fielding Plays for the month ranked second among right fielders to **Starling Marte**'s eight...**Zach Neto** led MLB shortstops with seven Defensive Runs Saved for the month of June...**Kevin Pillar**'s diving catch on Aug. 3 vs. New York Mets robbed **Francisco Lindor** of a leadoff hit to earn MLB "Electric Play of the Week" honors for the second time in 2024 (also robbed home run on July 4 at OAK).

ROBERTO CLEMENTE AWARD: **Mike Trout** was named the Angels nominee for the 2024 Roberto Clemente Award...The award is the annual recognition of a Major League player who best represents the game of Baseball through extraordinary character, community involvement, philanthropy, and positive contributions both on and off the field.

HEART AND HUSTLE AWARD: **Logan O'Hoppe** was the Angels recipient of the 2024 Heart & Hustle Award, which is voted on by Alumni and presented to a player who demonstrates a passion for the game of baseball and best embodies the values, spirit and traditions of the game.

ACT OF VALOR AWARD: **Zach Neto** was the Angels nominee for the 2024 Bob Feller Act of Valor Award...The award is given annually to a current MLB player, recognizing their support of U.S. military service members and veterans & their active involvement and leadership in their community.

LONG SHOTS

2024 Angels Longest Home Run Distances

| Player | Distance | Game |
|---------------|----------|--------------|
| Mike Trout | 473 ft. | 4/1 at MIA |
| Logan O'Hoppe | 467 ft. | 6/15 at SF |
| Brandon Drury | 459 ft. | 9/9 at MIN |
| Logan O'Hoppe | 454 ft. | 8/1 vs. COL |
| Matt Thaiss | 446 ft. | 5/26 vs. CLE |

RECORDS BY UNIFORM

| | |
|-------------------|-------|
| White..... | 21-32 |
| Gray..... | 22-31 |
| Red (TOTAL)..... | 12-27 |
| Red (home)..... | 3-9 |
| Red (road)..... | 9-18 |
| City Connect..... | 6-4 |
| Throwback..... | 2-5 |



2024 IN REVIEW

TEAM BATTING

| | | |
|----------------------------------|----|---|
| Runs, Game, Angels | 10 | - Three times; last, 9/4 vs. LAD |
| Runs, Game, Opponents | 16 | - 4/27 vs. MIN |
| Runs, Inning, Angels | 7 | - 5/20 @ HOU (5th) |
| Runs, Inning, Opponents | 9 | - Twice; last, 6/16 @ SF (4th) |
| Hits, Game, Angels | 15 | - Twice; last 7/21 @ OAK |
| Hits, Game, Opponents | 20 | - 9/21 @ HOU |
| Hits, Inning, Angels | 6 | - Twice; last, 6/12 @ AZ (4th) |
| Hits, Inning, Opponents | 7 | - Three times; last, 9/26 @ CWS (5th) |
| Extra-Base Hits, Game, Angels | 6 | - Five times; last, 8/31 vs. SEA |
| Extra-Base Hits, Game, Opponents | 9 | - 9/21, @ HOU |
| Home Runs, Game, Angels | 4 | - Twice; last, 8/31 vs. SEA |
| Home Runs, Game, Opponents | 5 | - 4/5 vs. BOS |
| Home Runs, Inning, Angels | 3 | - 5/20 @ HOU (5th) |
| Home Runs, Inning, Opponents | 3 | - Three times; last, 5/24 vs. CLE (4th) |
| Singles, Game, Angels | 13 | - 7/21 @ OAK |
| Singles, Game, Opponents | 11 | - Three times; last, 9/21 @ HOU |
| Doubles, Game, Angels | 5 | - Twice; last, 4/23 vs. BAL |
| Doubles, Game, Opponents | 7 | - 4/28 vs. MIN |
| Triples, Game, Angels | 1 | - Several; last, 9/20 @ HOU |
| Triples, Game, Opponents | 2 | - 6/11 @ AZ |
| Total Bases, Game, Angels | 26 | - 5/20 @ HOU |
| Total Bases, Game, Opponents | 35 | - 9/21 @ HOU |
| Left on Base, Angels | 15 | - 9/18 vs. CWS |
| Left on Base, Opponents | 14 | - 9/21 @ HOU |
| Stolen Bases, Game, Angels | 5 | - 4/16 @ TB |
| Stolen Bases, Game, Opponents | 4 | - Twice; last, 5/14 vs. STL |
| Stolen Bases, Inning, Angels | 3 | - 7/6 @ CHC (3rd) |
| Stolen Bases, Inning, Opponents | 3 | - Twice; last, 7/14 vs. SEA (7th) |
| Caught Stealing, Game, Angels | 2 | - Twice; last, 9/25 @ CWS |
| Caught Stealing, Game, Opponents | 2 | - Three times; last, 4/20 @ CIN |
| Sacrifice Hits, Game, Angels | 1 | - Several; last, 9/18 vs. CWS |
| Sacrifice Hits, Game, Opponents | 2 | - 8/10 @ WSH |
| Sacrifice Flies, Game, Angels | 2 | - Five times; last 8/20 @ KC |
| Sacrifice Flies, Game, Opponents | 2 | - Four times; last 7/30 vs. COL |
| Pinch-Hits, Game, Angels | 2 | - 4/7 vs. BOS |
| Pinch-Hitters Used, Game, Angels | 3 | - Six times; last, 9/18 vs. CWS |

TEAM FIELDING

| | | |
|-------------------------------|------|----------------------------------|
| Double Plays, Game, Angels | 4 | - 6/12 @ AZ |
| Double Plays, Game, Opponents | 4 | - 6/4 vs. SD |
| Triple Plays, Game, Angels | None | - |
| Triple Plays, Game, Opponents | None | - |
| Errors, Game, Angels | 3 | - Four times; last, 9/28 vs. TEX |
| Errors, Inning, Angels | 2 | - Five times; last, 9/28 vs. TEX |
| Errors, Game, Individual | 3 | - Eric Wagaman, 9/19 vs. HOU |

TEAM PITCHING

| | | |
|---|----|-----------------------------------|
| Strikeouts, Game, Angels | 18 | - 5/1 @ PHI |
| Strikeouts, Game, Opponents | 16 | - Twice; last, 9/21 @ HOU |
| Base on Balls, Game, Angels | 9 | - Three times; last, 7/4 @ OAK |
| Base on Balls, Game, Opponents | 13 | - 8/11 @ WSH |
| Hit Batters, Game, Angels | 3 | - Three times; last, 7/25 vs. OAK |
| Fewest Hits Allowed, 9 innings, Angels | 2 | - 6/28 vs. DET |
| Fewest Hits Allowed, 9 innings, Opponents | 1 | - 8/24 @ TOR |
| Fewest Hits Allowed, Extra Innings, Angels | 5 | - 6/21 @ LAD |
| Fewest Hits Allowed, Extra Innings, Opponents | 4 | - 6/21 @ LAD |
| Pitchers Used, Game, Angels | 7 | - Twice; last, 9/18 vs. CWS |

2024 IN REVIEW



INDIVIDUAL BATTING

| | |
|------------------------|------|
| At-Bats, Game | 6 |
| Runs, Game | 3 |
| Hits, Game | 5 |
| Hits, Inning | 1 |
| Doubles, Game | 2 |
| Triples, Game | 1 |
| Home Runs, Game | 2 |
| RBI, Game | 6 |
| Extra-Base Hits, Game | 3 |
| Total Bases, Game | 10 |
| Base on Balls, Game | 3 |
| Strikeouts, Game | 4 |
| Stolen Bases, Game | 2 |
| Caught Stealing, Game | 2 |
| Longest Hitting Streak | 14 |
| Grand Slams | 5 |
| Walk-Off HR | 3 |
| Pinch-Hit HR | 1 |
| Inside-the-Park HR | None |

- Six times; last, Eric Wagaman on 9/18 vs. CWS
- Several; last, Niko Kavadas on 9/28 vs. TEX
- Logan O'Hoppe, 6/9 vs. HOU
- Several; last, Michael Stefanic, 9/29 vs. TEX
- Several; last, Jack Lopez, 9/27 vs. TEX
- Several; last, Gustavo Campero, 9/20 @ HOU
- Several; last, Zach Neto, 9/22 @ HOU
- Three times; last, Zach Neto, 9/22 @ HOU
- Four times; last, Zach Neto, 9/22 @ HOU
- Twice; last, Zach Neto, 9/22 @ HOU
- Several; last, Matt Thaiss, 9/25 @ CWS
- Several; last, Zach Neto, 9/21 @ HOU
- Several; last, Zach Neto on 9/7 @ TEX
- Zach Neto, 9/25 @ CWS
- Twice; last, T. Ward, 8/20 - 9/4
- L. O'Hoppe, 4/5 vs. BOS; J. Adell, 5/31 @ SEA; M. Moniak, 6/25 vs. OAK; T. Ward, 7/28 vs. OAK; Z. Neto, 8/7 (Game 2) @ NY
- L. O'Hoppe, 6/9 vs. HOU; W. Calhoun, 7/12 vs. SEA; M. Moniak, 8/31 vs. SEA
- J. Adell, 5/31 @ SEA

INDIVIDUAL PITCHING

| | |
|---|------|
| Strikeouts, Game (Starter) | 12 |
| Strikeouts, Game (Reliever) | 6 |
| Base on Balls, Game | 6 |
| Base on Balls, Inning | 4 |
| Earned Runs Allowed, Game | 9 |
| Earned Runs Allowed, Inning | 5 |
| Hits Allowed, Game | 11 |
| Hits Allowed, Inning | 5 |
| Home Runs Allowed, Game | 3 |
| Home Runs Allowed, Inning | 3 |
| Hit Batters, Game | 2 |
| Fewest Hits Allowed, Complete Game | None |
| Innings Pitched, Starter | 8.0 |
| Innings Pitched, Reliever | 6.0 |
| Fewest Innings Pitched, Starter | 1.0 |
| Longest Winning Streak | 3 |
| Longest Losing Streak | 4 |
| Consecutive Scoreless Innings, Starter | 14.0 |
| Consecutive Scoreless Innings, Reliever | 20.2 |

- Twice; last, Reid Detmers, 9/27 vs. TEX
- Twice; last, Griffin Canning, 8/22 @ TOR
- Tyler Anderson, 5/29 vs. NY
- Three times; last, Ryan Miller, 9/19 @ HOU
- Griffin Canning, 9/10 @ MIN
- Five times; last, Matt Moore, 7/19 @ OAK
- Twice; last, Tyler Anderson, 8/20 @ KC
- Several; last, Tyler Anderson, 9/20 @ HOU
- Several; last, Reid Detmers, 9/27 vs. TEX
- Twice; last, Chase Silseth, 4/7 vs. BOS
- Five times; last, Jack Kochanowicz, 9/11 @ MIN
- Four times; last, Tyler Anderson, 7/6 @ CHC
- Twice; last, Griffin Canning, 8/22 @ TOR
- Twice; last, Caden Dana, 9/8 @ TEX
- Three times; H. Crouse, 7/10 - 7/14; T. Anderson, 5/11 - 5/22; R. Detmers, 3/31 - 4/12
- Twice; G. Canning, 6/2 - 6/18; R. Detmers, 4/22 - 5/9
- Tyler Anderson, 4/2 - 4/8
- Ben Joyce, 6/14 - 8/3

TEAM MISCELLANEOUS

| | |
|-----------------------------------|--------|
| Longest Winning Streak | 6 |
| Longest Home Winning Streak | 6 |
| Longest Road Winning Streak | 5 |
| Longest Losing Streak | 7 |
| Longest Home Losing Streak | 4 |
| Longest Road Losing Streak | 7 |
| Most Games over .500 | 2 |
| Most Game under .500 | 36 |
| Longest Game, Innings | 13 |
| Longest Game, Time, Nine Innings | 3:17 |
| Longest Game, Time, Extra Innings | 3:44 |
| Shortest Game, Time | 1:55 |
| Largest Margin, Victory | 9 |
| Largest Margin, Loss | 11 |
| Largest Crowd, Angel Stadium | 44,822 |
| Smallest Crowd, Angel Stadium | 16,600 |
| Largest Crowd, Road | 53,273 |
| Smallest Crowd, Road | 5,447 |
| Largest Deficit Overcome To Win | 6 |
| Most Players Used, Game | 21 |

- 6/24 - 6/29
- 6/24 - 6/29
- 3/31 - 4/12
- 8/21 - 8/28
- Three times; last, 9/13 - 9/16
- 8/21 - 8/28
- Three times; last, 4/8 (6-4)
- 9/29 (63-99)
- Three times; last, 9/18 vs. CWS
- 6/11 @ AZ
- 5/18 @ TEX (13 inn.)
- 5/6 @ PIT
- Twice; 9/4 vs. LAD & 5/7 @ PIT
- Twice; 4/27 vs. MIN & 7/11 vs. SEA
- 9/4 vs. LAD
- 4/10 vs. TB
- 6/22 @ LAD
- 7/2 @ OAK
- 7/28 vs. OAK (trailed 6-0 in 3rd inn.)
- 9/18 vs. CWS



2024 IN REVIEW

RECORD BY STARTING POSITION

| | |
|------------|---|
| C: | O'Hoppe (47-74); Thaiss (16-25) |
| 1B: | Schanuel (56-81); Drury (5-6); Kavadas (0-5); Calhoun (1-3); Sanó (1-2); Leblanc (0-1); Goodrum (0-1) |
| 2B: | Drury (17-33); Stefanic (13-17); Rengifo (10-18); Guillorme (7-9); Paris (9-7); López (2-12); Hiura (3-1); Leblanc (1-1); Adrianza (1-1) |
| 3B: | Rendon (19-30); Rengifo (21-21); Wagaman (3-14); Drury (5-8); Sanó (5-8); Guillorme (3-7); Tucker (2-5); Adrianza (2-2); Leblanc (2-1); Goodrum (1-2); Stefanic (0-1) |
| SS: | Neto (62-90); López (1-3); Guillorme (0-3); Rengifo (0-2); Paris (0-1) |
| LF: | Ward (51-90); Pillar (8-7); Tucker (2-2); Moniak (1-0); Hicks (1-0) |
| CF: | Moniak (38-53); Pillar (10-24); Trout (10-14); Adell (2-2); Adams (2-2); Teodosio (1-3); Hicks (0-1) |
| RF: | Adell (47-66); Moniak (6-9); Campero (3-9); Pillar (4-6); Hicks (3-4); Adams (0-5) |
| DH: | Calhoun (27-31); Kavadas (6-17); Ward (8-7); Drury (4-11); Sanó (2-6); O'Hoppe (4-2); Rendon (3-3); Thaiss (2-4); Trout (1-4); Hicks (2-3); Tucker (2-2); Hiura (0-3); Moniak (0-2); Pillar (1-1); Schanuel (0-1); Rengifo (1-0); Stefanic (0-1); Leblanc (0-1) |

RECORD BY STARTING BATTING ORDER

| | |
|-------------|--|
| 1st: | Schanuel (32-37); Ward (11-31); Rendon (14-18); Rengifo (2-4); Trout (2-4); Stefanic (1-3); Guillorme (0-1); Hicks (0-1); Adrianza (1-0) |
| 2nd: | Neto (15-34); Rengifo (23-24); Schanuel (9-11); Moniak (4-10); Trout (2-6); Adell (1-3); López (1-3); Hicks (2-2); Tucker (3-0); Drury (1-1); Guillorme (1-1); Pillar (0-1); Rendon (0-1); Stefanic (0-1); Hiura (1-0); Adrianza (0-1) |
| 3rd: | Ward (38-52); Schanuel (10-23); Trout (7-8); O'Hoppe (4-6); Pillar (2-5); Wagaman (0-4); Drury (2-0); Leblanc (0-1) |
| 4th: | Calhoun (22-30); Pillar (14-24); Ward (8-8); Sanó (5-9); Drury (4-9); Rendon (5-7); Kavadas (2-6); O'Hoppe (2-1); Hiura (0-2); Adell (0-1); Rengifo (0-1); Wagaman (1-0); Leblanc (0-1) |
| 5th: | O'Hoppe (26-37); Drury (6-18); Pillar (6-7); Moniak (5-8); Thaiss (3-7); Ward (2-6); Hicks (3-4); Calhoun (3-1); Adell (2-2); Rendon (1-2); Sanó (1-2); Wagaman (1-1); Rengifo (1-1); Schanuel (2-0); Neto (1-1); Kavadas (0-1); Goodrum (0-1) |
| 6th: | O'Hoppe (14-21); Moniak (12-15); Drury (9-11); Neto (8-9); Adell (6-9); Thaiss (4-11); Rendon (2-6); Wagaman (1-5); Sanó (2-2); Calhoun (1-2); Schanuel (0-3); Pillar (1-1); Hicks (1-1); Goodrum (1-1); Adams (0-1); Kavadas (0-1); Rengifo (1-0) |
| 7th: | Adell (12-22); Moniak (13-16); Neto (9-12); Drury (8-10); Rengifo (4-5); Thaiss (4-5); O'Hoppe (2-5); Schanuel (2-4); Leblanc (2-2); Campero (0-4); Wagaman (0-4); Sanó (0-3); Kavadas (1-2); Calhoun (2-1); Tucker (1-1); Adams (1-1); Stefanic (0-1); Hiura (1-0); Adrianza (1-0); Goodrum (0-1) |
| 8th: | Adell (16-16); Neto (15-12); Moniak (9-14); Thaiss (6-5); O'Hoppe (3-6); Drury (1-8); Kavadas (1-8); Tucker (2-6); Rengifo (1-4); Stefanic (3-2); Guillorme (1-4); Campero (1-4); Adams (1-4); Schanuel (1-2); Adrianza (1-2); Leblanc (1-0); Hiura (0-1); Teodosio (0-1) |
| 9th: | Neto (14-22); Adell (12-15); Stefanic (9-12); Guillorme (8-13); Paris (9-8); López (2-12); Kavadas (2-4); Schanuel (0-3); Moniak (2-1); Campero (2-1); Teodosio (1-2); Hiura (1-1); Tucker (0-2); Thaiss (1-1); Rengifo (0-1); Adams (0-1) |



2024 IN REVIEW



INJURED LIST

| PLAYER | INJURY | DATES ON INJURED LIST | GAMES MISSED |
|-------------------|------------------------------|--|--------------|
| José Quijada | Left elbow surgery | Feb. 18 - July 22 | 99 |
| Sam Bachman | Right shoulder inflammation | March 28 - June 14 | 68 |
| Michael Stefanic | Left quad strain | March 28 (retro to March 25) - May 29 | 54 |
| Robert Stephenson | Right shoulder inflammation | March 28 (retro to March 25) - End of season | 162 |
| Chase Silseth | Right elbow inflammation | April 8 - June 25 | 68 |
| Guillo Zuñiga | Right pectoral strain | April 8 - May 25 | 42 |
| Anthony Rendon | Left hamstring strain | April 21 - July 8 | 68 |
| | Low back inflammation | July 30 (retro to July 27) - Aug. 6 | 8 |
| | Left oblique strain | Sept. 10 (retro to Sept. 8) - End of season | 20 |
| José Cisnero | Right shoulder inflammation | April 28 - Aug. 17 | 95 |
| Mike Trout | Left knee meniscus tear | April 30 - End of season | 133 |
| Miguel Sanó | Left knee inflammation | May 1 (retro to April 28) - June 25 | 50 |
| Kelvin Cáceres | Right shoulder lat tear | May 9 - End of season | 125 |
| Brandon Drury | Left hamstring strain | May 9 - June 17 | 34 |
| Luis Rengifo | Viral infection | May 9 (retro to May 6) - May 16 | 10 |
| | Right wrist inflammation | July 5 (retro to July 4) - July 23 | 15 |
| | Right wrist inflammation | Aug. 3 - End of season | 52 |
| Ehire Adriansa | Back spasms | May 10 (retro to May 9) - June 15 | 32 |
| Adam Cimber | Right shoulder inflammation | June 15 - July 22 | 30 |
| José Soriano | Abdomen infection | June 20 (retro to June 17) - July 2 | 12 |
| | Right arm fatigue | Aug. 17 - End of season | 40 |
| Patrick Sandoval | Left elbow strain | June 22 - End of season | 87 |
| Andrew Wantz | Right elbow inflammation | July 2 (retro to July 1) - End of season | 79 |
| José Marte | Viral infection | Aug. 10 (retro to Aug. 8) - End of season | 48 |
| Matt Moore | Left forearm strain | Aug. 27 (retro to Aug. 26) - End of season | 31 |
| Carson Fulmer | Right elbow inflammation | Aug. 30 (retro to Aug. 27) - Sept. 15 | 18 |
| Jo Adell | Left oblique strain | Sept. 7 - End of season | 21 |
| Kevin Pillar | Left thumb sprain | Sept. 7 - Sept. 20 | 12 |
| Ben Joyce | Right shoulder inflammation | Sept. 10 (retro to Sept. 7) - End of season | 21 |
| Sam Aldegheri | Left middle finger blister | Sept. 15 (retro to Sept. 14) - End of season | 15 |
| Bryce Teodosio | Right middle finger fracture | Sept. 15 - End of season | 14 |





2024 IN REVIEW

| PLAYER | AVG | G | AB | R | H | TB | 2B | 3B | HR | RBI | SH | SF | HBP | BB | SO | SB | CS | OPS |
|---------------|------|-----|------|-----|------|------|-----|----|-----|-----|----|----|-----|-----|------|-----|----|------|
| Adams, J. | .229 | 11 | 35 | 4 | 8 | 11 | 0 | 0 | 1 | 4 | 0 | 0 | 0 | 3 | 12 | 2 | 0 | .604 |
| Adell, J. | .207 | 130 | 405 | 54 | 84 | 163 | 15 | 2 | 20 | 62 | 0 | 3 | 7 | 35 | 126 | 15 | 0 | .682 |
| Adrianza, E. | .192 | 8 | 26 | 4 | 5 | 9 | 1 | 0 | 1 | 2 | 0 | 0 | 0 | 2 | 11 | 0 | 0 | .596 |
| Calhoun, W. | .245 | 68 | 229 | 26 | 56 | 87 | 16 | 0 | 5 | 20 | 0 | 1 | 1 | 23 | 31 | 0 | 1 | .695 |
| Campero, G. | .239 | 13 | 46 | 6 | 11 | 16 | 0 | 1 | 1 | 6 | 0 | 0 | 2 | 0 | 8 | 3 | 0 | .619 |
| Drury, B. | .169 | 97 | 325 | 28 | 55 | 74 | 7 | 0 | 4 | 15 | 0 | 3 | 5 | 27 | 81 | 1 | 0 | .469 |
| Goodrum, N. | .000 | 4 | 13 | 1 | 0 | 0 | 0 | 0 | 0 | 0 | 0 | 0 | 0 | 2 | 4 | 1 | 0 | .133 |
| Guillorme, L. | .231 | 50 | 104 | 6 | 24 | 31 | 5 | 1 | 0 | 3 | 1 | 1 | 0 | 11 | 23 | 1 | 2 | .600 |
| Hicks, A. | .140 | 18 | 57 | 6 | 8 | 11 | 0 | 0 | 1 | 5 | 0 | 0 | 0 | 6 | 23 | 0 | 0 | .415 |
| Hiura, K. | .148 | 10 | 27 | 1 | 4 | 4 | 0 | 0 | 0 | 1 | 0 | 0 | 0 | 0 | 10 | 0 | 1 | .296 |
| Kavadas, N. | .183 | 30 | 93 | 11 | 17 | 31 | 2 | 0 | 4 | 8 | 0 | 0 | 2 | 11 | 41 | 1 | 0 | .616 |
| Leblanc, C. | .190 | 11 | 21 | 6 | 4 | 10 | 0 | 0 | 2 | 6 | 0 | 0 | 0 | 7 | 9 | 0 | 0 | .869 |
| López, J. | .254 | 27 | 67 | 4 | 17 | 23 | 3 | 0 | 1 | 6 | 1 | 0 | 1 | 2 | 25 | 0 | 1 | .629 |
| Moniak, M. | .219 | 124 | 392 | 48 | 86 | 149 | 17 | 2 | 14 | 49 | 0 | 1 | 4 | 21 | 114 | 8 | 4 | .646 |
| Neto, Z. | .249 | 155 | 542 | 70 | 135 | 240 | 34 | 1 | 23 | 77 | 4 | 1 | 16 | 39 | 140 | 30 | 10 | .761 |
| O'Hoppe, L. | .244 | 136 | 479 | 64 | 117 | 196 | 17 | 1 | 20 | 56 | 1 | 1 | 8 | 33 | 155 | 2 | 3 | .712 |
| Paris, K. | .118 | 21 | 51 | 4 | 6 | 11 | 2 | 0 | 1 | 5 | 0 | 0 | 0 | 7 | 17 | 1 | 0 | .440 |
| Pillar, K. | .236 | 83 | 259 | 37 | 61 | 98 | 14 | 1 | 7 | 41 | 0 | 2 | 9 | 12 | 61 | 10 | 3 | .669 |
| Rendon, A. | .218 | 57 | 206 | 21 | 45 | 55 | 10 | 0 | 0 | 14 | 0 | 4 | 5 | 23 | 35 | 6 | 1 | .574 |
| Rengifo, L. | .300 | 78 | 283 | 41 | 85 | 118 | 13 | 1 | 6 | 30 | 1 | 0 | 4 | 16 | 44 | 24 | 7 | .763 |
| Sanó, M. | .205 | 28 | 83 | 9 | 17 | 26 | 3 | 0 | 2 | 6 | 0 | 1 | 2 | 9 | 36 | 0 | 0 | .608 |
| Schanuel, N. | .250 | 147 | 519 | 62 | 130 | 188 | 19 | 0 | 13 | 54 | 3 | 7 | 9 | 68 | 103 | 10 | 1 | .706 |
| Stefanic, M. | .218 | 40 | 110 | 8 | 24 | 28 | 4 | 0 | 0 | 8 | 1 | 0 | 3 | 10 | 20 | 0 | 0 | .555 |
| Teodosio, B. | .083 | 5 | 12 | 1 | 1 | 1 | 0 | 0 | 0 | 0 | 0 | 0 | 0 | 0 | 5 | 0 | 0 | .167 |
| Thaiss, M. | .204 | 57 | 157 | 14 | 32 | 47 | 9 | 0 | 2 | 16 | 0 | 1 | 0 | 28 | 58 | 3 | 0 | .622 |
| Trout, M. | .220 | 29 | 109 | 17 | 24 | 59 | 1 | 2 | 10 | 14 | 0 | 0 | 1 | 16 | 27 | 6 | 1 | .867 |
| Tucker, C. | .180 | 24 | 50 | 3 | 9 | 15 | 4 | 1 | 0 | 3 | 0 | 1 | 0 | 6 | 17 | 3 | 1 | .563 |
| Wagaman, E. | .250 | 18 | 72 | 6 | 18 | 29 | 5 | 0 | 2 | 10 | 0 | 0 | 0 | 2 | 17 | 0 | 0 | .673 |
| Ward, T. | .246 | 156 | 585 | 73 | 144 | 249 | 26 | 2 | 25 | 75 | 0 | 8 | 7 | 63 | 163 | 6 | 4 | .748 |
| TOTALS | .229 | 162 | 5357 | 635 | 1227 | 1979 | 227 | 15 | 165 | 596 | 12 | 35 | 86 | 482 | 1416 | 133 | 50 | .671 |
| OPP. | .246 | 162 | 5404 | 797 | 797 | 1328 | 271 | 20 | 202 | 752 | 14 | 43 | 81 | 601 | 1252 | 107 | 34 | .743 |

| PITCHER | W | L | ERA | G | GS | CG | GF | SHO | SV | IP | H | R | ER | HR | HBP | BB | IBB | SOWP | BK | OPP | AVG |
|-----------------|----|----|-------|-----|-----|----|-----|-----|----|--------|------|-----|-----|-----|-----|-----|-----|------|----|-----|------|
| Aldegheri, S. | 1 | 2 | 4.85 | 3 | 3 | 0 | 0 | 0 | 0 | 13.0 | 15 | 12 | 7 | 2 | 2 | 10 | 0 | 10 | 2 | 0 | .273 |
| Anderson, T. | 10 | 15 | 3.81 | 31 | 31 | 0 | 0 | 0 | 0 | 179.1 | 158 | 83 | 76 | 24 | 7 | 73 | 2 | 142 | 3 | 1 | .231 |
| Baumann, M. | 0 | 0 | 6.75 | 10 | 0 | 0 | 2 | 0 | 0 | 9.1 | 14 | 8 | 7 | 2 | 1 | 4 | 1 | 7 | 1 | 0 | .341 |
| Brock, B. | 2 | 1 | 3.54 | 21 | 1 | 0 | 5 | 0 | 0 | 20.1 | 16 | 8 | 8 | 1 | 0 | 7 | 2 | 25 | 0 | 0 | .213 |
| Canning, G. | 6 | 13 | 5.19 | 32 | 31 | 0 | 1 | 0 | 0 | 171.2 | 174 | 105 | 99 | 31 | 6 | 66 | 1 | 130 | 6 | 4 | .261 |
| Cimber, A. | 3 | 0 | 7.03 | 28 | 0 | 0 | 2 | 0 | 0 | 24.1 | 20 | 19 | 19 | 1 | 6 | 14 | 2 | 19 | 1 | 0 | .230 |
| Cisnero, J. | 0 | 0 | 6.89 | 15 | 0 | 0 | 3 | 0 | 0 | 15.2 | 18 | 15 | 12 | 4 | 2 | 8 | 0 | 17 | 3 | 0 | .281 |
| Contreras, R. | 1 | 4 | 4.33 | 37 | 3 | 0 | 14 | 0 | 2 | 52.0 | 44 | 28 | 25 | 8 | 4 | 23 | 4 | 40 | 3 | 0 | .223 |
| Crouse, H. | 4 | 3 | 2.84 | 25 | 0 | 0 | 5 | 0 | 0 | 25.1 | 14 | 10 | 8 | 2 | 2 | 17 | 1 | 34 | 1 | 0 | .159 |
| Cueto, J. | 0 | 2 | 7.15 | 2 | 2 | 0 | 0 | 0 | 0 | 11.1 | 14 | 9 | 9 | 4 | 0 | 3 | 1 | 6 | 0 | 0 | .298 |
| Dana, C. | 1 | 2 | 9.58 | 3 | 3 | 0 | 0 | 0 | 0 | 10.1 | 14 | 12 | 11 | 5 | 1 | 7 | 0 | 8 | 0 | 0 | .318 |
| Davis, D. | 1 | 4 | 6.23 | 6 | 6 | 0 | 0 | 0 | 0 | 30.1 | 39 | 22 | 21 | 5 | 1 | 6 | 0 | 28 | 0 | 1 | .307 |
| Detmers, R. | 4 | 9 | 6.70 | 17 | 17 | 0 | 0 | 0 | 0 | 87.1 | 98 | 67 | 65 | 18 | 2 | 38 | 0 | 109 | 4 | 0 | .279 |
| Estévez, C. | 1 | 3 | 2.38 | 34 | 0 | 0 | 29 | 0 | 20 | 34.0 | 20 | 10 | 9 | 3 | 0 | 5 | 2 | 32 | 1 | 0 | .168 |
| Fulmer, C. | 0 | 5 | 4.15 | 37 | 8 | 0 | 16 | 0 | 0 | 86.2 | 81 | 45 | 40 | 11 | 5 | 40 | 4 | 81 | 5 | 2 | .243 |
| García, L. | 5 | 1 | 3.71 | 45 | 0 | 0 | 8 | 0 | 4 | 43.2 | 37 | 21 | 18 | 4 | 3 | 14 | 1 | 40 | 5 | 0 | .224 |
| Garrett, A. | 0 | 0 | 5.06 | 6 | 0 | 0 | 1 | 0 | 0 | 5.1 | 4 | 3 | 3 | 1 | 0 | 5 | 0 | 11 | 0 | 0 | .211 |
| Guillorme, L. | 0 | 0 | 0.00 | 2 | 0 | 0 | 2 | 0 | 0 | 2.0 | 1 | 0 | 0 | 0 | 0 | 1 | 0 | 0 | 0 | 0 | .143 |
| Hicks, A. | 0 | 0 | 18.00 | 1 | 0 | 0 | 1 | 0 | 0 | 1.0 | 2 | 2 | 2 | 1 | 0 | 1 | 0 | 0 | 0 | 0 | .400 |
| Joyce, B. | 2 | 0 | 2.08 | 31 | 1 | 0 | 12 | 0 | 4 | 34.2 | 26 | 8 | 8 | 1 | 4 | 14 | 0 | 33 | 4 | 0 | .210 |
| Kochanowicz, J. | 2 | 6 | 3.99 | 11 | 11 | 0 | 0 | 0 | 0 | 65.1 | 68 | 30 | 29 | 7 | 8 | 10 | 1 | 25 | 1 | 0 | .274 |
| Kristofak, Z. | 0 | 0 | 0.00 | 1 | 0 | 0 | 1 | 0 | 0 | 2.0 | 3 | 2 | 0 | 0 | 0 | 2 | 0 | 2 | 0 | 0 | .333 |
| Marte, J. | 0 | 0 | 2.33 | 14 | 0 | 0 | 3 | 0 | 0 | 19.1 | 14 | 6 | 5 | 1 | 1 | 10 | 0 | 14 | 2 | 0 | .203 |
| Mederos, V. | 0 | 1 | 11.81 | 4 | 0 | 0 | 1 | 0 | 0 | 5.1 | 7 | 7 | 7 | 1 | 0 | 6 | 0 | 5 | 0 | 0 | .333 |
| Miller, R. | 0 | 1 | 4.15 | 13 | 0 | 0 | 5 | 0 | 0 | 13.0 | 13 | 7 | 6 | 2 | 0 | 8 | 2 | 11 | 0 | 0 | .260 |
| Moore, M. | 5 | 3 | 5.03 | 51 | 0 | 0 | 12 | 0 | 1 | 48.1 | 39 | 31 | 27 | 11 | 2 | 26 | 2 | 41 | 1 | 0 | .214 |
| Plesac, Z. | 1 | 1 | 8.25 | 3 | 3 | 0 | 0 | 0 | 0 | 12.0 | 12 | 11 | 11 | 4 | 0 | 7 | 0 | 5 | 0 | 0 | .255 |
| Quijada, J. | 2 | 2 | 3.26 | 22 | 0 | 0 | 5 | 0 | 0 | 19.1 | 12 | 9 | 7 | 1 | 2 | 17 | 0 | 24 | 0 | 1 | .185 |
| Rosenberg, K. | 0 | 1 | 6.00 | 7 | 1 | 0 | 3 | 0 | 0 | 24.0 | 28 | 17 | 16 | 5 | 0 | 8 | 1 | 17 | 2 | 0 | .292 |
| Sandoval, P. | 2 | 8 | 5.08 | 16 | 16 | 0 | 0 | 0 | 0 | 79.2 | 85 | 49 | 45 | 8 | 3 | 35 | 2 | 81 | 6 | 2 | .270 |
| Sanó, M. | 0 | 0 | 0.00 | 1 | 0 | 0 | 1 | 0 | 0 | 0.1 | 0 | 0 | 0 | 0 | 0 | 0 | 0 | 0 | 0 | 0 | .000 |
| Silseth, C. | 0 | 1 | 6.75 | 2 | 2 | 0 | 0 | 0 | 0 | 8.0 | 8 | 7 | 6 | 3 | 0 | 4 | 0 | 12 | 0 | 0 | .235 |
| Soriano, J. | 6 | 7 | 3.42 | 22 | 20 | 0 | 1 | 0 | 0 | 113.0 | 91 | 50 | 43 | 8 | 9 | 45 | 1 | 97 | 7 | 0 | .220 |
| Stefanic, M. | 0 | 0 | 0.00 | 1 | 0 | 0 | 1 | 0 | 0 | 1.0 | 1 | 0 | 0 | 0 | 1 | 0 | 0 | 0 | 0 | 0 | .250 |
| Strickland, H. | 3 | 2 | 3.31 | 72 | 0 | 0 | 10 | 0 | 1 | 73.1 | 56 | 31 | 27 | 10 | 2 | 24 | 1 | 57 | 1 | 0 | .209 |
| Suarez, J. | 1 | 2 | 6.02 | 22 | 3 | 0 | 7 | 0 | 1 | 52.1 | 57 | 38 | 35 | 7 | 4 | 27 | 0 | 56 | 1 | 0 | .273 |
| Tucker, C. | 0 | 0 | 0.00 | 1 | 0 | 0 | 1 | 0 | 0 | 1.0 | 1 | 0 | 0 | 0 | 0 | 1 | 0 | 0 | 0 | 0 | .333 |
| Wantz, A. | 0 | 0 | 6.75 | 1 | 0 | 0 | 0 | 0 | 0 | 1.1 | 1 | 1 | 1 | 1 | 0 | 1 | 0 | 3 | 0 | 0 | .200 |
| Zeferjahn, R. | 0 | 0 | 2.12 | 12 | 0 | 0 | 4 | 0 | 0 | 17.0 | 7 | 4 | 4 | 0 | 2 | 6 | 1 | 18 | 0 | 0 | .125 |
| Zuñiga G. | 0 | 0 | 5.09 | 15 | 0 | 0 | 6 | 0 | 2 | 17.2 | 16 | 10 | 10 | 5 | 1 | 8 | 2 | 12 | 1 | 0 | .239 |
| TOTALS | 63 | 99 | 4.57 | 162 | 162 | 0 | 162 | 0 | 35 | 1431.0 | 1328 | 797 | 726 | 202 | 81 | 601 | 34 | 1252 | 61 | 11 | .246 |
| OPP. | 99 | 63 | 3.56 | 162 | 162 | 4 | 158 | 1 | 51 | 1448.2 | 1227 | 635 | 573 | 165 | 86 | 482 | 4 | 1416 | 65 | 8 | .229 |

2024 IN REVIEW



| | | HOME | | | AWAY | | | TOTALS | | |
|----------------------------|---------------|-----------|-----------|-------------|-----------|-----------|-------------|-----------|-----------|-------------|
| | | W | L | PCT. | W | L | PCT. | W | L | PCT. |
| Season | | 32 | 49 | .395 | 31 | 50 | .383 | 63 | 99 | .389 |
| Day Games | | 7 | 11 | .388 | 12 | 18 | .400 | 19 | 29 | .396 |
| Night Games | | 25 | 38 | .397 | 19 | 32 | .373 | 44 | 70 | .386 |
| vs. LH Starters | | 6 | 8 | .429 | 8 | 12 | .400 | 14 | 20 | .412 |
| vs. RH Starters | | 26 | 41 | .388 | 23 | 38 | .377 | 49 | 79 | .383 |
| One-Run Games | | 15 | 14 | .517 | 7 | 12 | .368 | 22 | 26 | .458 |
| Two-Run Games | | 5 | 14 | .263 | 5 | 10 | .333 | 10 | 24 | .291 |
| Extra Innings | | 3 | 2 | .600 | 1 | 6 | .143 | 4 | 8 | .333 |
| Shutouts | | 2 | 3 | .400 | 5 | 7 | .417 | 7 | 10 | .412 |
| In | Mar./Apr. | 4 | 10 | .286 | 7 | 9 | .438 | 11 | 19 | .367 |
| | May | 3 | 11 | .214 | 7 | 6 | .538 | 10 | 17 | .370 |
| | June | 11 | 5 | .688 | 4 | 6 | .400 | 15 | 11 | .577 |
| | July | 6 | 7 | .462 | 5 | 7 | .417 | 11 | 14 | .440 |
| | Aug. | 4 | 8 | .333 | 5 | 11 | .313 | 9 | 19 | .529 |
| | Sept./Oct. | 4 | 8 | .333 | 3 | 11 | .214 | 7 | 19 | .269 |
| Pre All-Star Break | | 22 | 29 | .431 | 19 | 26 | .422 | 41 | 55 | .427 |
| Post All-Star Break | | 10 | 20 | .333 | 12 | 24 | .333 | 22 | 44 | .333 |
| Vs. | Houston | 1 | 5 | .167 | 3 | 4 | .429 | 4 | 9 | .308 |
| | Oakland | 4 | 3 | .571 | 1 | 5 | .167 | 5 | 8 | .385 |
| | Seattle | 5 | 2 | .714 | 3 | 8 | .272 | 8 | 5 | .615 |
| | Texas | 1 | 5 | .167 | 3 | 4 | .429 | 4 | 9 | .308 |
| VS. A.L. WEST | | 11 | 15 | .423 | 10 | 16 | .385 | 21 | 31 | .404 |
| Vs. | Chicago | 2 | 1 | .667 | 0 | 3 | .000 | 2 | 4 | .333 |
| | Cleveland | 0 | 3 | .000 | 1 | 2 | .333 | 1 | 5 | .166 |
| | Detroit | 3 | 1 | .750 | 1 | 2 | .333 | 4 | 3 | .571 |
| | Kansas City | 1 | 3 | .250 | 1 | 2 | .333 | 2 | 5 | .289 |
| | Minnesota | 0 | 3 | .000 | 1 | 2 | .333 | 1 | 5 | .167 |
| VS. A.L. CENTRAL | | 6 | 11 | .353 | 4 | 11 | .266 | 10 | 22 | .313 |
| Vs. | Baltimore | 1 | 2 | .333 | 1 | 2 | .333 | 2 | 4 | .333 |
| | Boston | 1 | 2 | .333 | 1 | 2 | .333 | 2 | 4 | .333 |
| | New York | 1 | 2 | .333 | 2 | 1 | .667 | 3 | 3 | .500 |
| | Tampa Bay | 1 | 2 | .333 | 2 | 2 | .500 | 3 | 4 | .429 |
| | Toronto | 0 | 3 | .000 | 0 | 4 | .000 | 0 | 7 | .000 |
| VS. A.L. EAST | | 4 | 11 | .266 | 6 | 11 | .353 | 10 | 22 | .313 |
| Vs. | Arizona | — | — | — | 1 | 2 | .333 | 1 | 2 | .333 |
| | Atlanta | 1 | 2 | .333 | — | — | — | 1 | 2 | .333 |
| | Chicago | — | — | — | 1 | 2 | .333 | 1 | 2 | .333 |
| | Cincinnati | — | — | — | 0 | 3 | .000 | 0 | 3 | .000 |
| | Colorado | 1 | 2 | .333 | — | — | — | 1 | 2 | .333 |
| | Los Angeles | 1 | 1 | .500 | 1 | 1 | .500 | 2 | 2 | .500 |
| | Miami | — | — | — | 3 | 0 | 1.000 | 3 | 0 | 1.000 |
| | Milwaukee | 1 | 2 | .333 | — | — | — | 1 | 2 | .333 |
| | New York | 2 | 1 | .667 | — | — | — | 2 | 1 | .667 |
| | Philadelphia | 1 | 2 | .333 | — | — | — | 1 | 2 | .333 |
| | Pittsburgh | — | — | — | 2 | 1 | .667 | 2 | 1 | .667 |
| | San Diego | 3 | 0 | 1.000 | — | — | — | 3 | 0 | 1.000 |
| | San Francisco | — | — | — | 2 | 1 | .667 | 2 | 1 | .667 |
| | St. Louis | 1 | 2 | .333 | — | — | — | 1 | 2 | .333 |
| | Washington | — | — | — | 1 | 2 | .333 | 1 | 2 | .333 |
| VS. NATIONAL LEAGUE | | 11 | 12 | .478 | 11 | 12 | .478 | 22 | 24 | .478 |



2024 IN REVIEW

2024 FINAL STANDINGS

| WEST | W | L | PCT. | GB | CENTRAL | W | L | PCT. | GB | EAST | W | L | PCT. | GB |
|---------|----|----|------|------|-------------|----|-----|------|------|-----------|----|----|------|------|
| Houston | 88 | 73 | .547 | — | Cleveland | 92 | 69 | .571 | — | New York | 94 | 68 | .580 | — |
| Seattle | 85 | 77 | .525 | 3.5 | Kansas City | 86 | 76 | .531 | 6.5 | Baltimore | 91 | 71 | .562 | 3.0 |
| Texas | 78 | 84 | .481 | 10.5 | Detroit | 86 | 76 | .531 | 6.5 | Boston | 81 | 81 | .500 | 13.0 |
| Oakland | 69 | 93 | .426 | 19.5 | Minnesota | 82 | 80 | .506 | 10.5 | Tampa Bay | 80 | 82 | .494 | 14.0 |
| ANGELS | 63 | 99 | .389 | 25.5 | Chicago | 41 | 121 | .253 | 51.5 | Toronto | 74 | 88 | .457 | 20.0 |

ALL-STAR BREAK

| WEST | W | L | PCT. | GB | CENTRAL | W | L | PCT. | GB | EAST | W | L | PCT. | GB |
|---------|----|----|------|------|-------------|----|----|------|------|-----------|----|----|------|------|
| Seattle | 52 | 46 | .531 | — | Cleveland | 58 | 37 | .611 | — | Baltimore | 58 | 38 | .604 | — |
| Houston | 50 | 46 | .521 | 1.0 | Minnesota | 54 | 42 | .563 | 4.5 | New York | 58 | 40 | .592 | 1.0 |
| Texas | 46 | 50 | .479 | 5.0 | Kansas City | 52 | 45 | .536 | 7.0 | Boston | 53 | 43 | .552 | 5.0 |
| ANGELS | 41 | 55 | .427 | 10.0 | Detroit | 47 | 50 | .485 | 12.0 | Tampa Bay | 48 | 48 | .500 | 10.0 |
| Oakland | 37 | 61 | .378 | 15.0 | Chicago | 27 | 71 | .276 | 32.5 | Toronto | 45 | 52 | .464 | 13.5 |

POST-ALL-STAR BREAK

| WEST | W | L | PCT. | GB | CENTRAL | W | L | PCT. | GB | EAST | W | L | PCT. | GB |
|---------|----|----|------|------|-------------|----|----|------|------|-----------|----|----|------|-----|
| Houston | 37 | 27 | .578 | — | Detroit | 38 | 26 | .594 | — | New York | 35 | 28 | .556 | — |
| Seattle | 33 | 30 | .524 | 3.5 | Kansas City | 33 | 31 | .516 | 5.0 | Baltimore | 32 | 33 | .492 | 4.0 |
| Oakland | 31 | 32 | .492 | 5.5 | Cleveland | 33 | 32 | .508 | 5.5 | Tampa Bay | 32 | 33 | .492 | 4.0 |
| Texas | 32 | 33 | .492 | 5.5 | Minnesota | 28 | 38 | .424 | 11.0 | Toronto | 29 | 35 | .453 | 6.5 |
| ANGELS | 22 | 44 | .333 | 15.5 | Chicago | 14 | 49 | .222 | 23.5 | Boston | 28 | 37 | .431 | 8.0 |

END OF APRIL

| WEST | W | L | PCT. | GB | CENTRAL | W | L | PCT. | GB | EAST | W | L | PCT. | GB |
|---------|----|----|------|-----|-------------|----|----|------|------|-----------|----|----|------|-----|
| Seattle | 17 | 13 | .567 | — | Cleveland | 19 | 10 | .655 | — | Baltimore | 19 | 10 | .655 | — |
| Texas | 16 | 14 | .533 | 1.0 | Kansas City | 18 | 13 | .581 | 2.0 | New York | 19 | 12 | .613 | 1.0 |
| Oakland | 14 | 17 | .452 | 3.5 | Detroit | 17 | 13 | .567 | 2.5 | Boston | 17 | 13 | .567 | 2.5 |
| ANGELS | 11 | 19 | .367 | 6.0 | Minnesota | 16 | 13 | .552 | 3.0 | Toronto | 15 | 16 | .484 | 5.0 |
| Houston | 10 | 19 | .345 | 6.5 | Chicago | 6 | 24 | .200 | 13.5 | Tampa Bay | 14 | 17 | .452 | 6.0 |

END OF MAY

| WEST | W | L | PCT. | GB | CENTRAL | W | L | PCT. | GB | EAST | W | L | PCT. | GB |
|---------|----|----|------|------|-------------|----|----|------|------|-----------|----|----|------|------|
| Seattle | 32 | 27 | .542 | — | Cleveland | 38 | 19 | .667 | — | New York | 40 | 19 | .678 | — |
| Texas | 27 | 30 | .474 | 4.0 | Kansas City | 35 | 24 | .593 | 4.0 | Baltimore | 36 | 19 | .655 | 2.0 |
| Houston | 25 | 33 | .431 | 6.5 | Minnesota | 32 | 25 | .561 | 6.0 | Boston | 29 | 29 | .500 | 10.5 |
| Oakland | 23 | 36 | .390 | 9.0 | Detroit | 28 | 29 | .491 | 10.0 | Tampa Bay | 28 | 30 | .483 | 11.5 |
| ANGELS | 21 | 36 | .368 | 10.0 | Chicago | 15 | 43 | .259 | 23.5 | Toronto | 27 | 29 | .482 | 11.5 |

END OF JUNE

| WEST | W | L | PCT. | GB | CENTRAL | W | L | PCT. | GB | EAST | W | L | PCT. | GB |
|---------|----|----|------|------|-------------|----|----|------|------|-----------|----|----|------|------|
| Seattle | 47 | 39 | .547 | — | Cleveland | 52 | 30 | .634 | — | Baltimore | 53 | 31 | .631 | — |
| Houston | 42 | 41 | .506 | 3.5 | Minnesota | 47 | 37 | .560 | 6.0 | Yankees | 54 | 32 | .628 | — |
| Texas | 38 | 46 | .452 | 8.0 | Kansas City | 47 | 39 | .547 | 7.0 | Boston | 44 | 40 | .524 | 9.0 |
| ANGELS | 36 | 47 | .434 | 9.5 | Detroit | 38 | 46 | .452 | 15.0 | Tampa Bay | 42 | 42 | .500 | 11.0 |
| Oakland | 30 | 56 | .349 | 17.0 | Chicago | 24 | 62 | .279 | 30.0 | Toronto | 39 | 45 | .464 | 14.0 |

END OF JULY

| WEST | W | L | PCT. | GB | CENTRAL | W | L | PCT. | GB | EAST | W | L | PCT. | GB |
|---------|----|----|------|------|-------------|----|----|------|------|-----------|----|----|------|------|
| Houston | 56 | 52 | .519 | — | Cleveland | 65 | 42 | .607 | — | Baltimore | 65 | 44 | .596 | — |
| Seattle | 57 | 53 | .518 | — | Minnesota | 59 | 48 | .551 | 6.0 | New York | 65 | 45 | .591 | 0.5 |
| Texas | 52 | 57 | .477 | 4.5 | Kansas City | 60 | 49 | .550 | 6.0 | Boston | 57 | 51 | .528 | 7.5 |
| ANGELS | 47 | 61 | .435 | 9.0 | Detroit | 52 | 57 | .477 | 14.0 | Tampa Bay | 55 | 53 | .509 | 9.5 |
| Oakland | 45 | 65 | .409 | 12.0 | Chicago | 27 | 84 | .243 | 40.0 | Toronto | 51 | 59 | .464 | 14.5 |

END OF AUGUST

| WEST | W | L | PCT. | GB | CENTRAL | W | L | PCT. | GB | EAST | W | L | PCT. | GB |
|---------|----|----|------|------|-------------|----|-----|------|------|-----------|----|----|------|------|
| Houston | 74 | 62 | .544 | — | Cleveland | 77 | 59 | .566 | — | New York | 79 | 57 | .581 | — |
| Seattle | 69 | 67 | .507 | 5.0 | Kansas City | 75 | 62 | .547 | 2.5 | Baltimore | 78 | 59 | .569 | 1.5 |
| Texas | 64 | 72 | .471 | 10.0 | Minnesota | 73 | 62 | .541 | 3.5 | Boston | 70 | 66 | .515 | 9.0 |
| Oakland | 59 | 77 | .434 | 15.0 | Detroit | 69 | 68 | .504 | 8.5 | Tampa Bay | 67 | 68 | .496 | 11.5 |
| ANGELS | 56 | 80 | .412 | 18.0 | Chicago | 31 | 106 | .226 | 46.5 | Toronto | 67 | 71 | .486 | 13.0 |



ANGELS RECORDS



ANGELS RECORDS

All records exclusive of shortened 1972, 1981, 1994, 1995 & 2020 seasons (unless noted)

SINGLE-SEASON GAMES WON-LOST

| | | |
|--|---------------------|---|
| Most Games Played | 163 | 1974 & 1969 |
| Most Games Won | 100 | 2008 |
| Fewest Games Won | 63 | 2024 |
| Most Games Won, Home | 54 | 2007 & 2002 |
| Fewest Games Won, Home | 30 | 1980 |
| Most Games Won, Road | 50 | 2008 |
| Fewest Games Won, Road | 24 | 1961 |
| Best Record, Home | 54-27 | 2007 & 2002 |
| Best Record, Road | 50-31 | 2008 |
| Most Games Won, Before All-Star Break | 57 | 2014 & 2008 |
| Most Games Over .500 at All-Star Break | 20 (57-37) | 2014 |
| Highest Won-Lost Pct. | .617 (100-62) | 2008 |
| Lowest Won-Lost Pct. | .389 (63-99) | 2024 |
| Most Games Lost | 99 | 2024 |
| Most Games Lost, Home | 51 | 1980 |
| Fewest Games Lost, Home | 27 | 2007 & 2002 |
| Most Games Lost, Road | 55 | 1961 |
| Most Shutouts Participated | 44 | 1964 |
| Most Shutouts Won | 28 | 1964 |
| Most Shutouts Won, Home | 18 | 1964 |
| Most Shutouts Won, Road | 12 | 1989 |
| Most Shutouts Lost | 23 | 1971 |
| Most Shutouts Lost, Home | 11 | 1972 & 1971 |
| Most Shutouts Lost, Road | 15 | 1969 |
| Fewest Times Shutout | 3 | 2014 & 1982 |
| Fewest Times Shutout, Home | 0 | 2000 |
| Fewest Times Shutout, Road | 0 | 2014 |
| Most One-Run Games | 63 | 1967 & 1964 |
| Most One-Run Games Won | 37 | 1966 |
| Most Games Won vs. One Club | 15 | 2010 (Seattle) & 2005 (Texas) |
| Most Games Won vs. One Club, Home | 9 | 1967 (Oakland) |
| Most Games Won vs. One Club, Road | 9 | 2014 (Texas) |
| Most Games Lost vs. One Club | 15 | 2021 (Oakland), 2013 (Texas) & 2001 (Seattle) |
| Most Games Lost vs. One Club, Home | 8 | 2021 (Oakland), 2001 (Seattle) & 1975 (Kansas City) |
| Most Games Lost vs. One Club, Road | 9 | 2013 (Texas), 1965 (Chicago) & 1961 (New York) |
| Most Extra-Inning Games Won | 13 | 1976 |
| Best Extra-Inning Record | 11-3 (.786) | 1985 |
| Most Extra-Inning Games Lost | 14 | 1983 |
| Most 1-0 Games Won | 10 | 1964 |
| Most 1-0 Games Lost | 5 | 1971, 1968 & 1967 |
| Most Games Won, Homestand | 11 | 2011 (June 27-July 20) & 1962 (July 6-25) |
| Best Homestand Record (min. 7 games) | 7-0 | 2004 (May 3-9) |
| Most Games Lost, Homestand | 12 | 1974 (June 27-July 10) |
| Worst Homestand Record (min. 7 games) | 1-9 | 1980 (June 6-15) |
| Most Games Won, Road Trip | 14 | 1962 (June 15-July 4) |
| Best Road Trip Record | 6-0 (4th time) | last time; 2018 (Apr. 9-14) |
| Most Games Lost, Road Trip | 18 | 1961 (May 30-June 18) |
| Worst Road Trip Record | 0-10 | 1969 (May 16-25) |
| Most Four-Game Sweeps | 5 | 2014 |
| Best Month | 22-6 | 1998 (June) |
| Worst Month | 6-21 | 1980 (June) |
| Most Games Won vs. RH SP | 75 | 2007 |
| Most Games Lost vs. RH SP | 79 | 2024 |
| Most Games Won vs. LH SP | 37 | 2009 |
| Most Games Lost vs. LH SP | 43 | 1983 |
| Most Players Used | 66 | 2023 & 2022 |
| Fewest Players Used | 32 | 1978 |
| Most Pitchers Used | 40 | 2024 & 2021 |
| Fewest Pitchers Used | 13 | 1978 |
| Most Times Using Injured List | 42 | 2023 |
| Most Players Placed on Injured List | 35 | 2023 |

ANGELS RECORDS



SINGLE-SEASON TEAM BATTING

| | | |
|--------------------------------------|------------|--------------------------|
| Highest Average | .285 | 2009 |
| Lowest Average | .227 | 1968 |
| Highest Average with RISP | .297 | 2009 |
| Highest Slugging Pct. | .472 | 2000 |
| Lowest Slugging Pct. | .318 | 1976 & 1968 |
| Most At-Bats | 5,686 | 1996 |
| Most Runs | .883 | 2009 |
| Fewest Runs | .498 | 1968 |
| Most Total Bases | 2,659 | 2000 |
| Most Hits | 1,604 | 2009 |
| Fewest Hits | 1,209 | 1968 |
| Most Players, 100-or-more Hits | .10 | 2009 (MLB Record - tied) |
| Most Players, 50-or-more RBI | .11 | 2009 (MLB Record) |
| Most Singles | 1,132 | 2004 |
| Most Doubles | .333 | 2002 |
| Most Triples | .54 | 1966 |
| Most Home Runs | .236 | 2000 |
| Fewest Home Runs | .55 | 1975 |
| Most Grand Slams | .8 | 1983 & 1979 |
| Most Home Runs, Home: | | |
| Angel Stadium | .130 | 2000 |
| Anaheim Stadium | .104 | 1996 |
| Chavez Ravine | .50 | 1962 |
| Wrigley Field | .122 | 1961 |
| Fewest Home Runs, Home | .24 | 1976, 1975 & 1963 |
| Most Home Runs, Road | .107 | 2023 |
| Fewest Home Runs, Road | .31 | 1975 |
| Most Extra-Base Hits | .579 | 2000 |
| Most Runs Batted In | .841 | 2009 |
| Most Game-Winning RBI | .98 | 2002 |
| Most Pinch-Hits | .59 | 1961 |
| Fewest Pinch-Hits | .10 | 2021 |
| Most PH Home Runs | .9 | 1987 |
| Most PH RBI | .38 | 1973 |
| Highest PH Average | .333 | 1982 |
| Most Hits, DH | .196 | 1979 |
| Fewest Hits, DH | .121 | 2001 |
| Most Home Runs, DH | .49 | 2023 |
| Fewest Home Runs, DH | .8 | 2001 |
| Most RBI, DH | .134 | 1979 |
| Fewest RBI, DH | .49 | 2024 |
| Highest Average, DH | .318 | 1979 |
| Most Strikeouts | 1,539 | 2022 |
| Most Players, 100-or-more Strikeouts | .8 | 2022 |
| Fewest Strikeouts | .682 | 1978 |
| Most Stolen Bases | .220 | 1975 |
| Highest Stolen Base Pct. | .80.2 | 2018 & 2012 |
| Most Caught Stealing | .108 | 1975 |
| Most Sacrifice Hits | .114 | 1982 |
| Most Sacrifice Flies | .65 | 2007 |
| Most Walks | .681 | 1961 |
| Fewest Walks | .416 | 1992 |
| Most Hit by Pitches | .86 | 2024 |
| Most Grounded into Double Plays | .150 | 2013 |
| Fewest Grounded into Double Plays | .95 | 2022 |
| Most Left on Base | 1,209 | 1996 |
| Fewest Left on Base | .975 | 1992 |



ANGELS RECORDS

CLUB FIELDING

| | | |
|----------------------|-------|-------------|
| Highest Percentage | .987 | 2018 |
| Lowest Percentage | .969 | 1961 |
| Most Putouts | 4,448 | 2014 |
| Fewest Putouts | 4,264 | 2016 |
| Most Assists | 2,077 | 1983 |
| Fewest Assists | 1,284 | 2023 |
| Most Total Chances | 6,653 | 1983 |
| Fewest Total Chances | 5,674 | 2023 |
| Most Errors | 192 | 1961 |
| Fewest Errors | 76 | 2018 |
| Most Errorless Games | 105 | 2018 |
| Most Double Plays | 203 | 1985 |
| Most Passed Balls | 30 | 1969 |
| Fewest Passed Balls | 4 | 1984 & 1982 |

CLUB PITCHING

| | | |
|---------------------------------|----------|------------------------|
| Lowest ERA | 2.91 | 1964 |
| Highest ERA | 5.30 | 1996 |
| Lowest WHIP (Walks/Hits per IP) | 1.22 | 2014 & 1968 |
| Most Complete Games | 72 | 1973 |
| Fewest Complete Games | 0 | 2024 & 2019 |
| Most Innings Pitched | 1,482.2 | 2014 |
| Fewest Innings Pitched | 1,421.1 | 2016 |
| Most Hits | 1,636 | 1983 |
| Fewest Hits | 1,234 | 1968 |
| Most Runs | 943 | 1996 |
| Fewest Runs | 551 | 1964 |
| Most Earned Runs | 847 | 1996 |
| Fewest Earned Runs | 469 | 1964 |
| Most Walks | 713 | 1961 |
| Fewest Walks | 443 | 2005 |
| Most Strikeouts | 1,453 | 2021 |
| Fewest Strikeouts | 668 | 1983 |
| Most Strikeouts, Starters | 855 | 1973 |
| Most Strikeouts, Relievers | 764 | 2019 |
| Most Strikeouts per 9 IP | 9.20 | 2021 |
| Most Holds | 97 | 2023 |
| Most Saves | 66 | 2008 |
| Fewest Saves | 12 | 1974 |
| Most Blown Saves | 29 | 2023 |
| Most Shutouts | 28 | 1964 |
| Fewest Shutouts | 1 | 2001 |
| Most Home Runs | 267 | 2019 |
| Fewest Home Runs | 91 | 1965 |
| Most Grand Slams | 10 | 2003 |
| Most Hit Batsmen | 88 | 2023 |
| Most Wild Pitches | 98 | 2019 |
| Most Balks | 37 | 1988 |
| Most Pitchers Used | 40 | 2021 |
| Most Starting Pitchers Used | 19 | 2019 |
| Fewest Starting Pitchers Used | 6 | 2004 |
| Most Starters, 10-or-more wins | 5 | 2008 |
| Most Pitchers, 10-or-more wins | 6 | 2008 |

ANGELS RECORDS



INDIVIDUAL BATTING

HIGHEST AVERAGE

| | | |
|---------------|------|--------------------------|
| Right-Handed | .337 | 2004 (Vladimir Guerrero) |
| Left-Handed | .355 | 2000 (Darin Erstad) |
| Switch-Hitter | .330 | 2007 (Chone Figgins) |
| Most Games | .162 | 1979 (Don Baylor) |

1971 & 1970 (Sandy Alomar)
1966 (Jim Fregosi)
1964 (Bobby Knoop)
1971 (Sandy Alomar)
2012 (Mike Trout)

| | | |
|--------------|------|--|
| Most At-Bats | .689 | |
| Most Runs | .129 | |

MOST HITS

| | | |
|---------------|------|--------------------------|
| Right-Handed | .206 | 2004 (Vladimir Guerrero) |
| Left-Handed | .240 | 2000 (Darin Erstad) |
| Switch Hitter | .186 | 2005 (Chone Figgins) |

MOST SINGLES

| | | |
|---------------|------|---------------------|
| Right-Handed | .156 | 1970 (Alex Johnson) |
| Left-Handed | .170 | 2000 (Darin Erstad) |
| Switch Hitter | .148 | 1971 (Sandy Alomar) |

MOST DOUBLES

| | | |
|---------------|-----|------------------------|
| Right-Handed | .50 | 2012 (Albert Pujols) |
| Left-Handed | .56 | 2002 (Garret Anderson) |
| Switch Hitter | .43 | 2009 (Kendrys Morales) |

MOST TRIPLES

| | | |
|---------------|-----|----------------------|
| Right-Handed | .13 | 1968 (Jim Fregosi) |
| Left-Handed | .13 | 1975 (Mickey Rivers) |
| Switch Hitter | .17 | 2004 (Chone Figgins) |

MOST HOME RUNS

| | | |
|------------------|-----|------------------------|
| Right-Handed | .47 | 2000 (Troy Glaus) |
| Left-Handed | .46 | 2021 (Shohei Ohtani) |
| Switch Hitter | .34 | 2009 (Kendrys Morales) |
| Leadoff Position | .30 | 2012 (Mike Trout) |
| Leading Off Game | .7 | 1987 (Brian Downing) |
| Road | .24 | 2019 (Mike Trout) |

| | | |
|-------------|-----|--|
| Month | .15 | 1963 & 1962 (Leon Wagner) 2023 (June - Shohei Ohtani) |
| Grand Slams | .3 | 2002 (David Eckstein) 1979 & 1978 (Joe Rudi) |

MOST HOME RUNS, HOME

| | | |
|-----------------|-----|----------------------|
| Angel Stadium | .26 | 2021 (Shohei Ohtani) |
| Anaheim Stadium | .23 | 1993 (Tim Salmon) |
| Chavez Ravine | .13 | 1962 (Leon Wagner) |
| Wrigley Field | .19 | 1961 (Leon Wagner) |

MOST EXTRA-BASE HITS

| | | |
|----------------------|-----|------------------------|
| Most Extra-Base Hits | .88 | 2002 (Garret Anderson) |
|----------------------|-----|------------------------|

MOST RBI

| | | |
|-----------------------|------|---|
| Right-Handed | .139 | 1979 (Don Baylor) |
| Left-Handed | .123 | 2002 & 2001 (Garret Anderson) |
| Switch Hitter | .112 | 1993 (Chili Davis) |
| Month | .34 | 1979 (July - Don Baylor) 1995 (July - Jim Edmonds) |
| Most Game-Winning RBI | .21 | 1982 (Don Baylor) |

MOST TOTAL BASES

| | | |
|---------------|------|--------------------------|
| Right-Handed | .366 | 2004 (Vladimir Guerrero) |
| Left-Handed | .366 | 2000 (Darin Erstad) |
| Switch Hitter | .322 | 2009 (Kendrys Morales) |

MISC.

| | | |
|------------------------------------|------|----------------------------|
| Highest Slugging Pct. | .654 | 2023 (Shohei Ohtani) |
| Highest On-Base Pct. | .460 | 2018 (Mike Trout) |
| Highest Pinch-Hit Average (20+ AB) | .435 | 1964 (Willie Smith; 10/23) |
| Most At-Bats Pinch-Hitter | .56 | 1973 (Winston Llenas) |
| Most Hits, PH | .16 | 1973 (Winston Llenas) |
| Most Home Runs, PH | .4 | 1996 (Jack Howell) |
| Most RBI, PH | .18 | 1973 (Winston Llenas) |



ANGELS RECORDS

INDIVIDUAL BATTING (CONTINUED)

| | | |
|-------------------------------------|--------------|-----------------------------------|
| Most Times On Base | 309 | 2013 (Mike Trout) |
| Most Runs Created | 142 | 2013 (Mike Trout) |
| Highest Designated Hitter Average ★ | .349 | 1979 (Don Baylor) |
| Most At-Bats, DH | 608 | 1982 (Don Baylor) |
| Most Hits, DH | 160 | 1982 (Don Baylor) |
| Most Home Runs, DH | 44 | 2023 (Shohei Ohtani) |
| Most RBI, DH | 112 | 1993 (Chili Davis) |
| Most Strikeouts | 189 | 2021 (Shohei Ohtani) |
| Most Stolen Bases | 70 | 1975 (Mickey Rivers) |
| Highest Stolen Base Pct. | 92.3 (24/26) | 2018 (Mike Trout) |
| Most Caught Stealing | 24 | 1993 (Chad Curtis & Luis Polonia) |
| Most Walks | 122 | 2018 (Mike Trout) |
| Most Intentional Walks | 28 | 2007 (Vladimir Guerrero) |
| Most Sacrifice Hits | 26 | 1982 (Tim Foli) |
| Most Sacrifice Flies | 13 | 1979 (Dan Ford) |
| Most Hit by Pitch | 27 | 2002 (David Eckstein) |
| Most Grounded Into Double Plays | 28 | 2014 (Albert Pujols) |

★ Based on 250-or-more At-Bats

INDIVIDUAL PITCHING

LOWEST ERA

| | | |
|-----------------------------------|------|--------------------|
| Starter (in starts only) | 1.57 | 1964 (Dean Chance) |
| Reliever (in relief outings only) | 1.31 | 1964 (Bob Lee) |

MOST GAMES WON

| | | |
|----------|----|--------------------------|
| RHP | 22 | 1974 (Nolan Ryan) |
| LHP | 22 | 1970 (Clyde Wright) |
| Home | 13 | 1973 & 1972 (Nolan Ryan) |
| Road | 13 | 2002 (Jarrod Washburn) |
| Reliever | 12 | 1967 (Minnie Rojas) |
| | | 1966 (Jack Sanford) |

MOST GAMES LOST

| | | |
|---|------------------|------------------------------------|
| RHP | 19 | 1991 (Kirk McCaskill) |
| LHP | 19 | 1974 (Frank Tanana) |
| | | 1973 (Clyde Wright) |
| | | 1967 (George Brunet) |
| Most Games | 78 | 2005 (Scot Shields) |
| Most Games Started | 41 | 1974 (Nolan Ryan) |
| Most Complete Games | 26 | 1974 & 1973 (Nolan Ryan) |
| Most Scoreless Appearances | 67 | 2014 (Joe Smith) |
| Most Saves, RHP | 62 (MLB Record) | 2008 (Francisco Rodriguez) |
| Most Saves, LHP | 48 | 2009 (Brian Fuentes) |
| Most Saves, Month | 12 | 2008 (July - Francisco Rodriguez) |
| | | 2006 (Aug. - Francisco Rodriguez) |
| | | 2005 (Sept. - Francisco Rodriguez) |
| | | 1991 (Sept. - Bryan Harvey) |
| Best Save Pct. (min. 30 SVO) | .929 (39/42) | 2001 (Troy Percival) |
| Most Shutouts | 11 | 1964 (Dean Chance) |
| Most Innings | 332.2 | 1974 (Nolan Ryan) |
| Most Hits | 287 | 1983 (Tommy John) |
| Fewest Hits ★ | 124 | 2022 (Shohei Ohtani) |
| | | 2014 (Garrett Richards) |
| Most Runs | 130 | 1988 (Mike Witt) |
| Fewest Runs ★ | 45 | 2022 (Shohei Ohtani) |
| Most Earned Runs | 118 | 1996 (Jim Abbott) |
| Fewest Earned Runs ★ | 43 | 2022 (Shohei Ohtani) |
| Most Walks | 204 | 1977 (Nolan Ryan) |
| Fewest Walks ★ | 28 | 2005 (Paul Byrd) |
| Most Strikeouts | 383 (MLB Record) | 1973 (Nolan Ryan) |
| Fewest Strikeouts ★ | 47 | 1984 (Tommy John) |
| Most Games, 10-or-more Strikeouts | 23 | 1973 (Nolan Ryan) |
| Most Home Runs | 40 | 2002 (Ramon Ortiz) |
| | | 1996 (Shawn Boskie) |
| Most Hit Batsmen | 21 | 1969 (Tom Murphy) |
| Most Wild Pitches (as Starter) | 22 | 2014 (Garrett Richards) |
| Most Wild Pitches (as Reliever) | 13 | 2004 (Kevin Gregg) |
| Most 1-0 Victories | 6 | 1964 (Dean Chance) |
| Most Games Finished | 69 | 2008 (Francisco Rodriguez) |
| Highest Won-Lost Percentage (min. 15 decisions) | .800 (20-5) | 2012 (Jered Weaver) |
| | .800 (16-4) | 2014 (Matt Shoemaker) |

★ Based on 162-or-more innings pitched

ANGELS RECORDS



CLUB GENERAL

| | | |
|---|----------------|---|
| Players Used, Game..... | 25..... | 2017 (Sept. 4 at OAK; 11 inn.) 2014 (Sept. 16 vs. SEA) 1986 (Sept. 10 at CLE; 14 inn.) |
| Longest Game Time, Home (9 Innings)..... | 4:21..... | 2020 (July 31 vs. HOU) |
| Longest Game Time, Road (9 Innings)..... | 4:33..... | 2017 (Sept. 1 at TEX) |
| Shortest Game Time, Home (9 Innings)..... | 1:31..... | 1971 (May 6 vs. MIL) |
| Shortest Game Time, Road (9 Innings)..... | 1:38..... | 1963 (Sept. 25 at NYY) |
| Longest Game Time, Extra Innings, Home..... | 6:32..... | 2014 (Aug. 9 vs. BOS; 19 inn.) |
| Longest Game Time, Extra Innings, Road..... | 6:32..... | 2013 (Apr. 29 at OAK; 19 inn.) |
| Longest Game, Innings, Home..... | 20..... | 1982 (Apr. 13 vs. SEA) |
| Longest Game, Innings, Road..... | 20..... | 1971 (July 9 at OAK) |
| Most Left On Base (9 Innings)..... | 17..... | 1986 (Aug. 15 at MIN) 1982 (Sept. 18 at TOR) |
| Most Left On Base, Extra Innings..... | 20..... | 1968 (Aug. 21 vs. BAL - 15 inn.) |
| Most Double Plays Turned by Angels..... | 6..... | 1998 (May 12 at CWS) 1975 (Aug. 8 vs. NYY) 1966 (May 1 at BOS) 1963 (Aug. 23 at WAS) |
| Largest Winning Margin..... | 24 (25-1)..... | 2023 (June 24 at COL) |
| Largest Winning Margin, Home..... | 19 (19-0)..... | 2004 (Aug. 25 vs. KC) |
| Largest Losing Margin..... | 18 (21-3)..... | 2002 (May 10 vs. CWS) |
| Largest Deficit Overcome, Win..... | 8..... | 2021 (Aug. 19 at DET; 13-10 win; Trailed 2-10 in 6th inn.) 1986 (Aug. 29 vs. DET; 13-12 win; Trailed 3-11 in 7th inn.) |
| Largest Deficit Overcome, Loss..... | 9..... | 1997 (July 31 vs. CWS; 14-12 loss) |
| Most Runs, Both Clubs..... | 30 (9-21)..... | 2000 (Sept. 30 vs. SEA) |
| Most Errors, 9 Innings..... | 6..... | 1975 (June 27 vs. OAK) |
| Most Errors, Extra Innings..... | 6..... | 1963 (Apr. 16 at MIN - 13 inn.) |

CLUB BATTING

| | | |
|--|--------------------|---|
| Most Runs..... | 25 (25-1)..... | 2023 (June 24 at COL) |
| Most Runs, Home..... | 21 (21-6)..... | 2004 (Aug. 25 vs. KC) |
| Most Runs, Inning..... | 13..... | 2023 (June 24 at COL - 3rd inn.) 1997 (May 12 vs. CWS - 7th inn.) 1978 (Sept. 14 at TEX - 9th inn.) |
| Most Runs, Extra Inning (Single Inning)..... | 9..... | 2009 (Aug. 16 at BAL, 13th inn.) |
| Most Hits..... | 28..... | 2023 (June 24 at COL) |
| Most Hits, Inning..... | 11..... | 1997 (May 12 vs. CWS - 7th inn.) 1966 (Apr. 30 at BOS - 8th inn.) |
| Most Hits, 1st Inning..... | 10..... | 2013 (Apr. 20 vs. DET) |
| Most Total Bases..... | 52..... | 1980 (June 20 at BOS) |
| Most Total Bases, Inning..... | 24..... | 1966 (Apr. 30 at BOS - 8th inn.) |
| Most Singles..... | 20..... | 1967 (Aug. 23 at CLE) |
| Most Doubles..... | 10..... | 1999 (Apr. 12 at TEX) |
| Most Triples..... | 3 (16th time)..... | last time; 2011 (Sept. 2 vs. MIN) |
| Most Home Runs..... | 7..... | 2022 (Aug. 4 vs. OAK) 2003 (June 4 at MON - Puerto Rico) |
| Most Home Runs, Inning..... | 4..... | 2023 (June 24 at COL - 3rd inn.) 2000 (May 28 at KC - 5th inn.) |
| Most Home Runs, Both Clubs..... | 11..... | 2019 (May 23 vs. MIN; LAA - 3, MIN - 8) 1994 (July 1 at BAL; CAL - 5, BAL - 6) |
| Most Walks, 9 Innings..... | 14..... | 2000 (Sept. 24 at TEX) |
| Most Walks, Extra Innings..... | 14..... | 1976 (May 8 vs. CLE - 13 inn.) |
| Most Strikeouts, 9 Innings..... | 20..... | 2022 (July 3 at HOU) |
| Most Strikeouts, Extra Innings..... | 26..... | 1971 (July 9 at OAK - 20 inn.) |
| Most Stolen Bases..... | 7..... | 1981 (Aug. 25 vs. BOS) |
| Most Stolen Bases, Inning..... | 4 (5th time)..... | last time; 1997 (June 28 at SEA, 7th inn.) |
| Most Steals of Home..... | 2..... | 1966 (Sept. 3 vs. WAS) |
| Most Steals by Opponent..... | 8..... | 2016 (Aug. 12 at CLE) |
| Most Extra-Base Hits..... | 13..... | 1980 (June 20 at BOS) 1979 (Aug. 25 at TOR) |
| Most Pinch-Hitters Used..... | 7..... | 1968 (Sept. 4 vs. CLE) |



ANGELS RECORDS

CLUB PITCHING

| | | |
|-----------------------------------|---------------|----------------------------------|
| Most Runs Allowed | 21 | 2018 (Sept. 20 at OAK) |
| | | 2000 (Sept. 30 vs. SEA) |
| Most Runs Allowed, Home | 21 | 2000 (Sept. 30 vs. SEA) |
| Most Runs Allowed, Road | 21 | 2018 (Sept. 20 at OAK) |
| Most Runs Allowed, Inning | 13 | 1996 (July 5 at OAK - 1st inn.) |
| | | 1990 (July 8 at MIL - 5th inn.) |
| Most Hits Allowed | 26 | 1980 (Aug. 28 at BAL) |
| Most Hits Allowed, Inning | 10 | 1990 (July 8 at MIL - 5th inn.) |
| Most Doubles Hits Allowed | 9 | 2009 (Aug. 14 at BAL) |
| Most Triples Hits Allowed | 4 | 1973 (July 26 G1 at TEX) |
| Most Home Runs Allowed | 8 | 2019 (May 23 vs. MIN) |
| | | 2005 (June 30 at TEX) |
| | | 1996 (June 27 vs. OAK) |
| Most Home Runs Allowed, Inning | 4 | 2000 (May 26 at KC - 6th inn.) |
| | | 1995 (Sept. 5 at BAL - 2nd inn.) |
| | | 1963 (July 31 at CLE - 6th inn.) |
| Most Walks Allowed, 9 Innings | 12 (6th time) | last; 2000 (May 7 @ SEA) |
| Most Walks Allowed, Extra Innings | 13 | 1994 (Aug. 6 vs. CWS, 10 inn.) |
| | | 1992 (July 12 at DET, 10 inn.) |
| Most Strikeouts, 9 Innings | 20 | 2012 (Sept. 25 at SEA) |
| Most Strikeouts, Extra Innings | 26 | 2004 (June 8 vs. MIL, 17 inn.) |
| Most Hit Batsmen | 5 | 2018 (Aug. 12 vs. OAK) |
| | | 2001 (June 7 vs. OAK) |
| Most Wild Pitches | 6 | 2009 (June 22 vs. COL) |
| | | 1991 (Apr. 13 at MIN) |
| Most Pitchers Used, 9 Innings | 9 (5th time) | 2020 (July 31 vs. HOU) |
| Most Pitchers Used, Extra Innings | 12 | 2017 (Sept. 4 at OAK, 11 inn.) |

INDIVIDUAL BATTING

| | | | |
|---------------------------------|----|--|------------------------------------|
| Most At-Bats (9 Innings) | 7 | Shohei Ohtani | 2023 (June 24 at COL) |
| | | Jim Edmonds | 1995 (June 29 at TEX) |
| | | Wally Joyner | 1986 (Aug. 5 at MIN) |
| | | Don Baylor | 1979 (Aug. 25 at TOR) |
| | | Albie Pearson | 1961 (July 21 vs. WAS) |
| Most At-Bats (Extra Innings) | 9 | Albert Pujols | 2014 (Aug. 9 vs. BOS; 19 inn.) |
| | | Brendan Harris, Howie Kendrick | 2013 (Apr. 29 at OAK; 19 inn.) |
| | | Don Baylor | 1982 (Apr. 13 vs. SEA; 20 inn.) |
| Most Runs | 5 | Mickey Moniak | 2023 (June 24 at COL) |
| | | C.J. Cron | 2016 (July 2 at BOS) |
| | | Mark Trumbo | 2013 (Sept. 10 at TOR) |
| | | Erick Aybar | 2011 (Sept. 18 at BAL) |
| | | Tim Salmon | 1998 (Apr. 12 at CLE) |
| Most Hits | 6 | C.J. Cron | 2016 (July 2 at BOS - 9 inn.) |
| | | Chone Figgins | 2007 (June 18 vs. HOU - 9 inn.) |
| | | Garret Anderson | 1996 (Sept. 27 at TEX - 15 inn.) |
| Most Hits, Inning | 2 | Several times; last - Brandon Drury, Mickey Moniak | 2023 (June 24 vs. COL - 3rd inn.) |
| Most Hits, Extra Innings | 6 | Garret Anderson | 1996 (Sept. 27 at TEX) |
| Most Doubles | 3 | Several times; last - Mickey Moniak | 2023 (June 24 at COL) |
| Most Triples | 2 | Several times; last - Shohei Ohtani | 2021 (Sept. 25 vs. SEA) |
| Most Home Runs, Game | 3 | Torii Hunter | 2009 (June 13 vs. SD) |
| | | Garret Anderson | 2003 (June 4 at MON - Puerto Rico) |
| | | Troy Glaus | 2002 (Sept. 15 vs. TEX) |
| | | Dave Winfield | 1991 (Apr. 13 at MIN) |
| | | Wally Joyner | 1987 (Oct. 3 vs. CLE) |
| | | Reggie Jackson | 1986 (Sept. 18 vs. KC) |
| | | Doug DeCinces | 1982 (Aug. 8 at SEA) |
| | | | 1982 (Aug. 3 vs. MIN) |
| | | Fred Patek | 1980 (June 20 at BOS) |
| | | Carney Lansford | 1979 (Sept. 1 at CLE) |
| | | Leroy Stanton | 1973 (July 10 at BAL) |
| | | Lee Thomas | 1961 (Sept. 5 at COL) |
| Most Extra-Base Hits | 4 | 12 times; last - Mickey Moniak | 2023 (June 24 at COL) |
| Most Total Bases | 15 | Dave Winfield | 1991 (Apr. 13 at MIN) |
| Most RBI | 10 | Garret Anderson | 2007 (Aug. 21 vs. NYY) |
| Most Hits, 9 Innings | 4 | Several times; last - Logan O'Hoppe | 2023 (Oct. 1 vs. OAK) |
| Most Walks, Extra Innings | 5 | Albie Pearson | 1963 (Apr. 24 at DET - 15 inn.) |
| | | | 1961 (June 25 vs. BAL - 14 inn.) |
| Most Intentional Walks | 3 | Seven times; last - Mike Trout | 2018 (May 1 vs. BAL) |
| Most Strikeouts, 9 Innings | 4 | Several times, last - Zach Neto | 2024 (Sept. 21 at HOU) |
| Most Strikeouts, Extra Innings | 6 | Bill Cowan | 1971 (July 9 at OAK) |
| | | Rick Reichardt | 1966 (May 31 vs. CLE) |
| Most Grounded Into Double Plays | 3 | Four times; last - Josh Hamilton | 2013 (June 18 vs. SEA) |
| Most Stolen Bases | 4 | Four times; last - Cameron Maybin | 2017 (June 9 at HOU) |
| Most Caught Stealing | 3 | Luis Polonia | 1993 (May 24 at SEA) |

ANGELS RECORDS



INDIVIDUAL PITCHING

| | | |
|--|---|---|
| Perfect Game | Mike Witt | 1984 (Sept. 30 at TEX) |
| No-Hitters, Angels (incl. combined) | Reid Detmers | 2022 (May 10 vs. TB) |
| | Taylor Cole (2 IP), Félix Peña (7 IP) | 2019 (July 12 vs. SEA) |
| | Jered Weaver | 2012 (May 2 vs. MIN) |
| | Ervin Santana | 2011 (July 27 at CLE) |
| | Mark Langston (7 IP), Mike Witt (2 IP) | 1990 (Apr. 11 vs. SEA) |
| | Mike Witt | 1984 (Sept. 30 at TEX - Perfect Game) |
| | Nolan Ryan (4 no-hitters) | 1975 (June 1 vs. BAL) |
| | | 1974 (Sept. 28 vs. MIN) |
| | | 1973 (July 15 at DET) |
| | | 1973 (May 15 at KC) |
| | Clyde Wright | 1970 (July 3 vs. OAK) |
| | Bo Belinsky | 1962 (May 5 vs. BAL) |
| No-Hitters, Opponents (incl. combined) | Eric Milton | 1999 (Sept. 11 at MIN) |
| | Kenny Rogers | 1994 (July 28 at TEX - Perfect Game) |
| | Joe Cowley | 1986 (Sept. 19 vs. CWS) |
| | Bert Blyleven | 1977 (Sept. 22 vs. TEX) |
| | Dennis Eckersley | 1977 (May 30 at CLE) |
| | V. Blue (5 IP), G. Abbott (1 IP), P. Lindblad (1 IP), R. Fingers (2 IP) | 1975 (Sept. 28 at OAK) |
| | Earl Wilson | 1962 (June 26 at BOS) |
| One-Hitters, Angels (individual) | (last time - Shohei Ohtani) | 2023 (July 27 at DET, Game 1) |
| One-Hitters, Opponents (individual) | (last time - Mike Leake) | 2019 (July 19 at SEA) |
| Most Earned Runs Allowed | Scott Kazmir | 2010 (July 10 at OAK) |
| Most Hits Allowed | John Lackey | 2008 (July 10 at TEX - 5.2 IP) |
| | Paul Hartzell | 1976 (Sept. 9 at KC - 8.2 IP) |
| Most Home Runs Allowed | José Suarez | 2023 (Apr. 24 vs. OAK) |
| | Nick Tropeano | 2018 (July 26 vs. CWS) |
| | Willie Fraser | 1988 (Aug. 16 at NYY) |
| Most Walks, 9 Innings | Andy Hassler | 1974 (Sept. 4 at OAK) |
| | Nolan Ryan | 1974 (Apr. 5 at CWS) |
| Most Walks, Extra Innings | Rudy May | 1973 (Sept. 17 at OAK - 12.2 IP) |
| Most Walks, Inning (No IBB) | Nine times; last, Shohei Ohtani | 2020 (Aug. 2 vs. HOU) |
| Most Strikeouts, 9 Innings | Nolan Ryan | 1974 (Aug. 12 vs. BOS) |
| Most Strikeouts, Extra Innings | Nolan Ryan | 1977 (June 8 vs. TOR - 10 IP) |
| | | 1974 (Aug. 20 vs. DET - 11 IP) |
| | | 1974 (June 14 vs. BOS - 13 IP) |
| Most Strikeouts, Inning | Luke Bard | 2019 (Apr. 22 vs. NYY, 14th inn.) |
| | Zack Greinke | 2012 (Sept. 25 vs. SEA, 4th inn.) |
| | Scot Shields | 2008 (June 21 at PHI, 8th inn.) |
| | Chuck Finley (twice) | 1999 (Aug. 15 at DET, 1st inn. & May 12 at NYY, 3rd inn.) |
| | Ryne Duren | 1961 (May 18 vs. CWS, 7th inn.) |
| Most Hit Batsmen | Scott Schoeneweis | 2001 (June 7 vs. OAK) |
| | Omar Olivares | 1999 (June 13 vs. ARI) |
| | Steve Sparks | 1999 (May 22 at TB) |
| | Ken McBride | 1964 (Apr. 23 vs. CLE) |
| Striking Out the Side, 9 Pitches | Reid Detmers | 2022 (July 31 vs. TEX - 2nd inn.) |
| | Garrett Richards | 2014 (June 4 at HOU - 2nd inn.) |
| | Nolan Ryan | 1972 (July 9 vs. BOS - 2nd inn.) |
| Fastest Pitch | Ben Joyce | 2024 (Sept. 3 vs. LAD - 9th inn.) |

MOST HOME RUNS IN A MONTH

| MONTH | PLAYER | HR | YEAR |
|-------------|-------------------|----|------|
| March/April | Mike Trout | 10 | 2024 |
| | Mike Trout | 10 | 2018 |
| May | Mo Vaughn | 13 | 2000 |
| June | Shohei Ohtani | 15 | 2023 |
| July | Mike Trout | 13 | 2019 |
| August | Bobby Bonds | 12 | 1977 |
| September | Mike Trout | 10 | 2022 |
| | Vladimir Guerrero | 10 | 2004 |
| | Mo Vaughn | 10 | 1999 |
| Sept./Oct. | Mike Trout | 12 | 2022 |

MOST RBI IN A MONTH

| MONTH | PLAYER | RBI | YEAR |
|-------------|-------------------|-----|------|
| March/April | Don Baylor | 28 | 1979 |
| May | Mo Vaughn | 28 | 1999 |
| June | Vladimir Guerrero | 30 | 2004 |
| July | Jim Edmonds | 34 | 1995 |
| | Don Baylor | 34 | 1979 |
| August | Kendrys Morales | 33 | 2009 |
| September | Garret Anderson | 27 | 2000 |
| | Mo Vaughn | 27 | 1999 |
| | Don Baylor | 27 | 1978 |
| | Bob Oliver | 27 | 1973 |
| | Frank Robinson | 27 | 1973 |
| Sept./Oct. | Mo Vaughn | 29 | 1999 |



CONSECUTIVE

ANGELS RECORDS

CLUB GENERAL

| | | |
|-------------------------------|----|--|
| Games Won | 11 | 1964 (June 16-26) |
| Games Won, Home | 12 | 1967 (July 4-Aug. 4) |
| Games Won, Road | 11 | 2018 (Mar. 30-Apr. 24) |
| Games Won Vs. One Club | 14 | 1988 (July 6-Aug. 2) |
| Games Won vs. One Club, Home | 11 | vs. DET (May 8, 2002-Aug. 23, 2003) |
| Games Won vs. One Club, Road | 9 | vs. DET (May 8, 2002-May 5, 2004) |
| Doubleheaders Won | 5 | vs. KC (Aug. 29, 2003-July 3, 2005) |
| Come-From-Behind Wins | 7 | vs. KC Athletics (July 25, 1964-May 2, 1965) |
| Games Lost | 14 | 1964 (July 12-26) |
| Games Lost, Home | 15 | 1996 (June 9-15) |
| Games Lost, Road | 14 | 2022 (May 25-June 8) |
| Games Lost vs. One Club, Home | 13 | 1974 (June 30-July 28) |
| Games Lost vs. One Club, Road | 12 | 1969 (Apr. 29-June 8) |
| Errorless Games | 14 | vs. CLE (July 18, 1973-July 13, 1975) |
| Games Making Double Plays | 18 | vs. CWS (July 23, 1964-Apr. 12, 1966) |
| | | 4 times; last, 2017 (July 1-21) |
| | | 1963 (Aug. 13-Sept. 1 - 38 DP) |

CLUB BATTING

| | | |
|--|----|--|
| Hits, Game (No BB/SF/HBP) | 7 | 2009 (June 12 vs. SD - 4th inn.) |
| | | 2002 (Aug. 31 vs. BAL - 2nd inn.) |
| | | 1998 (July 29 vs. NYY - 4th inn.) |
| | | 1988 (Aug. 27 vs. NYY - 2nd inn.) |
| | | 1979 (May 13 at NYY - 9th inn.) |
| Hits, Game (Including BB/SF/HBP) | 11 | 1997 (May 12 vs. CWS - 7th inn.) |
| Consecutive Batters Reaching Base Safely, Game | 10 | 1979 (July 4 vs. OAK - 8th inn.) |
| | | 1978 (Sept. 14 at TEX - 9th inn.) |
| Games with a Home Run | 19 | June 26-July 21, 2023 (36 Total) |
| Games with a Double | 34 | May 19-June 25, 2023 (72 Total) |
| Consecutive Home Runs | 3 | last time - Mike Trout, Brandon Drury, Matt Thaiss |
| Stolen Bases | 21 | 2023 (June 24 at COL) |
| | | Sept. 22, 2017 - Apr. 24, 2018 |

CLUB PITCHING

| | | |
|---------------------------|-------|-------------------------------------|
| Complete Games | 7 | 1972 (Sept. 21-27) |
| Shutouts | 3 | 1976-77 (Oct. 3, 1976-Apr. 4, 1977) |
| | | 1974 (Sept. 28-Oct. 1) |
| | | 1965 (July 9-11) |
| Shutout Innings Pitched | 32.2 | 1974 (Sept. 28-Oct. 2) |
| Games With Save | 6 | 2005 (Sept. 17-23) |
| | | 1996 (June 10-15) |
| Innings, No Home Runs | 100.2 | 1974 (July 22-Aug. 6) |
| Games Allowing a Home Run | 22 | 2019 (June 14-July 7; 35 total) |

INDIVIDUAL BATTING

| | | | |
|---------------------------------------|-----|-----------------|---------------------------|
| Games Played | 648 | Sandy Alomar | May 16, 1969-May 20, 1973 |
| Games Hitting Safely | 28 | Garret Anderson | 1998 (June 28-July 31) |
| Games Reaching Base Safely | 63 | Orlando Cabrera | 2006 (Apr. 25-July 6) |
| Hits (Consecutive PAs - no BB/SF/HBP) | 9 | Bengie Molina | 2001 (Aug. 20-23) |
| Times on Base Safely | 12 | Bobby Grich | 1984 (Sept. 14-17) |
| Games with Home Run | 7 | Mike Trout | 2022 (Sept. 4-12) |
| Games with RBI | 12 | Garret Anderson | 2007 (Aug. 26-Sept. 7) |
| Games with One-or-More Runs | 15 | Mike Trout | 2012 (July 5-23) |
| Stolen Bases | 30 | Mike Trout | 2012 (June 5-Aug. 18) |

CYCLES IN ANGELS HISTORY

| PLAYER | DATE | OPPONENT | VENUE |
|------------------|----------------|--------------|------------------|
| 1. Jim Fregosi | July 28, 1964 | vs. Yankees | Chavez Ravine |
| 2. Jim Fregosi | May 20, 1968 | vs. Red Sox | Anaheim Stadium |
| 3. Dan Ford | Aug. 10, 1979 | vs. Mariners | Anaheim Stadium |
| 4. Dave Winfield | June 24, 1991 | at Royals | Royals Stadium |
| 5. Jeff DaVanon | Aug. 25, 2004 | vs. Royals | Angel Stadium |
| 6. Chone Figgins | Sept. 16, 2006 | at Rangers | Ameritrust Field |
| 7. Mike Trout | May 21, 2013 | vs. Mariners | Angel Stadium |
| 8. Shohei Ohtani | June 13, 2019 | at Rays | Tropicana Field |
| 9. Jared Walsh | June 11, 2022 | vs. Mets | Angel Stadium |

ANGELS RECORDS



INDIVIDUAL PITCHING

| | | | |
|-------------------------------------|-------|--------------------------|---|
| Games Won | 14 | Chuck Finley | 1997-98 (July 1-May 2) |
| Games Won, Season | 12 | Jarrod Washburn | 2002 (Apr. 19-July 21) |
| Games Won, Start of Season | 9 | Jered Weaver (12 starts) | 2006 (May 27-Aug. 18) |
| Games Won, Reliever | 10 | Darren Oliver | 2008-09 (May 6-July 18) |
| | | Jack Sanford | 1966 (May 6-Aug. 4) |
| Complete Games Won | 7 | Nolan Ryan | 1973 (Aug. 29-Sept. 27) |
| Games Lost | 17 | Andy Hassler | 1975-76 (May 4-July 2) |
| Games Appeared | 7 | Clyde Wright | 1969 (Aug. 1-9) |
| Complete Games | 14 | Frank Tanana | 1977 (Apr. 29-July 3) |
| Shutouts | 3 | Nolan Ryan | 1976-77 (Sept. 29-Apr. 7) |
| | | Rudy May | 1973 (Apr. 23-May 4) |
| | | Nolan Ryan | 1972 (Aug. 22-31) |
| | | Jim McGlothlin | 1967 (May 28-June 7) |
| | | Dean Chance | 1964 (July 11-19) |
| Shutout Innings | 36.0 | Jim McGlothlin | 1967 |
| Innings, No Home Runs | 105.2 | Greg Minton | 1988-89 (June 18-June 10) |
| Strikeouts | 8 | Francisco Rodriguez | 2002 (Sept. 18-25) |
| | | Nolan Ryan | 1973 (Aug. 7 at Milwaukee) |
| | | | 1972 (July 9 vs. Boston) |
| Strikeouts, Two Consecutive Games | 32 | Nolan Ryan | 1974 (Aug. 7 vs. CWS - 13 & BOS - 19) |
| Strikeouts, Three Consecutive Games | 47 | Nolan Ryan | 1974 (Aug. 12 vs. BOS - 19, Aug. 16 vs. MIL - 9 & Aug. 20 vs. DET - 19) |
| Saves | 25 | Francisco Rodriguez | 2008 (Apr. 14-June 11) |

ROOKIE SEASON RECORDS

INDIVIDUAL BATTING (QUALIFIED FOR BATTING TITLE)

| | | |
|--|----------------|-------------------------------|
| Highest Average | .326 | 2012 (Mike Trout) |
| Highest On-Base Percentage | .399 | 2012 (Mike Trout) |
| Highest Slugging Percentage | .564 | 2012 (Mike Trout) |
| Highest OPS | .963 | 2012 (Mike Trout) |
| Most Games | 162 | 1964 (Bobby Knoop) |
| Most At-Bats | 639 | 1987 (Devon White) |
| Most Runs | 129 | 2012 (Mike Trout) |
| Most Hits | 182 | 2012 (Mike Trout) |
| Most Multi-Hit Games | 56 | 2012 (Mike Trout) |
| Most Extra-Base Hits | 67 | 1993 (Tim Salmon) |
| Most Doubles | 35 | 1993 (Tim Salmon) |
| Most Triples | 11 | 2000 (Adam Kennedy) |
| Most Home Runs | 31 | 1993 (Tim Salmon) |
| Most Consecutive Games w/ One-or-More HR | 4 (5 total HR) | 1993 (Tim Salmon; Aug. 16-19) |
| Most Total Bases | 315 | 2012 (Mike Trout) |
| Most Runs Batted In | 100 | 1986 (Wally Joyner) |
| Most Game-Winning RBI | 14 | 1986 (Wally Joyner) |
| Most Stolen Bases | 49 | 2012 (Mike Trout) |
| Longest Hitting Streak | 21 | 2004 (Robb Quinlan) |
| Most Sacrifice Hits | 16 | 2001 (David Eckstein) |
| Most Sacrifice Flies | 12 | 1986 (Wally Joyner) |
| Most Hit by Pitch | 21 | 2001 (David Eckstein) |
| Most Walks | 82 | 1993 (Tim Salmon) |
| Most Strikeouts | 139 | 2012 (Mike Trout) |

LONGEST HITTING STREAKS IN ANGELS HISTORY

| | |
|---------------------------------------|-------------------------------------|
| 1. Garret Anderson (1998) - 28 games | 6. Sandy Alomar (1970) - 22 games |
| 2. David Fletcher (2021) - 26 games | T7. Darin Erstad (2005) - 21 games |
| 3. Rod Carew (1982) - 25 games | T7. Robb Quinlan (2004) - 21 games |
| T4. Garret Anderson (2008) - 23 games | T7. Randy Velarde (1996) - 21 games |
| T4. Jim Edmonds (1995) - 23 games | T7. Bobby Grich (1981) - 21 games |



ROOKIE SEASON

ANGELS RECORDS

STARTERS
(QUALIFIED FOR ERA TITLE)

| | | |
|----------------------------------|-------------|-----------------------|
| Lowest ERA | 2.59 | 1967 (Rickey Clark) |
| Most Games Won | 16 | 2014 (Matt Shoemaker) |
| Best Winning Pct. | .800 (16-4) | 2014 (Matt Shoemaker) |
| Consecutive Wins to Start Career | 9 | 2006 (Jered Weaver) |
| Most Games Lost | 19 | 1974 (Frank Tanana) |
| Fewest Games Lost | 9 | 1997 (Jason Dickson) |
| Most Games★ | 39 | 1974 (Frank Tanana) |
| Most Starts | 36 | 1961 (Ken McBride) |
| Most Complete Games | 12 | 1974 (Frank Tanana) |
| Most Innings Pitched | 268.2 | 1974 (Frank Tanana) |
| Most Hits Allowed | 262 | 1974 (Frank Tanana) |
| Fewest Hits Allowed | 144 | 1967 (Rickey Clark) |
| Most Runs Allowed | 114 | 1961 (Ken McBride) |
| Fewest Runs Allowed | 64 | 1976 (Paul Hartzell) |
| Most Earned Runs | 99 | 1985 (Kirk McCaskill) |
| Fewest Earned Runs | 50 | 1967 (Rickey Clark) |
| Most Walks | 122 | 1962 (Bo Belinsky) |
| Fewest Walks | 43 | 1976 (Paul Hartzell) |
| Most Strikeouts | 180 | 1974 (Frank Tanana) |
| | | 1961 (Ken McBride) |
| Most Shutouts | 4 | 1974 (Frank Tanana) |
| Lowest Batting Average Against | .216 | 1962 (Bo Belinsky) |

★Tanana's total includes four relief appearances.

ROOKIE SEASON

RELIEVERS
(AS A RELIEVER; MIN. 40 GAMES)

| | | |
|--------------------------------|------|-------------------------|
| Lowest ERA | 1.31 | 1964 (Bob Lee) |
| Most Games Won | 11 | 1979 (Mark Clear) |
| Most Games | 75 | 2013 (Dane De La Rosa) |
| Most Saves | 32 | 2011 (Jordan Walden) |
| Most Innings Pitched | 114 | 1987 (DeWayne Buice) |
| Most Hits Allowed | 89 | 1982 (Luis Sanchez) |
| Fewest Hits Allowed | 32 | 2002 (Brendan Donnelly) |
| Most Runs Allowed | 48 | 1979 (Mark Clear) |
| Fewest Runs Allowed | 13 | 2002 (Brendan Donnelly) |
| | | 1969 (Ken Tatum) |
| Most Earned Runs | 44 | 1979 (Mark Clear) |
| Fewest Earned Runs | 11 | 2008 (Jose Arredondo) |
| Most Walks | 68 | 1979 (Mark Clear) |
| Fewest Walks | 7 | 2016 (Deolis Guerra) |
| Most Strikeouts | 109 | 1987 (DeWayne Buice) |
| Most Home Runs Allowed | 14 | 1987 (DeWayne Buice) |
| Lowest Batting Average Against | .147 | 1995 (Troy Percival) |

BEST ANGELS CAREER EARNED RUN AVERAGES (MIN. 500 IP)

| | NAME | ERA | GS | INN | ER |
|-----|------------------|------|-----|--------|-----|
| 1. | Andy Messersmith | 2.78 | 123 | 972.1 | 300 |
| 2. | Dean Chance | 2.83 | 168 | 1236.2 | 389 |
| 3. | Troy Percival | 2.99 | 0 | 586.2 | 195 |
| 4. | Nolan Ryan | 3.07 | 288 | 2181.1 | 743 |
| 5. | Frank Tanana | 3.08 | 218 | 1615.1 | 553 |
| 6. | George Brunet | 3.13 | 157 | 1047.1 | 364 |
| 7. | Scot Shields | 3.18 | 15 | 697.0 | 246 |
| 8. | Paul Hartzell | 3.27 | 50 | 512.1 | 186 |
| 9. | Clyde Wright | 3.28 | 189 | 1403.1 | 512 |
| 10. | Jim McGlothlin | 3.37 | 110 | 692.1 | 259 |



ANGELS IN THE POSTSEASON



1979

CLUB POSTSEASON

1979 CALIFORNIA ANGELS

Following entry into the American League as an expansion club in 1961, the first postseason berth for the Angels franchise came in 1979. The Angels featured an offense that led the American League in runs scored with 866 and registered a .282 team average, marks which both established club records.

The magical season, considered by then-Owner Gene Autry as one of his proudest memories, was led by the MVP season of Don Baylor who recorded a .296 average with 36 home runs, and a league-leading 162 games played, 120 runs scored and 139 RBI. His 28 RBI in April led the league, and his 34 RBI in July established a club record. Baylor's accomplishments led to his selection as A.L. "Player of the Month" twice in '79.

Baylor, Dan Ford (101) and Bobby Grich (101) paced the club in RBI, while Baylor, Ford (100) and Carney Lansford (114) led the club in runs scored. The season would mark the first in an Angels' uniform for future Hall of Famer Rod Carew and the last for another headed to the Hall in Nolan Ryan.

The season featured countless memorable moments, both from an individual and team perspective. During an impressive three-game series prior to the All-Star break, the Angels swept the defending World Champion New York Yankees. Ryan would be denied his fifth no-hitter with the Angels in the ninth inning of a 6-1 win, July 13. Three home runs and a five-run eighth against Cleveland, Aug. 31 aided a 9-8 win that would put the club into first to stay. Frank Tanana was on the mound Sept. 25 and collected a 4-1 division-clinching victory against Kansas City to solidify the Angels' first trip to the American League Championship Series.

Despite leading in each of the first three games of the ALCS against Baltimore, the Angels were defeated by the Orioles, three games to one. Their performance against a club that finished regular season play with a 102-57 record was more than most expected.

In Game One at Baltimore, pinch-hitter John Lowenstein's three-run homer in the bottom of the 10th was the decisive blow in a 6-3 Baltimore win. California battled back from a 9-1 deficit in Game Two, scoring six runs in the final three innings during a 9-8 loss in Memorial Stadium.

Larry Harlow's dramatic run-scoring double in the bottom of the ninth in Anaheim in Game Three accounted for the only California win as the Orioles, behind Scott McGregor's six-hitter, won Game Four, 8-0.



A slogan often seen and heard during the 1979 campaign.



1979 ALCS - BALTIMORE VS. CALIFORNIA

(BEST-OF-FIVE)

GAME 1 - Wednesday, October 3 at Baltimore (N)

| | | | | | | | | | | | | | | |
|------------|---|---|---|---|---|---|---|---|---|---|---|---|---|---|
| CALIFORNIA | 1 | 0 | 1 | 0 | 0 | 1 | 0 | 0 | 0 | 0 | — | 3 | 7 | 1 |
| BALTIMORE | 0 | 0 | 2 | 1 | 0 | 0 | 0 | 0 | 0 | 3 | — | 6 | 6 | 0 |

Ryan, Montague (8), and Downing; Palmer, Stanhouse (10) and Dempsey. WP—Stanhouse. LP—Montague. GWRBI—Lowenstein. HR—Ford, Lowenstein.

Time—3:10 Attendance—52,787

GAME 2 - Thursday, October 4 at Baltimore (D)

| | | | | | | | | | | | | | |
|------------|---|---|---|---|---|---|---|---|---|---|---|----|---|
| CALIFORNIA | 1 | 0 | 0 | 0 | 0 | 1 | 1 | 3 | 2 | — | 8 | 10 | 1 |
| BALTIMORE | 4 | 4 | 1 | 0 | 0 | 0 | 0 | 0 | x | — | 9 | 11 | 1 |

Frost, Clear (2), Aase (8) and Downing; Flanagan, Stanhouse (8) and Dempsey. WP—Flanagan. LP—Frost. SV—Stanhouse. GWRBI—Kelly. HR—Ford, Murray.

Time—2:51 Attendance—52,108

GAME 3 - Friday, October 5 at California (N)

| | | | | | | | | | | | | | |
|------------|---|---|---|---|---|---|---|---|---|---|---|---|---|
| BALTIMORE | 0 | 0 | 0 | 1 | 0 | 1 | 1 | 0 | 0 | — | 3 | 8 | 3 |
| CALIFORNIA | 1 | 0 | 0 | 1 | 0 | 0 | 0 | 0 | 2 | — | 4 | 9 | 0 |

D.Martinez, Stanhouse (9) and Skaggs; Tanana, Aase (6) and Downing. WP—Aase. LP—Stanhouse. GWRBI—Harlow. HR—Baylor.

Time—2:59 Attendance—43,199

GAME 4 - Saturday, October 6 at California (D)

| | | | | | | | | | | | | | |
|------------|---|---|---|---|---|---|---|---|---|---|---|----|---|
| BALTIMORE | 0 | 0 | 2 | 1 | 0 | 0 | 5 | 0 | 0 | — | 8 | 12 | 1 |
| CALIFORNIA | 0 | 0 | 0 | 0 | 0 | 0 | 0 | 0 | 0 | — | 0 | 6 | 0 |

McGregor and Dempsey; Knapp, LaRoche (3), Frost (4), Montague (7), Barlow (9) and Downing. WP—McGregor. LP—Knapp. GWRBI—Singleton. HR—Kelly.

Time—2:56 Attendance—43,199

ANGELS 1979 CHAMPIONSHIP SERIES STATISTICS

| PLAYER | G | AB | R | H | 2B | 3B | HR | RBI | AVG |
|---------------|----------|------------|-----------|-----------|----------|----------|----------|-----------|-------------|
| Anderson, J | 4 | 11 | 0 | 1 | 0 | 0 | 0 | 0 | .091 |
| Baylor, D | 4 | 16 | 2 | 3 | 0 | 0 | 1 | 2 | .188 |
| Campaneris, B | 1 | 0 | 0 | 0 | 0 | 0 | 0 | 0 | .000 |
| Carew, R | 4 | 17 | 4 | 7 | 3 | 0 | 0 | 1 | .412 |
| Clark, B | 1 | 3 | 0 | 0 | 0 | 0 | 0 | 0 | .000 |
| Davis, W | 2 | 2 | 1 | 1 | 1 | 0 | 0 | 0 | .500 |
| Downing, B | 4 | 15 | 1 | 3 | 0 | 0 | 0 | 1 | .200 |
| Ford, D | 4 | 17 | 2 | 5 | 1 | 0 | 2 | 4 | .294 |
| Grich, B | 4 | 13 | 0 | 2 | 1 | 0 | 0 | 2 | .154 |
| Harlow, L | 3 | 8 | 0 | 1 | 1 | 0 | 0 | 1 | .125 |
| Lansford, C | 4 | 17 | 2 | 5 | 0 | 0 | 0 | 3 | .294 |
| Miller, R | 4 | 16 | 2 | 4 | 0 | 0 | 0 | 0 | .250 |
| Rettenmund, M | 2 | 2 | 0 | 0 | 0 | 0 | 0 | 0 | .000 |
| Thon, D | 1 | 0 | 1 | 0 | 0 | 0 | 0 | 0 | .000 |
| TOTALS | 4 | 137 | 15 | 32 | 7 | 0 | 3 | 14 | .234 |

| PITCHER | G | IP | H | R | ER | BB | SO | W | L | ERA |
|---------------|----------|-------------|-----------|-----------|-----------|-----------|-----------|----------|----------|-------------|
| Aase, D | 2 | 5.0 | 4 | 1 | 1 | 2 | 6 | 1 | 0 | 1.80 |
| Barlow, M | 1 | 1.0 | 0 | 0 | 0 | 0 | 0 | 0 | 0 | 0.00 |
| Clear, M | 1 | 5.2 | 4 | 3 | 3 | 2 | 3 | 0 | 0 | 4.76 |
| Frost, D | 2 | 4.1 | 8 | 10 | 9 | 5 | 1 | 0 | 1 | 18.69 |
| Knapp, C | 1 | 2.1 | 5 | 2 | 2 | 1 | 0 | 0 | 1 | 7.71 |
| LaRoche, D | 1 | 1.1 | 2 | 1 | 1 | 1 | 1 | 0 | 0 | 6.75 |
| Montague, J | 2 | 4.0 | 4 | 4 | 4 | 2 | 2 | 0 | 1 | 9.00 |
| Ryan, N | 1 | 7.0 | 4 | 3 | 1 | 3 | 8 | 0 | 0 | 1.29 |
| Tanana, F | 1 | 5.0 | 6 | 2 | 2 | 2 | 3 | 0 | 0 | 3.60 |
| TOTALS | 4 | 35.2 | 37 | 26 | 23 | 18 | 24 | 1 | 3 | 5.80 |

No shutouts or saves.



1982

CLUB POSTSEASON

1982 CALIFORNIA ANGELS

Considered by many as the best team in club history, the 1982 Angels were a solid group of established veterans and stars. In fact, the club boasted four former American League Most Valuable Players in the lineup (Don Baylor, Rod Carew, Reggie Jackson and Fred Lynn).

The '82 version of the Angels featured a punishing offense that saw nine players register at least 100 hits. Victory was especially satisfying for manager Gene Mauch, who last tasted success with the Philadelphia Phillies in 1964. Despite winning 93 games, the race for postseason play with Kansas City came down to the second to final game of the season when the Angels defeated Texas at home, 6-4.

It was the 1982 Angels, led by Baylor, who asked to have uniform No. 26 retired in order to honor Owner Gene Autry as the 26th player on the club. The gesture came on the final day of the season.

Each of California's nine starting position players registered at least 138 games played while five of them played 150-or-more games (Brian Downing - 158, Baylor - 157, Doug DeCinces & Reggie Jackson - 153 and Tim Lincecum - 150).

Outfielder Reggie Jackson, who ended his five tumultuous years with the Yankees by signing a four-year contract with the Angels, tied for the American League lead in home runs and set an Angels' record with 39. His 101 RBI also led the club.

Mauch's Angels used power and also created the phrase "little ball" as his offense led the A.L. with 114 sacrifice bunts. While Foli (26) and Bob Boone (23) combined for 49 sacrifices, 13 other Angels totaled at least one sacrifice, including Carew and Juan Beniquez, each with 16.

Two crowds of over 64,000 per game watched the Angels jump out to a 2-0 series lead against the Milwaukee Brewers. Baylor's five RBI in Game One led to an 8-3 triumph as left-hander Tommy John tossed a complete-game seven-hitter.

The following night, right-hander Bruce Kison limited Milwaukee to five hits during a 4-2 win in a game played in two hours and six minutes. The Angels had a commanding 2-0 series lead heading to Milwaukee.

With the series seemingly under control, the ALCS shifted in County Stadium where the Brewers won Game Three, 5-3, behind a solid outing from Don Sutton. A pair of three-run innings and three California errors resulted in a 9-5 setback in Game Four, setting the stage for a dramatic and decisive Game Five. Cecil Cooper's two-run single in the seventh off Luis Sanchez was the difference in a 4-3 Brewers' series clinching win.

Despite not moving on to the World Series, outfielder Fred Lynn was honored as the A.L. Champion Series Most Valuable Player with his .611 average (11/18).



L-R: Fred Lynn, Don Baylor, Reggie Jackson, Rod Carew



1982 ALCS RECAP

CALIFORNIA ANGELS VS. MILWAUKEE BREWERS

GAME 1 - Tuesday, October 5 at California (D)

| | | | | | | | | | | | | | |
|------------|---|---|---|---|---|---|---|---|---|---|---|----|---|
| MILWAUKEE | 0 | 2 | 1 | 0 | 0 | 0 | 0 | 0 | 0 | — | 3 | 7 | 2 |
| CALIFORNIA | 1 | 0 | 4 | 2 | 1 | 0 | 0 | 0 | x | — | 8 | 10 | 0 |

Caldwell, Slaton (4), Ladd (7), Bernard (8) and Simmons; John and Boone. WP—John. LP—Caldwell. GWRBI—Baylor. HR—Thomas, Lynn.
Time—2:31 Attendance—64,406

GAME 2 - Wednesday, October 6 at California (D)

| | | | | | | | | | | | | | |
|------------|---|---|---|---|---|---|---|---|---|---|---|---|---|
| MILWAUKEE | 0 | 0 | 0 | 0 | 2 | 0 | 0 | 0 | 0 | — | 2 | 5 | 0 |
| CALIFORNIA | 0 | 2 | 1 | 1 | 0 | 0 | 0 | 0 | x | — | 4 | 6 | 0 |

Vuckovich and Simmons; Kison and Boone. WP—Kison. LP—Vuckovich. GWRBI—Foli. HR—Re. Jackson, Molitor.
Time—2:06 Attendance—64,179

GAME 3 - Friday, October 8 at Milwaukee (D)

| | | | | | | | | | | | | | |
|------------|---|---|---|---|---|---|---|---|---|---|---|---|---|
| CALIFORNIA | 0 | 0 | 0 | 0 | 0 | 0 | 0 | 3 | 0 | — | 3 | 8 | 0 |
| MILWAUKEE | 0 | 0 | 0 | 3 | 0 | 0 | 2 | 0 | x | — | 5 | 6 | 0 |

Zahn, Witt (4), Hassler (7), and Boone; Sutton, Ladd (8) and Simmons. WP—Sutton. LP—Zahn. SV—Ladd. GWRBI—Cooper. HR—Molitor, Boone.
Time—2:41 Attendance—51,003

GAME 4 - Saturday, October 9 at Milwaukee (D)

| | | | | | | | | | | | | | |
|------------|---|---|---|---|---|---|---|---|---|---|---|---|---|
| CALIFORNIA | 0 | 0 | 0 | 0 | 0 | 1 | 0 | 4 | 0 | — | 5 | 5 | 3 |
| MILWAUKEE | 0 | 3 | 0 | 3 | 0 | 1 | 0 | 2 | x | — | 9 | 9 | 2 |

John, Goltz (4), Sanchez (8), and Boone; Haas, Slaton (8) and Simmons. WP—Haas. LP—John. SV—Slaton. GWRBI—Brouhard. HR—Baylor, Brouhard.
Time—3:10 Attendance—51,003

GAME 5 - Sunday, October 10 at Milwaukee (D)

| | | | | | | | | | | | | | |
|------------|---|---|---|---|---|---|---|---|---|---|---|----|---|
| CALIFORNIA | 1 | 0 | 1 | 1 | 0 | 0 | 0 | 0 | 0 | — | 3 | 11 | 1 |
| MILWAUKEE | 1 | 0 | 0 | 1 | 0 | 0 | 2 | 0 | x | — | 4 | 6 | 4 |

Kison, Sanchez (6), Hassler (7) and Boone; Vuckovich, McClure (7), Ladd (9) and Simmons. WP—McClure. LP—Sanchez. SV—Ladd. GWRBI—Cooper. HR—Oglivie.
Time—3:01 Attendance—54,968

ANGELS 1982 LEAGUE CHAMPIONSHIP SERIES

| PLAYER | G | AB | R | H | 2B | 3B | HR | RBI | AVG |
|---------------|----------|------------|-----------|-----------|----------|----------|----------|-----------|-------------|
| Baylor, D | 5 | 17 | 2 | 5 | 1 | 1 | 1 | 10 | .294 |
| Beniquez, J | 2 | 0 | 0 | 0 | 0 | 0 | 0 | 0 | .000 |
| Boone, B | 5 | 16 | 3 | 4 | 0 | 0 | 1 | 4 | .250 |
| Carew, R | 5 | 17 | 2 | 3 | 1 | 0 | 0 | 0 | .176 |
| Clark, B | 2 | 0 | 0 | 0 | 0 | 0 | 0 | 0 | .000 |
| DeCinces, D | 5 | 19 | 5 | 6 | 2 | 0 | 0 | 0 | .316 |
| Downing, B | 5 | 19 | 3 | 3 | 1 | 0 | 0 | 0 | .158 |
| Foli, T | 5 | 16 | 0 | 2 | 0 | 0 | 0 | 1 | .125 |
| Grich, B | 5 | 15 | 1 | 3 | 1 | 0 | 0 | 1 | .200 |
| Jackson, Re. | 5 | 18 | 2 | 2 | 0 | 0 | 1 | 2 | .111 |
| Jackson, Ro. | 1 | 1 | 0 | 1 | 0 | 0 | 0 | 0 | 1.000 |
| Lynn, F | 5 | 18 | 5 | 11 | 2 | 0 | 1 | 5 | .611 |
| TOTALS | 5 | 157 | 23 | 40 | 8 | 1 | 4 | 23 | .255 |

| PITCHER | G | IP | H | R | ER | BB | SO | W | L | ERA |
|---------------|----------|-------------|-----------|-----------|-----------|-----------|-----------|----------|----------|-------------|
| Goltz, D | 1 | 3.2 | 4 | 3 | 3 | 2 | 2 | 0 | 0 | 7.36 |
| Hassler, A | 2 | 2.2 | 0 | 0 | 0 | 0 | 2 | 0 | 0 | 0.00 |
| John, T | 2 | 12.1 | 11 | 9 | 7 | 6 | 6 | 1 | 1 | 5.11 |
| Kison, B | 2 | 14.0 | 8 | 4 | 3 | 3 | 12 | 1 | 0 | 1.93 |
| Sanchez, L | 2 | 2.2 | 4 | 2 | 2 | 1 | 1 | 0 | 1 | 6.75 |
| Witt, M | 1 | 3.0 | 2 | 2 | 2 | 2 | 3 | 0 | 0 | 6.00 |
| Zahn, G | 1 | 3.2 | 4 | 3 | 3 | 1 | 2 | 0 | 1 | 7.36 |
| TOTALS | 5 | 42.0 | 33 | 23 | 20 | 15 | 28 | 2 | 3 | 4.29 |

No shutouts or saves.



1986

CLUB POSTSEASON

1986 CALIFORNIA ANGELS

The 1986 campaign was an exciting season featuring some of the most notable performances in Club history. A dramatic American League Championship Series also resulted in one of the most memorable postseasons in baseball history.

Bolstered by several veterans such as Bob Boone, Rick Burleson, Doug DeCinces, Brian Downing, Bobby Grich and Reggie Jackson, '86 saw the emergence of young first baseman Wally Joyner who captivated the baseball world with his solid first-half performance after replacing the legendary Rod Carew.

An eventual runner-up in Rookie of the Year voting behind Jose Canseco, Joyner recorded a .290 average with 22 home runs and 100 RBI. His clutch hitting and spectacular defense made him a favorite among Angels' fans immediately. Fans around the country eventually showed much of the same fondness.

After finishing in second place, one game back, in 1985, the Angels vowed in spring training to make up that one game in '86. Combined with a solid offense, California's starting rotation of Kirk McCaskill (17-10), Mike Witt (18-10), Don Sutton (15-11) and John Candelaria (10-2 in 16 starts) enabled the ballclub to finish with a 92-70 record.

Defense also contributed as the Angels sported two Gold Glove winners in Bob Boone and Gary Pettis, while Dick Schofield played an equally solid shortstop.

On April 26, a game between California and Minnesota was delayed for nine minutes in the Metrodome when strong winds tore a hole in the Metrodome roof, causing suspended lights and speakers to sag toward the field. When the game resumed in the top of the ninth, California struck for a trio of two-run homers and a 7-6 win. On May 14, Jackson homered off Boston's Roger Clemens to move past Mickey Mantle on the all-time list with 537. Wally Joyner broke up Walt Terrell's bid for a no-hitter with two outs in the ninth during a 3-0 loss. For the second time in his career, Jackson hit three home runs in a game, Sept. 18 vs. Kansas City. At the age of 40 years and four months, he joined Stan Musial and Babe Ruth as the only 40-plus players to accomplish the feat.

The excitement of the regular season spilled into the ALCS as the Angels jumped out to a 3-1 series lead over Boston. An incredible come-from-behind win in Game 4 by California after trailing 3-0 in the bottom of the ninth enabled the Angels to find themselves one game away from the World Series.

With the Angels leading 5-2 in the ninth inning of Game 5, the Red Sox staged one of the most improbable comebacks in postseason history, winning 7-6 in 11 innings. After Don Baylor's ninth-inning home run pulled Boston to 5-4, Dave Henderson slammed a two-run homer off reliever Donnie Moore for a 6-5 lead. The Angels were within one strike of victory.

Despite having the score tied in the bottom of the ninth, the Red Sox were able to squeeze out of a bases-loaded, one-out situation and send the game into extra-innings. The Angels were unable to regain their magic in Games 6 & 7 in Boston as the Red Sox advanced to the World Series where they would later experience the same heartbreak that befell the Angels.



1986 California Angels



1986 ALCS RECAP

CALIFORNIA ANGELS VS. BOSTON RED SOX

GAME 1 - Tuesday, October 7 at Boston (N)

| | | | | | | | | | | | | | |
|------------|---|---|---|---|---|---|---|---|---|---|---|----|---|
| CALIFORNIA | 0 | 4 | 1 | 0 | 0 | 0 | 0 | 3 | 0 | — | 8 | 11 | 0 |
| BOSTON | 0 | 0 | 0 | 0 | 0 | 1 | 0 | 0 | 0 | — | 1 | 5 | 1 |

Witt and Boone; Clemens, Sambito (8), Stanley (8) and Gedman. WP—Witt. LP—Clemens. GWRBI—Jones.

Time—2:52 Attendance—32,993

GAME 2 - Wednesday, October 8 at Boston (D)

| | | | | | | | | | | | | | |
|------------|---|---|---|---|---|---|---|---|---|---|---|----|---|
| CALIFORNIA | 0 | 0 | 0 | 1 | 1 | 0 | 0 | 0 | 0 | — | 2 | 11 | 3 |
| BOSTON | 1 | 1 | 0 | 0 | 1 | 0 | 3 | 3 | x | — | 9 | 13 | 2 |

McCaskill, Lucas (8), Corbett (8) and Boone; Hurst and Gedman. WP—Hurst. LP—McCaskill. GWRBI—Dw. Evans. HR—Joyner, Rice.

Time—2:47 Attendance—32,786

GAME 3 - Friday, October 10 at California (D)

| | | | | | | | | | | | | | |
|------------|---|---|---|---|---|---|---|---|---|---|---|---|---|
| BOSTON | 0 | 1 | 0 | 0 | 0 | 0 | 0 | 2 | 0 | — | 3 | 9 | 1 |
| CALIFORNIA | 0 | 0 | 0 | 0 | 0 | 1 | 3 | 1 | x | — | 5 | 8 | 0 |

Boyd, Sambito (7), Schiraldi (8) and Gedman; Candelaria, Moore (8) and Boone. WP—Candelaria. LP—Boyd. SV—Moore. GWRBI—Schofield. HR—Schofield, Pettis.

Time—2:48 Attendance—64,206

GAME 4 - Saturday, October 11 at California (D)

| | | | | | | | | | | | | | | | |
|------------|---|---|---|---|---|---|---|---|---|---|---|---|---|----|---|
| BOSTON | 0 | 0 | 0 | 0 | 0 | 1 | 0 | 2 | 0 | 0 | 0 | — | 3 | 6 | 1 |
| CALIFORNIA | 0 | 0 | 0 | 0 | 0 | 0 | 0 | 0 | 3 | 0 | 1 | — | 4 | 11 | 2 |

Clemens, Schiraldi (9) and Gedman; Sutton, Lucas (7), Finley (8), Corbett (8), Boone and Narron (11). WP—Corbett. LP—Schiraldi. GWRBI—Grich. HR—DeCinces.

Time—3:50 Attendance—64,223

GAME 5 - Sunday, October 12 at California (D)

| | | | | | | | | | | | | | | | |
|------------|---|---|---|---|---|---|---|---|---|---|---|---|---|----|---|
| BOSTON | 0 | 2 | 0 | 0 | 0 | 0 | 0 | 0 | 4 | 0 | 1 | — | 7 | 12 | 0 |
| CALIFORNIA | 0 | 0 | 1 | 0 | 0 | 2 | 2 | 0 | 1 | 0 | 0 | — | 6 | 13 | 0 |

Hurst, Stanley (7), Sambito (9), Schiraldi (11) and Gedman; Witt, Lucas (9), Moore (9), Finley (11), Boone and Narron (10). WP—Crawford. LP—Moore. S—Schiraldi. GWRBI—D. Henderson. HR—Gedman, Baylor, D. Henderson, Boone, Grich.

Time—3:54 Attendance—64,223

GAME 6 - Tuesday, October 14 at Boston (D)

| | | | | | | | | | | | | | |
|------------|---|---|---|---|---|---|---|---|---|---|----|----|---|
| CALIFORNIA | 2 | 0 | 0 | 0 | 0 | 0 | 1 | 1 | 0 | — | 4 | 11 | 1 |
| BOSTON | 2 | 0 | 5 | 0 | 1 | 0 | 2 | 0 | x | — | 10 | 16 | 1 |

McCaskill, Lucas (3), Corbett (4), Finley (7), Boone and Narron (8); Boyd, Stanley (8) and Gedman. WP—Boyd. LP—McCaskill. GWRBI—Barrett. HR—Downing.

Time—3:23 Attendance—32,998

GAME 7 - Wednesday, October 15 at Boston (D)

| | | | | | | | | | | | | | |
|------------|---|---|---|---|---|---|---|---|---|---|---|---|---|
| CALIFORNIA | 0 | 0 | 0 | 0 | 0 | 0 | 0 | 1 | 0 | — | 1 | 6 | 2 |
| BOSTON | 0 | 3 | 0 | 4 | 0 | 0 | 1 | 0 | x | — | 8 | 8 | 1 |

Candelaria, Sutton (4), Moore (8) and Boone; Clemens, Schiraldi (8) and Gedman. WP—Clemens. LP—Candelaria. GWRBI—Gedman. HR—Rice, Dw. Evans.

Time—2:39 Attendance—33,001

ANGELS 1986 LEAGUE CHAMPIONSHIP SERIES

| PLAYER | G | AB | R | H | 2B | 3B | HR | RBI | AVG |
|---------------|----------|------------|-----------|-----------|-----------|----------|----------|-----------|-------------|
| Boone, B | 7 | 22 | 4 | 10 | 0 | 0 | 1 | 2 | .455 |
| Burleson, R | 4 | 11 | 0 | 3 | 0 | 0 | 0 | 0 | .273 |
| DeCinces, D | 7 | 32 | 2 | 9 | 3 | 0 | 1 | 3 | .281 |
| Downing, B | 7 | 27 | 2 | 6 | 0 | 0 | 1 | 7 | .222 |
| Grich, B | 6 | 24 | 1 | 5 | 0 | 0 | 1 | 3 | .208 |
| Hendrick, G | 3 | 12 | 0 | 1 | 0 | 0 | 0 | 0 | .083 |
| Howell, J | 2 | 1 | 0 | 0 | 0 | 0 | 0 | 0 | .000 |
| Jackson, R | 6 | 26 | 2 | 5 | 2 | 0 | 0 | 2 | .192 |
| Jones, R | 6 | 17 | 4 | 3 | 1 | 0 | 0 | 2 | .176 |
| Joyner, W | 3 | 11 | 3 | 5 | 2 | 0 | 1 | 2 | .455 |
| Narron, J | 4 | 2 | 1 | 1 | 0 | 0 | 0 | 0 | .500 |
| Pettis, G | 7 | 26 | 4 | 9 | 1 | 0 | 1 | 4 | .346 |
| Schofield, D | 7 | 30 | 4 | 9 | 1 | 0 | 1 | 2 | .300 |
| White, D | 4 | 2 | 2 | 1 | 0 | 0 | 0 | 0 | .500 |
| Wilfong, R | 4 | 13 | 1 | 4 | 1 | 0 | 0 | 2 | .308 |
| TOTALS | 7 | 256 | 30 | 71 | 11 | 0 | 7 | 29 | .277 |

| PITCHER | G | IP | H | R | ER | BB | SO | W | L | ERA |
|---------------|----------|-----------|-----------|-----------|-----------|-----------|-----------|----------|----------|-------------|
| Candelaria, J | 2 | 10.2 | 11 | 8 | 1 | 6 | 7 | 1 | 1 | 0.84 |
| Corbett, D | 3 | 6.2 | 9 | 4 | 4 | 2 | 2 | 1 | 0 | 5.40 |
| Finley, C | 3 | 2.0 | 1 | 0 | 0 | 0 | 1 | 0 | 0 | 0.00 |
| Lucas, G | 4 | 2.1 | 3 | 3 | 3 | 1 | 2 | 0 | 0 | 11.57 |
| McCaskill, K | 2 | 9.1 | 16 | 13 | 8 | 5 | 7 | 0 | 2 | 7.71 |
| Moore, D | 3 | 5.0 | 8 | 4 | 4 | 2 | 0 | 0 | 1 | 7.20 |
| Ruhle, V | 1 | 0.2 | 2 | 2 | 1 | 0 | 0 | 0 | 0 | 13.50 |
| Sutton, D | 2 | 9.2 | 6 | 2 | 2 | 1 | 4 | 0 | 0 | 1.86 |
| Witt, M | 2 | 17.2 | 13 | 5 | 5 | 2 | 8 | 1 | 0 | 2.55 |
| TOTALS | 7 | 64 | 69 | 41 | 28 | 19 | 31 | 3 | 4 | 3.94 |

No shutouts. Saves—Moore.



2002

CLUB POSTSEASON

2002 SEASON

The Angels finished the 2002 campaign with a 99-63 record, claiming the American League Wild Card, finishing four games behind Oakland in the Western Division. The Club's 99 wins established a franchise record (surpassed in 2008 with 100). On April 23, the Halos sat at 6-14 (worst start in club history after 20 games), 10.5 games behind Seattle. After that, the Angels were 44 games above .500 (93-49) over their final 142 games.

SEASON NOTES: Angels tallied 43 comeback wins, 12 when trailing after six innings...Club posted three win streaks of eight-or-more games for first time in Club history...Halos finished first in A.L. with a Club-record tying .282 batting average (also 1979)...Angels finished with a 3.69 ERA, ranking second in Junior Circuit (Oakland, 3.68) and first in saves with a Club-record 54...Troy Percival led the way with 40 saves...Relievers posted a 27-16 mark and 2.98 ERA, the best ERA in the A.L. and second in MLB (Atlanta)...Jarrod Washburn set a club record for road wins (13) and the longest single-season win streak (12, Apr. 19-July 21)...Garret Anderson finished with a .306 average (194/638), 93 runs scored, 56 doubles, three triples, 29 home runs, 123 RBI, 30 walks and six stolen bases in 158 games to be named as team MVP, finishing fourth in A.L. MVP voting.

POSTSEASON

ALDS: In their first postseason appearance in 16 years, the Angels defeated the New York Yankees in the Division Series (three games to one) to claim the first postseason series victory in club history. The Angels dropped Game 1 in New York before rolling off three consecutive wins to move to the Championship Series. The offense scored 31 runs in four games and hit .376 (56-for-149), a record for a team in any postseason series.

SERIES NOTES: In Game 1, Troy Glaus became the first Angel to collect two home runs in a postseason game and seventh player in Major League history to accomplish the feat in his first career playoff game...Francisco Rodriguez became the second pitcher in MLB history to win two playoff games before the age of 21 (also Fernando Valenzuela in 1981)...Rodriguez also became the first pitcher in MLB history to win two postseason games without owning a regular season victory...In Game 4, the club set a Division Series single-inning record with eight runs on a Major League postseason record 10 hits (also set by Philadelphia A's in Game 4 of 1929 World Series) during the fifth frame.


ALCS: The Angels defeated the Minnesota Twins (four games to one) to claim their first ever pennant and earn a spot in the Fall Classic. The franchise, established in 1961, had been tied with the Senators/Rangers franchise for longest tenure by an expansion team without reaching the World Series. It marked the first time in the history of the best-of-seven format that a team won four straight games after losing the opener in a Championship Series.

SERIES NOTES: Francisco Rodriguez became the first pitcher in Major League history to win his first three games in postseason play...In Game 5, the Angels scored 10 runs on 10 hits in the 7th inning establishing or tying several postseason records during the frame, including postseason marks for runs in an inning, singles in an inning and plate appearances in an inning...Adam Kennedy was named Most Valuable Player of the ALCS, the second Angel to be named ALCS MVP (also Fred Lynn in 1982 ALCS, the only MVP in ALCS history from the losing team)...Kennedy became the third player in history to hit three home runs in an LCS contest in Game 5, the sixth time in postseason history that a player homered three times in a contest...The Angels' bullpen combined to allow four runs in 14.1 innings in the series, fanning 18 batters...Halo pitchers did not allow a home run in the series.

WORLD SERIES: The All-California Series matched the Angels with the San Francisco Giants in the 99th edition of the Fall Classic. 42 years of waiting for a World Series crown came to a close for Angels fans in Game 7 when Darin Erstad caught Kenny Lofton's fly ball with two on and two out in the top of the ninth inning to preserve the Angels 4-1 series clinching victory in front of 44,598 raucous fans. Game 7 win was keyed by Garret Anderson's three-run double in the third inning. John Lackey received the win, becoming just the second rookie pitcher to win Game 7 of the World Series (also accomplished by Babe Adams with Pittsburgh in 1909).

SERIES NOTES: At 20 years, 286 days, Francisco Rodriguez became the youngest pitcher ever to win a World Series contest in Game 2...The win was his fifth of postseason, tying Randy Johnson (2001) for the most ever in a single postseason...In Game 6, Angels' 6-5 comeback win was biggest ever by a team facing Series elimination...It marked second time in 2002 postseason the Club overcame a five-run deficit to win (also trailed 6-1 in Game 3 of ALDS to NYY and won 9-6), the first team ever to rally from two five-run deficits in a single postseason...With his three-run homer in the seventh inning of Game 6, Scott Spiezio tied Cleveland's Sandy Alomar Jr. (1997) for most RBI (19) in a single postseason...Angels' manager Mike Scioscia became the 28th individual to play for and manage a World Series Championship team...Angels became the first team since 1912 Boston Red Sox to win World Series with no players with previous World Series experience...Halo third baseman Troy Glaus was named MVP of the Fall Classic after hitting .385 (10/26) with seven runs, three doubles, three home runs and eight RBI in seven games - sixth player to hit a pair of home runs in his first World Series game.

DID YOU KNOW? The Angels finished with an 8-1 record at home during postseason play in 2002.



A jubilant Troy Percival and Bengie Molina commence celebration of the Angels' first world title.

CLUB POSTSEASON



2002 ALDS RECAP

ANAHEIM ANGELS VS. NEW YORK YANKEES
OCT. 1-5, 2002

GAME 1 - Tuesday, October 1 at Bronx (N)

| | | | | | | | | | | | | | |
|----------|---|---|---|---|---|---|---|---|---|---|---|----|---|
| ANAHEIM | 0 | 0 | 1 | 0 | 2 | 1 | 0 | 1 | 0 | — | 5 | 12 | 0 |
| NEW YORK | 1 | 0 | 0 | 2 | 1 | 0 | 0 | 4 | X | — | 8 | 8 | 1 |

E: Posada. DP: Anaheim 4; New York 2. LOB: Anaheim 8; New York 0. HR: Jeter (off Washburn), Giambi (off Washburn), White (off Washburn), Glaus 2 (off Clemens, off Mendoza), Williams (off Donnelly). SB: Erstad, Eckstein; Soriano. S: Erstad. GDP: Anderson, Fullmer; Williams, Soriano, Posada, Giambi.

WP - Karsay, LP - Weber, S - Rivera. T—3:27 A—56,710

GAME 2 - Wednesday, October 2 at Bronx (N)

| | | | | | | | | | | | | | |
|----------|---|---|---|---|---|---|---|---|---|---|---|----|---|
| ANAHEIM | 1 | 2 | 1 | 0 | 0 | 0 | 0 | 3 | 1 | — | 8 | 17 | 1 |
| NEW YORK | 0 | 0 | 1 | 2 | 0 | 2 | 0 | 0 | 1 | — | 6 | 12 | 1 |

E: Gil; Jeter. DP: New York 1. LOB: Anaheim 8; New York 11. HR: Salmon (off Pettitte), Spiezo (off Pettitte), Jeter (off Applier), Soriano (off Rodriguez), Anderson (off Hernandez), Glaus (off Hernandez). SB: Figgins. SF: Kennedy. HB: by Applier (Mondesi), by Percival (Soriano).

WP - Rodriguez, LP - Hernandez, S - Percival. T—4:11A—56,695

GAME 3 - Friday, October 4 at Anaheim (N)

| | | | | | | | | | | | | | |
|----------|---|---|---|---|---|---|---|---|---|---|---|----|---|
| NEW YORK | 3 | 0 | 3 | 0 | 0 | 0 | 0 | 0 | 0 | — | 6 | 6 | 0 |
| ANAHEIM | 0 | 1 | 2 | 1 | 0 | 1 | 1 | 3 | X | — | 9 | 12 | 0 |

LOB: New York 6; Anaheim 8. HR: Kennedy (off Mussina), Salmon (off Karsay). SB: Kennedy. S: B Molina, Eckstein. SF: Posada, Ventura; Kennedy. HB: by Mussina (Glaus), by Weaver (Eckstein); by Ortiz (Mondesi). WP: Ortiz.

WP - Rodriguez, LP - Stanton, S - Percival. T—3:52 A—45,072

GAME 4 - Saturday, October 5 at Anaheim (D)

| | | | | | | | | | | | | | |
|----------|---|---|---|---|---|---|---|---|---|---|---|----|---|
| NEW YORK | 0 | 1 | 0 | 0 | 1 | 1 | 1 | 0 | 0 | — | 5 | 12 | 2 |
| ANAHEIM | 0 | 0 | 1 | 0 | 8 | 0 | 0 | 0 | X | — | 9 | 15 | 1 |

E: Soriano, Wells; Glaus. DP: New York 2; Anaheim 2. LOB: New York 11; Anaheim 6. HR: Wooten (off Wells), Posada (off Donnelly). S: B Molina. SF: Jeter. GDP: Williams, Ventura; Erstad 2. HB: by Washburn (Giambi). WP: Rodriguez.

WP - Washburn, LP - Wells. T—3:37 A—45,067

ANGELS 2002 DIVISION SERIES

| PLAYER | AVG | G | AB | R | H | TB | 2B | 3B | HR | RBI | SH | SF | HP | BB | IBB | SO | SB | CS | GI DP | E |
|---------------|-------------|----------|------------|-----------|-----------|-----------|-----------|----------|----------|-----------|----------|----------|----------|----------|----------|-----------|----------|----------|----------|----------|
| Anderson, G | .389 | 4 | 18 | 5 | 7 | 12 | 2 | 0 | 1 | 4 | 0 | 0 | 0 | 1 | 0 | 3 | 0 | 0 | 1 | 0 |
| Eckstein, D | .278 | 4 | 18 | 2 | 5 | 5 | 0 | 0 | 0 | 1 | 1 | 0 | 1 | 0 | 0 | 0 | 1 | 0 | 0 | 0 |
| Erstad, D | .421 | 4 | 19 | 4 | 8 | 10 | 2 | 0 | 0 | 2 | 1 | 0 | 0 | 0 | 0 | 0 | 1 | 1 | 0 | 2 |
| Figgins, C | .000 | 1 | 0 | 1 | 0 | 0 | 0 | 0 | 0 | 0 | 0 | 0 | 0 | 0 | 0 | 0 | 1 | 0 | 0 | 0 |
| Fullmer, B | .286 | 3 | 7 | 1 | 2 | 3 | 1 | 0 | 0 | 0 | 0 | 0 | 0 | 1 | 1 | 1 | 0 | 0 | 1 | 0 |
| Gil, B | .800 | 2 | 5 | 1 | 4 | 4 | 0 | 0 | 0 | 1 | 0 | 0 | 0 | 0 | 0 | 0 | 0 | 0 | 0 | 1 |
| Glaus, T | .313 | 4 | 16 | 4 | 5 | 14 | 0 | 0 | 3 | 3 | 0 | 0 | 1 | 1 | 1 | 3 | 0 | 0 | 0 | 1 |
| Kennedy, A | .500 | 4 | 8 | 4 | 4 | 8 | 1 | 0 | 1 | 3 | 0 | 2 | 0 | 1 | 0 | 2 | 1 | 0 | 0 | 0 |
| Molina, B | .267 | 4 | 15 | 0 | 4 | 6 | 2 | 0 | 0 | 2 | 2 | 0 | 0 | 0 | 0 | 1 | 0 | 0 | 1 | 0 |
| Molina, J | .000 | 0 | 0 | 0 | 0 | 0 | 0 | 0 | 0 | 0 | 0 | 0 | 0 | 0 | 0 | 0 | 0 | 0 | 0 | 0 |
| Ochoa, A | .000 | 3 | 0 | 0 | 0 | 0 | 0 | 0 | 0 | 0 | 0 | 0 | 0 | 0 | 0 | 0 | 0 | 0 | 0 | 0 |
| Palmeiro, O | .000 | 0 | 0 | 0 | 0 | 0 | 0 | 0 | 0 | 0 | 0 | 0 | 0 | 0 | 0 | 0 | 0 | 0 | 0 | 0 |
| Salmon, T | .263 | 4 | 19 | 3 | 5 | 12 | 1 | 0 | 2 | 7 | 0 | 0 | 0 | 1 | 0 | 5 | 0 | 0 | 0 | 0 |
| Spiezo, S | .400 | 4 | 15 | 2 | 6 | 10 | 1 | 0 | 1 | 6 | 0 | 0 | 0 | 2 | 0 | 1 | 0 | 0 | 0 | 0 |
| Wooten, S | .667 | 3 | 9 | 4 | 6 | 9 | 0 | 0 | 1 | 2 | 0 | 0 | 0 | 0 | 0 | 1 | 0 | 0 | 0 | 0 |
| TOTALS | .376 | 4 | 149 | 31 | 56 | 93 | 10 | 0 | 9 | 31 | 4 | 2 | 2 | 7 | 2 | 18 | 4 | 0 | 5 | 2 |

| PITCHER | W | L | ERA | G | GS | CG | GF | SHO | SV | IP | H | R | ER | HR | HB | BB | IBB | SO | WP | BK | OPP AVG |
|----------------|----------|----------|-------------|----------|----------|----------|----------|----------|----------|-------------|-----------|-----------|-----------|----------|----------|-----------|----------|-----------|----------|----------|-------------|
| Applier, K | 0 | 0 | 5.40 | 1 | 1 | 0 | 0 | 0 | 0 | 5.0 | 5 | 3 | 3 | 1 | 1 | 3 | 0 | 3 | 0 | 0 | .250 |
| Donnelly, B | 0 | 0 | 13.50 | 3 | 0 | 0 | 1 | 0 | 0 | 2.0 | 3 | 3 | 3 | 2 | 0 | 1 | 0 | 2 | 0 | 0 | .333 |
| Lackey, J | 0 | 0 | 0.00 | 1 | 0 | 0 | 0 | 0 | 0 | 3.0 | 3 | 0 | 0 | 0 | 0 | 1 | 0 | 3 | 0 | 0 | .250 |
| Ortiz, R | 0 | 0 | 20.25 | 1 | 1 | 0 | 0 | 0 | 0 | 2.2 | 3 | 6 | 6 | 0 | 1 | 4 | 0 | 1 | 1 | 0 | .333 |
| Percival, T | 0 | 0 | 5.40 | 3 | 0 | 0 | 3 | 0 | 2 | 3.1 | 6 | 2 | 2 | 0 | 1 | 0 | 0 | 4 | 0 | 0 | .375 |
| Rodriguez, F | 2 | 0 | 3.18 | 3 | 0 | 0 | 0 | 0 | 0 | 5.2 | 2 | 2 | 2 | 1 | 0 | 2 | 0 | 8 | 1 | 0 | .105 |
| Schoeneweis, S | 0 | 0 | 27.00 | 3 | 0 | 0 | 0 | 0 | 0 | 0.1 | 2 | 1 | 1 | 0 | 0 | 0 | 0 | 0 | 0 | 0 | .667 |
| Shields, S | 0 | 0 | --- | 0 | 0 | 0 | 0 | 0 | 0 | 0.0 | 0 | 0 | 0 | 0 | 0 | 0 | 0 | 0 | 0 | 0 | .000 |
| Washburn, J | 1 | 0 | 3.75 | 2 | 2 | 0 | 0 | 0 | 0 | 12.0 | 12 | 6 | 5 | 3 | 1 | 3 | 0 | 4 | 0 | 0 | .286 |
| Weber, B | 0 | 1 | 18.00 | 2 | 0 | 0 | 0 | 0 | 0 | 1.0 | 2 | 2 | 2 | 0 | 0 | 2 | 0 | 0 | 0 | 0 | .400 |
| TOTALS | 3 | 1 | 6.17 | 4 | 4 | 0 | 4 | 0 | 2 | 35.0 | 38 | 25 | 24 | 7 | 4 | 16 | 0 | 25 | 2 | 0 | .281 |

2002

CLUB POSTSEASON



2002 WORLD SERIES RECAP

SAN FRANCISCO GIANTS VS. ANAHEIM ANGELS

OCT. 19-27, 2002

**GAME 1 - Saturday, October 19 at Anaheim (N)**

| | | | | | | | | | | | | | |
|---------------|---|---|---|---|---|---|---|---|---|---|---|---|---|
| SAN FRANCISCO | 0 | 2 | 0 | 0 | 0 | 2 | 0 | 0 | 0 | — | 4 | 6 | 0 |
| ANAHEIM | 0 | 1 | 0 | 0 | 0 | 2 | 0 | 0 | 0 | — | 3 | 9 | 0 |

LOB: San Francisco 5; Anaheim 8. HR: Bonds (off Washburn), Sanders (off Washburn), Snow (off Washburn); Glaus 2 (off Schmidt). SB: Fullmer. SH: Lofton.

WP - Schmidt, LP - Washburn, S - Nen. T—3:44 A—44,603

GAME 2 - Sunday, October 20 at Anaheim (N)

| | | | | | | | | | | | | | |
|---------------|---|---|---|---|---|---|---|---|---|---|----|----|---|
| SAN FRANCISCO | 0 | 4 | 1 | 0 | 4 | 0 | 0 | 0 | 1 | — | 10 | 12 | 1 |
| ANAHEIM | 5 | 2 | 0 | 0 | 1 | 1 | 0 | 2 | X | — | 11 | 16 | 1 |

E: Lofton; Anderson. DP: San Francisco 1; Anaheim 1. LOB: San Francisco 4; Anaheim 5. HR: Kent (off Appier), Sanders (off Appier), Bell (off Appier), Salmon 2 (off Ortiz, Fe Rodriguez), Bonds (off Percival). SB: Sanders; Fullmer, Spiezio. SF: Spiezio. GDP: B Molina. PB: Santiago.

WP - Fr Rodriguez, LP - Fe Rodriguez, S - Percival. T—3:57 A—44,584

GAME 3 - Tuesday, October 22 at San Francisco (N)

| | | | | | | | | | | | | | |
|---------------|---|---|---|---|---|---|---|---|---|---|----|----|---|
| ANAHEIM | 0 | 0 | 4 | 4 | 0 | 1 | 0 | 1 | 0 | — | 10 | 16 | 0 |
| SAN FRANCISCO | 1 | 0 | 0 | 0 | 3 | 0 | 0 | 0 | 0 | — | 4 | 6 | 2 |

E: Bell, Santiago. DP: Anaheim 1; San Francisco 1. LOB: Anaheim 15; San Francisco 7. HR: Aurilia (off Ra Ortiz), Bonds (off Ra Ortiz). SB: Erstad, Salmon; Lofton. S: Hernandez. GDP: Spiezio; Bell. HB: by Fultz (Kennedy).

WP - RaOrtiz, LP - Hernandez. T—3:37 A—42,707

GAME 4 - Wednesday, October 23 at San Francisco (N)

| | | | | | | | | | | | | | |
|---------------|---|---|---|---|---|---|---|---|---|---|---|----|---|
| ANAHEIM | 0 | 1 | 2 | 0 | 0 | 0 | 0 | 0 | 0 | — | 3 | 10 | 1 |
| SAN FRANCISCO | 0 | 0 | 0 | 0 | 3 | 0 | 0 | 1 | X | — | 4 | 12 | 1 |

E: Salmon; Bell. DP: Anaheim 3; San Francisco 3. LOB: Anaheim 5; San Francisco 8. HR: Glaus (off Rueter). SB: Goodwin. CS: Bell. SF: Eckstein; Kent. PB: B Molina.

WP - Worrell, LP - Fr Rodriguez, S - Nen. T—3:02 A—42,703

GAME 5 - Thursday, October 24 at San Francisco (N)

| | | | | | | | | | | | | | |
|---------------|---|---|---|---|---|---|---|---|---|---|----|----|---|
| ANAHEIM | 0 | 0 | 0 | 0 | 3 | 1 | 0 | 0 | 0 | — | 4 | 10 | 2 |
| SAN FRANCISCO | 3 | 3 | 0 | 0 | 0 | 2 | 4 | 4 | X | — | 16 | 16 | 0 |

E: Erstad, Glaus. LOB: Anaheim 9; San Francisco 8. HR: Kent 2 (off Weber, off Shields), Aurilia (off Shields). SB: Eckstein. S: Schmidt, Shinjo. SF: Erstad; Santiago, Sanders. HB: by Weber (Bell). WP: Schmidt.

WP - Zerbe, LP - Washburn. T—3:53 A—42,713

GAME 6 - Saturday, October 26 at Anaheim (N)

| | | | | | | | | | | | | | |
|---------------|---|---|---|---|---|---|---|---|---|---|---|----|---|
| SAN FRANCISCO | 0 | 0 | 0 | 0 | 3 | 1 | 1 | 0 | 0 | — | 5 | 8 | 1 |
| ANAHEIM | 0 | 0 | 0 | 0 | 0 | 0 | 3 | 3 | X | — | 6 | 10 | 1 |

E: Bonds; B Molina. DP: San Francisco 1; Anaheim 1. LOB: San Francisco 6; Anaheim 6. HR: Dunston (off Appier), Bonds (off Fr Rodriguez), Spiezio (off Fe Rodriguez), Erstad (off Worrell). SB: Lofton 2. S: J Molina. GDP: Santiago; Anderson. WP: Fr Rodriguez.

WP - Donnelly, LP - Worrell, S - Percival. T—3:48 A—44,506

GAME 7 - Sunday, October 27 at Anaheim (N)

| | | | | | | | | | | | | | |
|---------------|---|---|---|---|---|---|---|---|---|---|---|---|---|
| SAN FRANCISCO | 0 | 1 | 0 | 0 | 0 | 0 | 0 | 0 | 0 | — | 1 | 6 | 0 |
| ANAHEIM | 0 | 1 | 3 | 0 | 0 | 0 | 0 | 0 | X | — | 4 | 5 | 0 |

DP: San Francisco 1. LOB: San Francisco 9; Anaheim 6. S: Erstad. SF: Sanders. HB: by Hernandez (Salmon).

WP - Lackey, LP - Hernandez, S - Percival. T—3:16 A—44,598

CLUB
POSTSEASON



2002

CLUB POSTSEASON

ANGELS 2002 WORLD SERIES

| PLAYER | AVG | G | AB | R | H | TB | 2B | 3B | HR | RBI | SH | SF | HP | BB | IBB | SO | SB | CS | GIDP | E |
|-------------|------|---|-----|----|----|-----|----|----|----|-----|----|----|----|----|-----|----|----|----|------|---|
| Anderson, G | .281 | 7 | 32 | 3 | 9 | 10 | 1 | 0 | 0 | 6 | 0 | 0 | 0 | 0 | 0 | 3 | 0 | 0 | 1 | 1 |
| Eckstein, D | .310 | 7 | 29 | 6 | 9 | 9 | 0 | 0 | 0 | 3 | 0 | 1 | 0 | 3 | 0 | 2 | 1 | 0 | 0 | 0 |
| Erstad, D | .300 | 7 | 30 | 6 | 9 | 15 | 3 | 0 | 1 | 3 | 1 | 1 | 0 | 1 | 0 | 4 | 1 | 0 | 0 | 1 |
| Figgins, C | .000 | 2 | 0 | 1 | 0 | 0 | 0 | 0 | 0 | 0 | 0 | 0 | 0 | 0 | 0 | 0 | 0 | 0 | 0 | 0 |
| Fullmer, B | .267 | 5 | 15 | 3 | 4 | 4 | 0 | 0 | 0 | 1 | 0 | 0 | 0 | 2 | 0 | 2 | 2 | 0 | 1 | 0 |
| Gil, B | .800 | 3 | 5 | 1 | 4 | 5 | 1 | 0 | 0 | 0 | 0 | 0 | 0 | 0 | 0 | 1 | 0 | 0 | 0 | 0 |
| Glaus, T | .385 | 7 | 26 | 7 | 10 | 22 | 3 | 0 | 3 | 8 | 0 | 0 | 0 | 4 | 1 | 6 | 0 | 0 | 1 | 1 |
| Kennedy, A | .280 | 7 | 25 | 1 | 7 | 9 | 2 | 0 | 0 | 2 | 0 | 0 | 1 | 0 | 0 | 7 | 0 | 0 | 0 | 0 |
| Molina, B | .286 | 7 | 21 | 2 | 6 | 8 | 2 | 0 | 0 | 2 | 0 | 0 | 0 | 3 | 2 | 1 | 0 | 0 | 2 | 1 |
| Molina, J | .000 | 3 | 0 | 0 | 0 | 0 | 0 | 0 | 0 | 0 | 1 | 0 | 0 | 0 | 0 | 0 | 0 | 0 | 0 | 0 |
| Ochoa, A | .000 | 5 | 1 | 0 | 0 | 0 | 0 | 0 | 0 | 0 | 0 | 0 | 0 | 0 | 0 | 0 | 0 | 0 | 0 | 0 |
| Palmeiro, O | .250 | 4 | 4 | 1 | 1 | 2 | 1 | 0 | 0 | 0 | 0 | 0 | 0 | 0 | 0 | 2 | 0 | 0 | 0 | 0 |
| Salmon, T | .346 | 7 | 26 | 7 | 9 | 16 | 1 | 0 | 2 | 5 | 0 | 0 | 1 | 4 | 1 | 7 | 1 | 0 | 0 | 1 |
| Spiezio, S | .261 | 7 | 23 | 3 | 6 | 12 | 1 | 1 | 1 | 8 | 0 | 1 | 0 | 6 | 1 | 1 | 1 | 0 | 1 | 0 |
| Wooten, S | .500 | 3 | 2 | 0 | 1 | 1 | 0 | 0 | 0 | 0 | 0 | 0 | 0 | 0 | 0 | 0 | 0 | 0 | 0 | 0 |
| Lackey, J | .500 | 3 | 2 | 0 | 1 | 1 | 0 | 0 | 0 | 0 | 0 | 0 | 0 | 0 | 0 | 0 | 0 | 0 | 0 | 0 |
| Ortiz, R | .000 | 1 | 3 | 0 | 0 | 0 | 0 | 0 | 0 | 0 | 0 | 0 | 0 | 0 | 0 | 2 | 0 | 0 | 0 | 0 |
| Washburn, J | .000 | 2 | 1 | 0 | 0 | 0 | 0 | 0 | 0 | 0 | 0 | 0 | 0 | 0 | 0 | 0 | 0 | 0 | 0 | 0 |
| PITCHERS | .167 | 7 | 6 | 0 | 1 | 1 | 0 | 0 | 0 | 0 | 0 | 0 | 0 | 0 | 0 | 2 | 0 | 0 | 0 | 0 |
| TOTALS | .310 | 7 | 245 | 41 | 76 | 114 | 15 | 1 | 7 | 38 | 2 | 3 | 2 | 23 | 5 | 38 | 6 | 0 | 6 | 5 |

| PITCHER | W | L | ERA | G | GS | CG | GF | SHO | SV | IP | H | R | ER | HR | HB | BB | IBB | SO | WP | BK | OPP AVG |
|----------------|---|---|-------|---|----|----|----|-----|----|------|----|----|----|----|----|----|-----|----|----|----|------------|
| Appler, K | 0 | 0 | 11.37 | 2 | 2 | 0 | 0 | 0 | 0 | 6.1 | 9 | 8 | 8 | 4 | 0 | 5 | 1 | 4 | 0 | 0 | .333 |
| Donnelly, B | 1 | 0 | 0.00 | 5 | 0 | 0 | 0 | 0 | 0 | 7.2 | 1 | 0 | 0 | 0 | 0 | 4 | 0 | 6 | 0 | 0 | .042 |
| Lackey, J | 1 | 0 | 4.38 | 3 | 2 | 0 | 0 | 0 | 0 | 12.1 | 15 | 6 | 6 | 0 | 0 | 5 | 4 | 7 | 0 | 0 | .319 |
| Ortiz, R | 1 | 0 | 7.20 | 1 | 1 | 0 | 0 | 0 | 0 | 5.0 | 5 | 4 | 4 | 2 | 0 | 4 | 1 | 3 | 0 | 0 | .263 |
| Percival, T | 0 | 0 | 3.00 | 3 | 0 | 0 | 3 | 0 | 3 | 3.0 | 2 | 1 | 1 | 1 | 0 | 1 | 0 | 3 | 0 | 0 | .182 |
| Rodriguez, F | 1 | 1 | 2.08 | 4 | 0 | 0 | 1 | 0 | 0 | 8.2 | 6 | 3 | 2 | 1 | 0 | 1 | 0 | 13 | 1 | 0 | .194 |
| Schoeneweis, S | 0 | 0 | 0.00 | 2 | 0 | 0 | 1 | 0 | 0 | 2.0 | 1 | 0 | 0 | 0 | 0 | 1 | 0 | 2 | 0 | 0 | .167 |
| Shields, S | 0 | 0 | 5.40 | 1 | 0 | 0 | 1 | 0 | 0 | 1.2 | 5 | 5 | 1 | 2 | 0 | 0 | 0 | 1 | 0 | 0 | .455 |
| Washburn, J | 0 | 2 | 9.31 | 2 | 2 | 0 | 0 | 0 | 0 | 9.2 | 12 | 10 | 10 | 3 | 0 | 7 | 2 | 6 | 0 | 0 | .324 |
| Weber, B | 0 | 0 | 13.50 | 4 | 0 | 0 | 1 | 0 | 0 | 4.2 | 10 | 7 | 7 | 1 | 1 | 2 | 1 | 5 | 0 | 0 | .455 |
| TOTALS | 4 | 3 | 5.75 | 7 | 7 | 0 | 7 | 0 | 3 | 61.0 | 66 | 44 | 39 | 14 | 1 | 30 | 9 | 50 | 1 | 0 | .281 |





ANGELS 2002 CUMULATIVE POSTSEASON STATISTICS

| PITCHER | | | | | | | | | | | | | | | | | | | | | | | | | PINCH HIT | | | |
|-------------|-------|----|-----|-----|-----|-----|----|----|----|-----|----|----|----|----|-----|----|----|----|------|---|-------|-------|----|---|-----------|-----|--|--|
| PLAYER | AVG | G | AB | R | H | TB | 2B | 3B | HR | RBI | SH | SF | HP | BB | IBB | SO | SB | CS | GIDP | E | SLG | OBP | AB | H | HR | RBI | | |
| Anderson, G | .300 | 16 | 70 | 11 | 21 | 31 | 4 | 0 | 2 | 13 | 0 | 0 | 0 | 2 | 0 | 6 | 0 | 1 | 2 | 1 | .443 | .319 | 0 | 0 | 0 | 0 | | |
| Eckstein, D | .294 | 16 | 68 | 9 | 20 | 20 | 0 | 0 | 0 | 6 | 1 | 1 | 2 | 3 | 0 | 4 | 2 | 0 | 0 | 1 | .294 | .338 | 0 | 0 | 0 | 0 | | |
| Erstad, D | .352 | 16 | 71 | 14 | 25 | 36 | 5 | 0 | 2 | 7 | 2 | 1 | 0 | 1 | 0 | 8 | 3 | 0 | 2 | 1 | .507 | .356 | 0 | 0 | 0 | 0 | | |
| Figgins, C | 1.000 | 6 | 1 | 4 | 1 | 1 | 0 | 0 | 0 | 0 | 0 | 0 | 0 | 0 | 0 | 0 | 1 | 0 | 0 | 0 | 1.000 | 1.000 | 0 | 0 | 0 | 0 | | |
| Fullmer, B | .294 | 12 | 34 | 6 | 10 | 16 | 3 | 0 | 1 | 5 | 0 | 0 | 0 | 3 | 1 | 5 | 2 | 0 | 3 | 0 | .471 | .351 | 1 | 0 | 0 | 0 | | |
| Gil, B | .667 | 6 | 12 | 2 | 8 | 9 | 1 | 0 | 0 | 1 | 1 | 0 | 0 | 0 | 0 | 2 | 0 | 0 | 0 | 2 | .750 | .667 | 2 | 2 | 0 | 0 | | |
| Glaus, T | .344 | 16 | 61 | 15 | 21 | 47 | 3 | 1 | 7 | 13 | 0 | 0 | 1 | 7 | 2 | 14 | 0 | 0 | 1 | 2 | .770 | .420 | 0 | 0 | 0 | 0 | | |
| Kennedy, A | .340 | 15 | 47 | 10 | 16 | 31 | 3 | 0 | 4 | 10 | 1 | 2 | 1 | 1 | 0 | 11 | 2 | 0 | 0 | 0 | .660 | .353 | 3 | 1 | 0 | 0 | | |
| Molina, B | .260 | 16 | 50 | 2 | 13 | 19 | 4 | 1 | 0 | 6 | 2 | 0 | 1 | 4 | 2 | 4 | 0 | 0 | 3 | 1 | .380 | .327 | 0 | 0 | 0 | 0 | | |
| Molina, J | .000 | 6 | 1 | 0 | 0 | 0 | 0 | 0 | 0 | 0 | 1 | 0 | 0 | 0 | 0 | 0 | 0 | 0 | 0 | 0 | .000 | .000 | 0 | 0 | 0 | 0 | | |
| Ochoa, A | .000 | 12 | 5 | 2 | 0 | 0 | 0 | 0 | 0 | 0 | 0 | 0 | 0 | 0 | 0 | 3 | 0 | 0 | 0 | 0 | .000 | .000 | 1 | 0 | 0 | 0 | | |
| Palmeiro, O | .167 | 6 | 6 | 1 | 1 | 2 | 1 | 0 | 0 | 0 | 0 | 0 | 0 | 0 | 0 | 3 | 0 | 0 | 0 | 0 | .333 | .167 | 5 | 1 | 0 | 0 | | |
| Salmon, T | .288 | 16 | 59 | 10 | 17 | 31 | 2 | 0 | 4 | 12 | 0 | 0 | 1 | 8 | 1 | 13 | 1 | 0 | 1 | 1 | .525 | .382 | 0 | 0 | 0 | 0 | | |
| Wooten, S | .474 | 9 | 19 | 5 | 9 | 12 | 0 | 0 | 1 | 3 | 0 | 0 | 0 | 0 | 0 | 4 | 0 | 0 | 0 | 0 | .632 | .474 | 4 | 0 | 0 | 0 | | |
| Lackey, J | .500 | 5 | 2 | 0 | 1 | 1 | 0 | 0 | 0 | 0 | 0 | 0 | 0 | 0 | 0 | 0 | 0 | 0 | 0 | 0 | .500 | .500 | 0 | 0 | 0 | 0 | | |
| Ortiz, R | .000 | 3 | 3 | 0 | 0 | 0 | 0 | 0 | 0 | 0 | 0 | 0 | 0 | 0 | 0 | 2 | 0 | 0 | 0 | 0 | .000 | .000 | 0 | 0 | 0 | 0 | | |
| Washburn, J | .000 | 5 | 1 | 0 | 0 | 0 | 0 | 0 | 0 | 0 | 0 | 0 | 0 | 0 | 0 | 0 | 0 | 0 | 0 | 0 | .000 | .000 | 0 | 0 | 0 | 0 | | |
| TOTALS | .320 | 16 | 565 | 101 | 181 | 289 | 30 | 3 | 24 | 95 | 8 | 5 | 6 | 39 | 8 | 82 | 13 | 1 | 13 | 9 | .512 | .367 | 16 | 4 | 0 | 0 | | |

| OPP | | | | | | | | | | | | | | | | | | | | | | | | |
|----------------|----|---|-------|----|----|----|----|-----|----|-------|-----|----|----|----|----|----|-----|-----|----|----|------|--|--|--|
| PITCHER | W | L | ERA | G | GS | CG | GF | SHO | SV | IP | H | R | ER | HR | HB | BB | IBB | SO | WP | BK | Avg | | | |
| Appier, K | 0 | 1 | 6.23 | 5 | 5 | 0 | 0 | 0 | 0 | 21.2 | 24 | 15 | 15 | 5 | 1 | 12 | 1 | 10 | 2 | 0 | .289 | | | |
| Donnelly, B | 1 | 0 | 4.15 | 11 | 0 | 0 | 1 | 0 | 0 | 13.0 | 7 | 6 | 6 | 2 | 1 | 5 | 0 | 13 | 1 | 0 | .152 | | | |
| Lackey, J | 2 | 0 | 2.42 | 5 | 3 | 0 | 0 | 0 | 0 | 22.1 | 21 | 6 | 6 | 0 | 0 | 6 | 4 | 17 | 0 | 0 | .256 | | | |
| Ortiz, R | 2 | 0 | 9.00 | 3 | 3 | 0 | 0 | 0 | 0 | 13.0 | 18 | 13 | 13 | 2 | 1 | 9 | 1 | 7 | 1 | 0 | .353 | | | |
| Percival, T | 0 | 0 | 2.79 | 9 | 0 | 0 | 9 | 0 | 7 | 9.2 | 8 | 3 | 3 | 1 | 1 | 1 | 0 | 10 | 0 | 0 | .216 | | | |
| Rodriguez, F | 5 | 1 | 1.93 | 11 | 0 | 0 | 1 | 0 | 0 | 18.2 | 10 | 5 | 4 | 2 | 0 | 5 | 0 | 28 | 3 | 0 | .156 | | | |
| Schoeneweis, S | 0 | 0 | 3.00 | 6 | 0 | 0 | 1 | 0 | 0 | 3.0 | 3 | 1 | 1 | 0 | 0 | 1 | 0 | 2 | 0 | 0 | .273 | | | |
| Shields, S | 0 | 0 | 5.40 | 1 | 0 | 0 | 1 | 0 | 0 | 1.2 | 5 | 5 | 1 | 2 | 0 | 0 | 0 | 1 | 0 | 0 | .455 | | | |
| Washburn, J | 1 | 2 | 5.02 | 5 | 5 | 0 | 0 | 0 | 0 | 28.2 | 30 | 17 | 16 | 6 | 1 | 10 | 2 | 17 | 0 | 0 | .278 | | | |
| Weber, B | 0 | 1 | 10.80 | 9 | 0 | 0 | 3 | 0 | 0 | 8.1 | 15 | 10 | 10 | 1 | 1 | 4 | 1 | 8 | 0 | 0 | .405 | | | |
| TOTALS | 11 | 5 | 4.82 | 16 | 16 | 0 | 16 | 0 | 7 | 140.0 | 141 | 81 | 75 | 21 | 6 | 53 | 9 | 113 | 7 | 0 | .266 | | | |





2004 SEASON

The Angels clinched the American League West title with a 5-4 victory, October 2 at Oakland, despite numerous injuries to key players throughout the season (14 players went on disabled list). The division crown marked the organization's first in 18 seasons (1986), the Club's fourth division crown (1979, 1982 & 1986) and fifth trip to postseason (2002 Wild Card entrant). The clincher came 22 years to the day that Angels won the West in 1982.

SEASON NOTES: The final season series against the A's marked first time since 1980 two teams entered such week-end tied for division title and playing each other to close regular season (Philadelphia at Montreal; 2-1 Phillies)...Angels finished with a home attendance Club record of 3,375,677, second highest mark in A.L. and third highest in MLB...Club finished in a virtual tie for first place in the American League in batting average (.2824) with Boston (.2819)...The mark tied Club-record (.282) also set in 2002 and 1979...Angels ranked first in A.L. for fewest strikeouts (942) for the third straight season (838 in 2003 & 805 in 2002)...Club led league with 143 stolen bases, marking the second time in Club history (220 in 1975)...Vladimir Guerrero set or tied Angels' season records in average by a right-handed hitter (.337), runs scored (124, led league), hits by right-hander (206) and total bases (366-tied Club record and led league)...He would become the second player in Club history bestowed with A.L. MVP honors (Baylor, 1979)...Halos finished with a 4.28 ERA, ranking fourth in A.L. (4.28 in 2003, 6th)...Bartolo Colon posted 18 wins, most by a first-year Angel since Bill Singer with 20 in 1973...The bullpen finished 25-16 with a 3.47 ERA (590.1 IP – 189 ER) with 50 saves (3rd in A.L.) in 67 chances (75%)...The bullpen ERA led Junior Circuit for the third straight season...Angels ranked first in A.L. in strikeouts with a club-record 1,164, led by Kelvim Escobar (191)...Angels ranked tied for second in league with a .985 fielding percentage...Halos committed just 90 errors in 162 games...Darin Erstad earned Gold Glove honors at first base.

POSTSEASON

2004 DIVISION SERIES

After a postseason absence in 2003, the Angels returned to the playoffs in the 2004 Division Series to face the A.L. Wild Card entrant Boston Red Sox... In Game 1 at Angel Stadium, the Angels fell to Boston, 9-3, after a seven-run fourth inning put the Sox up 8-0...Five of the runs in the inning were unearned, after the Angels led the Major Leagues by allowing just 36 unearned runs during the season...Troy Glaus and Darin Erstad homered off Curt Schilling to account for two of the three Angel runs...In Game 2, the Angels took a 3-1 lead against Pedro Martinez, courtesy of a two-run Vladimir Guerrero single in the fifth, into the sixth inning before the Red Sox posted seven unanswered runs over the final four frames...The torrid Red Sox offense put Boston up 6-1 after six innings in Game 3 at Fenway Park...A dramatic grand slam from Guerrero in the seventh frame tied the game at 6-6 but a 10th inning, walk-off home run off the bat of David Ortiz sealed the Angels' fate as Boston was on their way to the ALCS and eventual World Series title...The game would mark the Angel farewells to Troy Percival, David Eckstein, Troy Glaus and Ramon Ortiz.

SERIES NOTES: 2004 was the Angels' second Division Series appearance (2002 vs. New York) and second postseason matchup against Boston (lost in '86 ALCS, 4-3)...Angels were swept for the first time in postseason play...Halos' DS roster featured 10 players making their postseason debuts: Alfredo Amezaga, Jeff DaVanon, Kelvim Escobar, Kevin Gregg, Vladimir Guerrero, Casey Kotchman, Dallas McPherson, Josh Paul, Curtis Pride and Adam Riggs.



Guerrero's grand slam in Game 3



2004 ALDS RECAP

BOSTON RED SOX VS. ANAHEIM ANGELS
OCT. 5 - 8, 2004

GAME 1 - Tuesday, October 5 at Anaheim (D)

| | | | | | | | | | | | | | |
|---------|---|---|---|---|---|---|---|---|---|---|---|----|---|
| BOSTON | 1 | 0 | 0 | 7 | 0 | 0 | 0 | 1 | 0 | — | 9 | 11 | 1 |
| ANAHEIM | 0 | 0 | 0 | 1 | 0 | 0 | 2 | 0 | 0 | — | 3 | 9 | 1 |

E: Figgins, Schilling. LOB: Boston 9; Anaheim 9. HR: Millar (off Washburn), Ramirez (off Shields), Glaus (off Schilling), Erstad (off Schilling) SB:

Damon, Figgins. WP: Gregg,

WP- Schilling, LP - Washburn. T: 3:04 A: 44,608.

GAME 2 - Wednesday, October 6 at Anaheim (N)

| | | | | | | | | | | | | | |
|---------|---|---|---|---|---|---|---|---|---|---|---|----|---|
| BOSTON | 0 | 1 | 0 | 0 | 0 | 2 | 1 | 0 | 4 | — | 8 | 12 | 0 |
| ANAHEIM | 0 | 1 | 0 | 0 | 2 | 0 | 0 | 0 | 0 | — | 3 | 7 | 0 |

DP: Boston 2; Anaheim 1. GDP: Nixon. LOB: Boston 10; Anaheim 5. HR: Varitek (off Colon). SB: Damon. CS: DaVanon. PO: Bellhorn. SF: Ramirez.

HB: by Martinez (Erstad); by Rodriguez (Varitek). WP: Rodriguez Z, Donnelly.

WP - Martinez, LP - Rodriguez. T: 3:48. A: 45,118.

GAME 3 - Friday, October 8 at Boston (D)

| | | | | | | | | | | | | | | |
|---------|---|---|---|---|---|---|---|---|---|---|---|---|----|---|
| ANAHEIM | 0 | 0 | 0 | 1 | 0 | 0 | 5 | 0 | 0 | 0 | — | 6 | 8 | 2 |
| BOSTON | 0 | 0 | 2 | 3 | 1 | 0 | 0 | 0 | 0 | 2 | — | 8 | 12 | 0 |

E: Figgins, Eckstein. DP: Anaheim 1. GDP: Varitek. LOB: Anaheim 10; Boston 12. HR: Glaus (off Arroyo), Guerrero (off Timlin), Ortiz (off

Washburn). SB: Kennedy. S: Damon. SF: Ramirez. SH: Amezaga. HB: by Arroyo (Figgins).

WP - Lowe, LP - Rodriguez. T: 4:11. A: 35,547.

ANGELS 2004 DIVISION SERIES

| PLAYER | AVG | G | AB | R | H | TB | 2B | 3B | HR | RBI | SH | SF | HP | BB | IBB | SO | SB | CS | GIDP | E |
|---------------|-------------|----------|------------|-----------|-----------|-----------|----------|----------|----------|-----------|----------|----------|----------|-----------|----------|-----------|----------|----------|----------|----------|
| Amezaga, A | .000 | 2 | 2 | 0 | 0 | 0 | 0 | 0 | 0 | 0 | 1 | 0 | 0 | 0 | 0 | 2 | 0 | 0 | 0 | 0 |
| Anderson, G | .154 | 3 | 13 | 1 | 2 | 2 | 0 | 0 | 0 | 0 | 0 | 0 | 0 | 0 | 0 | 3 | 0 | 0 | 0 | 0 |
| DaVanon, J | .200 | 3 | 10 | 1 | 2 | 2 | 0 | 0 | 0 | 0 | 0 | 0 | 0 | 2 | 0 | 1 | 0 | 1 | 0 | 0 |
| Eckstein, D | .333 | 3 | 12 | 2 | 4 | 4 | 0 | 0 | 0 | 0 | 0 | 0 | 0 | 0 | 0 | 1 | 0 | 0 | 0 | 1 |
| Erstad, D | .500 | 3 | 10 | 2 | 5 | 9 | 1 | 0 | 1 | 2 | 0 | 0 | 1 | 3 | 0 | 1 | 0 | 0 | 0 | 0 |
| Figgins, C | .143 | 3 | 14 | 0 | 2 | 2 | 0 | 0 | 0 | 0 | 0 | 0 | 1 | 0 | 0 | 5 | 1 | 0 | 0 | 2 |
| Glaus, T | .364 | 3 | 11 | 3 | 4 | 12 | 2 | 0 | 2 | 3 | 0 | 0 | 0 | 2 | 0 | 4 | 0 | 0 | 0 | 0 |
| Guerrero, V | .167 | 3 | 12 | 1 | 2 | 5 | 0 | 0 | 1 | 6 | 0 | 0 | 0 | 2 | 1 | 4 | 0 | 0 | 0 | 0 |
| Kotchman, C | .000 | 2 | 1 | 0 | 0 | 0 | 0 | 0 | 0 | 0 | 0 | 0 | 0 | 0 | 0 | 0 | 0 | 0 | 0 | 0 |
| McPherson, D | .111 | 3 | 9 | 0 | 1 | 1 | 0 | 0 | 0 | 1 | 0 | 0 | 0 | 0 | 0 | 4 | 0 | 0 | 0 | 0 |
| Molina, B | .167 | 3 | 6 | 0 | 1 | 1 | 0 | 0 | 0 | 0 | 0 | 0 | 0 | 0 | 0 | 2 | 0 | 0 | 0 | 0 |
| Molina, J | .333 | 2 | 3 | 2 | 1 | 1 | 0 | 0 | 0 | 0 | 0 | 0 | 0 | 2 | 0 | 0 | 0 | 0 | 0 | 0 |
| Pride, C | .000 | 2 | 2 | 0 | 0 | 0 | 0 | 0 | 0 | 0 | 0 | 0 | 0 | 0 | 0 | 1 | 0 | 0 | 0 | 0 |
| Riggs, A | .000 | 2 | 1 | 0 | 0 | 0 | 0 | 0 | 0 | 0 | 0 | 0 | 0 | 0 | 0 | 0 | 0 | 0 | 0 | 0 |
| TOTALS | .226 | 3 | 106 | 12 | 24 | 39 | 3 | 0 | 4 | 12 | 1 | 0 | 2 | 11 | 1 | 28 | 1 | 1 | 0 | 3 |

| | | | | | | | | | | | | | | | | | | | | OPP | |
|---------------|----------|----------|-------------|----------|----------|----------|----------|----------|----------|-------------|-----------|-----------|-----------|----------|----------|-----------|----------|-----------|----------|----------|-------------|
| PITCHER | W | L | ERA | G | GS | CG | GF | SHO | SV | IP | H | R | ER | HR | HB | BB | IBB | SO | WP | BK | AVG |
| Colon, B | 0 | 0 | 4.50 | 1 | 1 | 0 | 0 | 0 | 0 | 6.0 | 7 | 3 | 3 | 1 | 0 | 3 | 0 | 3 | 0 | 0 | .304 |
| Donnelly, B | 0 | 0 | 10.80 | 2 | 0 | 0 | 1 | 0 | 0 | 3.1 | 3 | 4 | 4 | 0 | 0 | 2 | 2 | 5 | 1 | 0 | .231 |
| Escobar, K | 0 | 0 | 8.10 | 1 | 1 | 0 | 0 | 0 | 0 | 3.1 | 5 | 5 | 3 | 0 | 0 | 5 | 1 | 4 | 0 | 0 | .333 |
| Gregg, K | 0 | 0 | 0.00 | 1 | 0 | 0 | 0 | 0 | 0 | 2.0 | 3 | 0 | 0 | 0 | 0 | 1 | 0 | 0 | 1 | 0 | .333 |
| Ortiz, R | 0 | 0 | 4.50 | 1 | 0 | 0 | 1 | 0 | 0 | 2.0 | 2 | 1 | 1 | 0 | 0 | 1 | 1 | 0 | 0 | 0 | .250 |
| Rodriguez, F | 0 | 2 | 3.86 | 1 | 0 | 0 | 0 | 0 | 0 | 4.2 | 4 | 2 | 2 | 0 | 1 | 3 | 1 | 5 | 2 | 0 | .235 |
| Shields, S | 0 | 0 | 6.00 | 2 | 0 | 0 | 0 | 0 | 0 | 3.0 | 5 | 2 | 2 | 1 | 0 | 2 | 1 | 3 | 0 | 0 | .357 |
| Washburn, J | 0 | 1 | 10.80 | 2 | 1 | 0 | 1 | 0 | 0 | 3.1 | 6 | 8 | 4 | 2 | 0 | 3 | 0 | 3 | 0 | 0 | .353 |
| TOTALS | 0 | 3 | 5.86 | 3 | 3 | 0 | 3 | 0 | 0 | 27.2 | 35 | 25 | 18 | 4 | 1 | 20 | 6 | 23 | 4 | 0 | .302 |



2005

CLUB POSTSEASON

2005 SEASON

The Angels clinched second straight A.L. West title with a 4-3 victory Sept. 27 at Oakland, marking the Club's fifth Western Division crown and sixth overall trip to the postseason (2002 Wild Card entrant). The Halos finished with a 95-67 record, seven games ahead of Oakland in the West. The 95 wins marked the second most in Club history (99 in 2002) while the seven-game division lead was the biggest game differential during a division title.

SEASON NOTES: The Club was in first place 171 of 183 days of the season...Halos went 22-9 to finish regular season (14-2 over final 16 games)...44 of 95 wins were in comeback fashion, including 16 when trailing after six innings (most in MLB)...Halos led MLB batting .296 with RISP and .279 with RISP and two outs... The Club also led MLB with 161 stolen bases...Garret Anderson set or extended the Angels' all-time records in hits (1,929), total bases (3,062), extra-base hits (565), doubles (403) and RBI (1,043)...Chone Figgins set the club record for base hits by a switch-hitter (186) and led MLB with 62 stolen bases... Despite missed time with a shoulder separation, Vlad Guerrero finished third in A.L. in average (.317), tied for 10th in home runs (32) and tied for ninth in RBI (108)...Figgins and Bartolo Colón shared team MVP honors...Angels finished with a 3.68 ERA, ranking third in A.L., and ranked first in strikeouts (1,126)...Francisco Rodriguez led the bullpen with 45 saves (T1st in A.L.), converting his last 18 opportunities...Scot Shields set a club record with 78 appearances...Seven Angel pitchers finished with a record above .500, led by Colón's 21-8 mark, the most wins in the A.L. and paving the way to his first Cy Young Award...Three Angels ranked in the top 10 in ERA in the A.L., including Jarrod Washburn (4th, 3.20), Lackey (6th, 3.44) and Colón (8th, 3.48)...Halos tied for first in league with Club-record-tying .986 fielding percentage... Orlando Cabrera tied the Club mark for fielding percentage by shortstop (.988, also David Eckstein in 2004), which also tied for MLB lead in 2005...Angels finished with a home attendance club record of 3,404,686, the second highest mark in the A.L. and third highest in MLB.



POSTSEASON

2005 DIVISION SERIES RECAP

The first round of the Division Series matched the Angels against the New York Yankees, a team they had defeated in the 2002 DS. The Halos' win on the last day of the regular season was crucial as it gave the Club home field advantage over New York for the series.

Game 1 matched Mike Mussina vs. Bartolo Colón at Angel Stadium. A first inning, bases-clearing double by Robinson Cano proved to be too much for the Angels to overcome as it lifted the Yankees to a 4-2 win and a 1-0 series lead. It marked the fifth consecutive postseason series the Angels dropped Game 1.

In Game 2, the Halos defeated the Yankees 5-3 rallying from 2-0 deficit. Bengie Molina's solo HR in the 8th inning marked his second postseason HR in as many games. His two-out RBI single in the sixth frame tied the score at 2-2 and Orlando Cabrera's two-run single in the eighth inning proved to be the game-winner.

As the series shifted to the Bronx for Game 3, a three-run home run by Garret Anderson off Randy Johnson in the first inning sparked the Halos' offense to 11 runs on 19 hits (19 hits established a franchise playoff best). Anderson finished with four hits and five RBI and Bengie Molina homered for the third straight game.

The Halos would have to wait out a day of rain before Game 4. John Lackey, pitching on three days rest for Jarrod Washburn (scratched due to throat infection), limited the Yankees to one run on two hits in 5.2 innings of work. New York rallied from a 2-0 deficit, scoring one run in the sixth inning and two runs in the seventh frame for a 4-3 win. Both clubs totaled just four hits in the game. The series was tied at 2-2 with Game 5 being played the next night, over 3,000 miles across country in Anaheim.

The deciding game of the series was a rematch of Game 1 starters in Mussina and Colón. Colón would leave after just 1+ IP due to a strained right shoulder. The season came down to 22-year-old Ervin Santana, who was summoned from the bullpen. After an early 2-0 lead taken by New York in the top of the second inning, the Halos put up three runs in the bottom half of the frame with Adam Kennedy's two-run triple serving as the key blow. Santana would settle in and work 5.1 innings, allowing just three runs. A solo HR by Derek Jeter in the 7th inning brought the score to 5-3 but Francisco Rodriguez closed the door with the tying runs on base in the 9th. For the second time in four seasons, the Angels bounced the Yankees from the first round of the playoffs.

Santana became the sixth rookie winning pitcher in a winner-take-all postseason game and third to do it in last 20 years, along with John Lackey (2002 World Series vs. Giants) and Jaret Wright (1997 ALDS vs. Yankees).





2005 ALDS RECAP

NEW YORK YANKEES VS. LOS ANGELES ANGELS

OCT. 4-10, 2005



GAME 1 - Tuesday, October 4 at Anaheim (N)

| | | | | | | | | | | | | | |
|-------------|---|---|---|---|---|---|---|---|---|---|---|---|---|
| NEW YORK | 3 | 1 | 0 | 0 | 0 | 0 | 0 | 0 | 0 | — | 4 | 9 | 0 |
| LOS ANGELES | 0 | 0 | 0 | 0 | 0 | 0 | 1 | 0 | 1 | — | 2 | 7 | 0 |

LOB: NYY 5; LAA 5. DP: LAA, 2. GDP: Matsui, A. Rodriguez. HR: B. Molina (off Sturtze). SB: Jeter, Guerrero. CS: Guerrero. HB: A. Rodriguez (Colon). WP- Mussina, LP - Colon. T: 2:59. A: 45,142.

GAME 2 - Wednesday, October 5 at Anaheim (N)

| | | | | | | | | | | | | | |
|-------------|---|---|---|---|---|---|---|---|---|---|---|---|---|
| NEW YORK | 0 | 1 | 0 | 0 | 1 | 0 | 0 | 0 | 1 | — | 3 | 6 | 3 |
| LOS ANGELES | 0 | 0 | 0 | 0 | 1 | 1 | 2 | 1 | x | — | 5 | 7 | 0 |

E: Cano, Sheffield, Wang. LOB: NYY 8; LAA 5. HR: Rivera (off Wang), B. Molina (off Leiter), Posada (off Rodriguez). SB: A. Rodriguez. CS: A. Rodriguez, Kennedy. SH: Finley, Figgins. HB: Guerrero (Wang). WP: Lackey.

WP - Escobar, LP - Wang, S - Rodriguez. T: 3:05. A: 45,150.

GAME 3 - Friday, October 7 at Bronx (N)

| | | | | | | | | | | | | | |
|-------------|---|---|---|---|---|---|---|---|---|---|----|----|---|
| LOS ANGELES | 3 | 0 | 2 | 0 | 0 | 2 | 2 | 2 | 0 | — | 11 | 19 | 1 |
| NEW YORK | 0 | 0 | 0 | 4 | 2 | 0 | 0 | 1 | 0 | — | 7 | 12 | 2 |

NEW YORK
E: Sheffield, Cano, Cabrera. DP: NYY 2. GDP: Figgins. LOB: NYY 10, LAA 8. HR: Anderson (off Johnson), B. Molina (off Johnson), Matsui (off
Byrd), Jeter (off Escobar). CS: Kennedy. SF: Williams. SH: Finley. HB: B. Molina (Gordon). WP: Proctor.

WP - Shields, LP - Small, T: 4:00, A: 56,277.

GAME 4 - Sunday, October 9 at Bronx (N)

| | | | | | | | | | | | | | |
|-------------|---|---|---|---|---|---|---|---|---|---|---|---|---|
| LOS ANGELES | 0 | 0 | 0 | 0 | 0 | 2 | 0 | 0 | 0 | — | 2 | 4 | 0 |
| NEW YORK | 0 | 0 | 0 | 0 | 0 | 1 | 2 | 0 | x | — | 3 | 4 | 1 |

E: Matsui. DP: NYY 1, LAA 1. GDP: Matsui, Erstad. LOB: NYY 9; LAA 1. CS: Figgins. SH: Crosby, Finley. WP: Lackey, Escobar 2.

WP - Leiter, LP - Shields, S - Rivera. T: 3:13. A: 56,226.

GAME 5 - Monday, October 10 at Anaheim (N)

| | | | | | | | | | | | | | | |
|-------------|---|---|---|---|---|---|---|---|---|---|---|---|----|---|
| NEW YORK | 0 | 2 | 0 | 0 | 0 | 0 | 1 | 0 | 0 | 0 | — | 3 | 11 | 0 |
| LOS ANGELES | 0 | 3 | 2 | 0 | 0 | 0 | 0 | 0 | 0 | x | — | 5 | 9 | 0 |

DP: LAA 1. GDP: A. Rodriguez LOB: NYY 11; LAA 7. HR: Anderson (off Mussina), Jeter (off Santana) SB: Crosby. CS: Cano. S: Finley. SF: Anderson, Jeter. SH: Finley. HB: Rodriguez (Santana).

WP - Santana, LP - Mussina, S - Rodriguez. T: 3:29. A: 45,133.

ANGELS 2005 DIVISION SERIES STATISTICS

| PLAYER | AVG | G | AB | R | H | TB | 2B | 3B | HR | RBI | SH | SF | HP | BB | IBB | SO | SB | CS | GDP | E |
|-------------|-------|---|-----|----|----|----|----|----|----|-----|----|----|----|----|-----|----|----|----|-----|---|
| Anderson, G | .263 | 5 | 19 | 2 | 5 | 13 | 0 | 1 | 2 | 7 | 0 | 1 | 0 | 0 | 0 | 0 | 0 | 0 | 0 | 0 |
| Cabrera, O | .238 | 5 | 21 | 3 | 5 | 7 | 2 | 0 | 0 | 3 | 0 | 0 | 0 | 0 | 0 | 1 | 0 | 0 | 0 | 1 |
| DaVanon, J | .000 | 1 | 0 | 1 | 0 | 0 | 0 | 0 | 0 | 0 | 0 | 0 | 0 | 0 | 0 | 0 | 0 | 0 | 0 | 0 |
| Erstad, D | .300 | 5 | 20 | 1 | 6 | 8 | 2 | 0 | 0 | 3 | 0 | 0 | 0 | 0 | 0 | 6 | 0 | 0 | 1 | 0 |
| Figgins, C | .143 | 5 | 21 | 2 | 3 | 6 | 1 | 1 | 0 | 2 | 0 | 0 | 0 | 1 | 0 | 8 | 0 | 1 | 1 | 0 |
| Finley, S | .091 | 5 | 11 | 2 | 1 | 2 | 1 | 0 | 0 | 1 | 4 | 0 | 0 | 1 | 0 | 4 | 0 | 0 | 0 | 0 |
| Guerrero, V | .333 | 5 | 18 | 5 | 6 | 6 | 0 | 0 | 0 | 0 | 0 | 0 | 1 | 2 | 1 | 2 | 1 | 1 | 0 | 0 |
| Kennedy, A | .235 | 5 | 17 | 0 | 4 | 6 | 0 | 1 | 0 | 2 | 1 | 0 | 0 | 0 | 0 | 3 | 0 | 2 | 0 | 0 |
| Kotchman, C | .000 | 2 | 2 | 0 | 0 | 0 | 0 | 0 | 0 | 0 | 0 | 0 | 0 | 0 | 0 | 0 | 0 | 0 | 0 | 0 |
| Molina, B | .444 | 5 | 18 | 5 | 8 | 17 | 0 | 0 | 3 | 5 | 0 | 0 | 1 | 0 | 0 | 0 | 0 | 0 | 0 | 0 |
| Molina, J | 1.000 | 1 | 1 | 1 | 1 | 1 | 0 | 0 | 0 | 1 | 0 | 0 | 0 | 0 | 0 | 0 | 0 | 0 | 0 | 0 |
| Paul, J | .000 | 1 | 0 | 0 | 0 | 0 | 0 | 0 | 0 | 0 | 0 | 0 | 0 | 0 | 0 | 0 | 0 | 0 | 0 | 0 |
| Quinlan, R | .500 | 2 | 2 | 0 | 1 | 1 | 0 | 0 | 0 | 0 | 0 | 0 | 0 | 0 | 0 | 0 | 0 | 0 | 0 | 0 |
| Rivera, J | .353 | 5 | 17 | 3 | 6 | 10 | 1 | 0 | 1 | 1 | 0 | 0 | 0 | 1 | 0 | 2 | 0 | 0 | 0 | 0 |
| TOTALS | .275 | 5 | 167 | 25 | 46 | 77 | 7 | 3 | 6 | 25 | 5 | 1 | 2 | 5 | 1 | 26 | 1 | 4 | 2 | 1 |

| PITCHER | W | L | ERA | G | GS | CG | GF | SHO | SV | IP | H | R | ER | HR | HB | BB | IBB | SO | WP | BK | AVG | OPP |
|--------------|---|---|-------|---|----|----|----|-----|----|------|----|----|----|----|----|----|-----|----|----|----|------|-----|
| Byrd, P | 0 | 0 | 9.82 | 1 | 1 | 0 | 0 | 0 | 0 | 3.2 | 7 | 4 | 4 | 1 | 0 | 2 | 0 | 2 | 0 | 0 | .389 | |
| Colon, B | 0 | 1 | 4.50 | 2 | 2 | 0 | 0 | 0 | 0 | 8.0 | 10 | 4 | 4 | 0 | 1 | 2 | 0 | 7 | 0 | 0 | .313 | |
| Donnelly, B | 0 | 0 | 27.00 | 1 | 0 | 0 | 0 | 0 | 0 | 0.1 | 2 | 2 | 1 | 0 | 0 | 1 | 0 | 0 | 0 | 0 | .667 | |
| Escobar, K | 1 | 0 | 1.29 | 4 | 0 | 0 | 1 | 0 | 0 | 7.0 | 2 | 1 | 1 | 1 | 0 | 5 | 0 | 5 | 2 | 0 | .091 | |
| Lackey, J | 0 | 0 | 2.38 | 2 | 2 | 0 | 0 | 0 | 0 | 11.1 | 7 | 3 | 3 | 0 | 0 | 9 | 0 | 9 | 2 | 0 | .179 | |
| Rodriguez, F | 0 | 0 | 2.70 | 3 | 0 | 0 | 3 | 0 | 2 | 3.1 | 5 | 1 | 1 | 1 | 0 | 0 | 0 | 2 | 0 | 0 | .357 | |
| Santana, E | 1 | 0 | 5.06 | 1 | 0 | 0 | 0 | 0 | 0 | 5.1 | 5 | 3 | 3 | 1 | 1 | 2 | 0 | 2 | 0 | 0 | .263 | |
| Shields, S | 1 | 1 | 3.60 | 4 | 0 | 0 | 1 | 0 | 0 | 5.0 | 4 | 2 | 2 | 0 | 0 | 3 | 0 | 5 | 0 | 0 | .211 | |
| TOTALS | 3 | 2 | 3.89 | 5 | 5 | 0 | 5 | 0 | 2 | 44.0 | 42 | 20 | 19 | 4 | 2 | 24 | 0 | 32 | 4 | 0 | .253 | |



2005

CLUB POSTSEASON

2005 LEAGUE CHAMPIONSHIP SERIES RECAP

The Angels matched up with the Chicago White Sox in the American League Championship Series with hopes of advancing to the World Series for the second time in four seasons. A well-rested Chicago team awaited the Angels, who were playing three games in three cities (New York, Anaheim & Chicago) in consecutive days – the first time it occurred in Major League postseason history. The Angels would also be without Bartolo Colón for the remainder of the postseason.

In Game 1, Paul Byrd gave the club 6+ innings, allowing just two earned runs in lifting the club to a 3-2 win. Garret Anderson opened the scoring with a solo home run in the second inning and the Angels received RBI from Vladimir Guerrero and Orlando Cabrera in the third frame. Neither team would score a run after the fourth inning as Scot Shields and Francisco Rodriguez combined on three scoreless frames to close out the victory.

Game 2 was shrouded with controversy as an apparent third strike call by umpire Doug Eddings to end the 9th inning resulted in A.J. Pierzynski reaching first base amidst mass confusion on the field. Pinch-runner Pablo Ozuna promptly stole second base and scored the game-winning run on Joe Crede's double. Mark Buehrle went the distance for Chicago to earn the win as the Halos were held to one run on five hits. The series was tied at 1-1 and shifting to Anaheim.

In Game 3, another strong pitching performance did in the Angels as Jon Garland tossed a complete game en route to a 5-2 White Sox win. Paul Konerko's three-run home run in the first inning was all the offense needed on this night as the Angels were limited to two runs (two-run HR by Cabrera) on four hits.

More of the same for the Halos in Game 4 as the offense posted just two runs on six hits off Freddy Garcia, the third straight White Sox starter to hurl a complete game. Konerko struck again in the first inning with another three-run shot off Ervin Santana as the Sox cruised to an 8-2 victory.

Game 5 saw the Angels take their first lead since Game 1, a 3-2 cushion entering the seventh inning. The White Sox seemed destined for the World Series as they scored four unanswered runs from the seventh frame on and Jose Contreras silenced the Angel bats, tossing the fourth straight complete game for Chicago. The Angels managed just 11 runs in the five-game series, the fewest by an ALCS team since Boston in 1990. For the second straight season, the Angels were eliminated from the playoffs by the eventual World Champion.



2005 ALCS RECAP

CHICAGO WHITE SOX VS. LOS ANGELES ANGELS
OCT. 11-16, 2005

GAME 1 - Tuesday, October 11 at Chicago (N)

| | | | | | | | | | | | | | |
|-------------|---|---|---|---|---|---|---|---|---|---|---|---|---|
| LOS ANGELES | 0 | 1 | 2 | 0 | 0 | 0 | 0 | 0 | 0 | — | 3 | 7 | 1 |
| CHICAGO | 0 | 0 | 1 | 1 | 0 | 0 | 0 | 0 | 0 | — | 2 | 7 | 0 |

E: Figgins. LOB: CWS 6, LAA 4. HR: Anderson (off Contreras), Crede (off Byrd). SB: Figgins, Erstad. CS: Podsednik, Pierzynski. SH: Figgins. HB: Rowand (Byrd).

WP - Byrd, LP - Contreras, S - Rodriguez. T: 2:47 A: 40,659.

GAME 2 - Wednesday, October 12 at Chicago (N)

| | | | | | | | | | | | | | |
|-------------|---|---|---|---|---|---|---|---|---|---|---|---|---|
| LOS ANGELES | 0 | 0 | 0 | 0 | 1 | 0 | 0 | 0 | 0 | — | 1 | 5 | 3 |
| CHICAGO | 1 | 0 | 0 | 0 | 0 | 0 | 0 | 0 | 1 | — | 2 | 7 | 1 |

E: Washburn, Guerrero, Paul, Uribe. DP: CWS 2; LAA 1. GDP: Kennedy, Guerrero. LOB: CWS 4, LAA 7. HR: Quinlan (off Buehrle). SB: Ozuna. SH: Iguchi, Kennedy. HB: Iguchi (Washburn), B. Molina (Buehrle).

WP - Buehrle, LP - Escobar. T: 2:34 A: 41,013.

GAME 3 - Friday, October 14 at Anaheim (N)

| | | | | | | | | | | | | | |
|-------------|---|---|---|---|---|---|---|---|---|---|---|----|---|
| CHICAGO | 3 | 0 | 1 | 0 | 1 | 0 | 0 | 0 | 0 | — | 5 | 11 | 0 |
| LOS ANGELES | 0 | 0 | 0 | 0 | 0 | 2 | 0 | 0 | 0 | — | 2 | 4 | 0 |

DP: CWS 1, LAA 2. GDP: Guerrero, Rowand. LOB: CWS 6, LAA 1. HR: Konerko (off Lackey), Cabrera (off Garland). SH: Iguchi.

WP - Garland, LP - Lackey. T: 2:42 A: 44,725.

GAME 4 - Saturday, October 15 at Anaheim (N)

| | | | | | | | | | | | | | |
|-------------|---|---|---|---|---|---|---|---|---|---|---|---|---|
| CHICAGO | 3 | 0 | 1 | 1 | 1 | 0 | 0 | 2 | 0 | — | 8 | 8 | 1 |
| LOS ANGELES | 0 | 1 | 0 | 1 | 0 | 0 | 0 | 0 | 0 | — | 2 | 6 | 1 |

E: Garcia, Cabrera. DP: LAA 1. GDP: Uribe. LOB: CWS 5, LAA. HR: Konerko (off Santana), Pierzynski (off Santana). SB: Podsednik 2, Dye. CS: Crede. HB: Iguchi (Santana).

WP - Garcia, LP - Santana. T: 2:46 A: 44,857.

GAME 5 - Sunday, October 16 at Anaheim (N)

| | | | | | | | | | | | | | |
|-------------|---|---|---|---|---|---|---|---|---|---|---|---|---|
| CHICAGO | 0 | 1 | 0 | 0 | 1 | 0 | 1 | 1 | 2 | — | 6 | 8 | 1 |
| LOS ANGELES | 0 | 0 | 1 | 0 | 2 | 0 | 0 | 0 | 0 | — | 3 | 5 | 2 |

E: Kennedy, Contreras, Escobar. DP: LAA 1. LOB: CWS 9, LAA 4. HR: Crede (off Escobar). SB: Podsednik. CS: Iguchi SF: Crede, Rowand, Anderson. SH: Figgins, Pierzynski. HB: Iguchi (Byrd). PB: Pierzynski.

WP - Contreras, LP - Escobar. T: 3:11 A: 44,712.

CLUB POSTSEASON



ANGELS 2005 LEAGUE CHAMPIONSHIP SERIES

| PLAYER | AVG | G | AB | R | H | TB | 2B | 3B | HR | RBI | SH | SF | HP | BB | IBB | SO | SB | CS | GIDP | E |
|---------------|-------------|----------|------------|-----------|-----------|-----------|----------|----------|----------|-----------|----------|----------|----------|----------|----------|-----------|----------|----------|----------|----------|
| Anderson, G | .176 | 5 | 17 | 2 | 3 | 6 | 0 | 0 | 1 | 2 | 0 | 1 | 0 | 1 | 0 | 5 | 0 | 0 | 0 | 0 |
| Cabrera, O | .200 | 5 | 20 | 1 | 4 | 8 | 1 | 0 | 1 | 3 | 0 | 0 | 0 | 0 | 0 | 2 | 0 | 0 | 0 | 1 |
| DaVanon, J | .000 | 3 | 1 | 0 | 0 | 0 | 0 | 0 | 0 | 0 | 0 | 0 | 0 | 0 | 0 | 0 | 0 | 0 | 0 | 0 |
| Erstad, D | .235 | 5 | 17 | 1 | 4 | 5 | 1 | 0 | 0 | 0 | 0 | 0 | 0 | 1 | 0 | 2 | 1 | 0 | 0 | 0 |
| Figgins, C | .118 | 5 | 17 | 1 | 2 | 3 | 1 | 0 | 0 | 1 | 2 | 0 | 0 | 1 | 0 | 3 | 1 | 0 | 0 | 1 |
| Finley, S | .222 | 3 | 9 | 1 | 2 | 2 | 0 | 0 | 0 | 0 | 0 | 0 | 0 | 0 | 0 | 2 | 0 | 0 | 1 | 0 |
| Guerrero, V | .050 | 5 | 20 | 0 | 1 | 1 | 0 | 0 | 0 | 1 | 0 | 0 | 0 | 0 | 0 | 1 | 0 | 0 | 2 | 1 |
| Izturis, M | .000 | 1 | 0 | 0 | 0 | 0 | 0 | 0 | 0 | 0 | 0 | 0 | 0 | 0 | 0 | 0 | 0 | 0 | 0 | 0 |
| Kennedy, A | .286 | 5 | 14 | 3 | 4 | 4 | 0 | 0 | 0 | 1 | 1 | 0 | 0 | 0 | 0 | 1 | 0 | 0 | 1 | 1 |
| Kotchman, C | .286 | 2 | 7 | 0 | 2 | 3 | 1 | 0 | 0 | 1 | 0 | 0 | 0 | 1 | 0 | 1 | 0 | 0 | 0 | 0 |
| Molina, B | .118 | 5 | 17 | 0 | 2 | 2 | 0 | 0 | 0 | 1 | 0 | 0 | 1 | 0 | 0 | 2 | 0 | 0 | 0 | 0 |
| Molina, J | .333 | 1 | 3 | 0 | 1 | 1 | 0 | 0 | 0 | 0 | 0 | 0 | 0 | 0 | 0 | 0 | 0 | 0 | 0 | 0 |
| Paul, J | .000 | 1 | 0 | 0 | 0 | 0 | 0 | 0 | 0 | 0 | 0 | 0 | 0 | 0 | 0 | 0 | 0 | 0 | 0 | 1 |
| Quinlan, R | .333 | 1 | 3 | 1 | 1 | 4 | 0 | 0 | 1 | 1 | 0 | 0 | 0 | 0 | 0 | 2 | 0 | 0 | 0 | 0 |
| Rivera, J | .111 | 3 | 9 | 1 | 1 | 2 | 1 | 0 | 0 | 0 | 0 | 0 | 0 | 0 | 0 | 1 | 0 | 0 | 0 | 0 |
| TOTALS | .175 | 5 | 154 | 11 | 27 | 41 | 5 | 0 | 3 | 11 | 3 | 1 | 1 | 4 | 0 | 22 | 2 | 0 | 4 | 7 |

| PITCHER | W | L | ERA | G | GS | CG | GF | SHO | SV | IP | H | R | ER | HR | HB | BB | IBB | SO | WP | OPP | | |
|--------------|---|---|-------|---|----|----|----|-----|----|------|----|----|----|----|----|----|-----|----|----|-----|------|--|
| | | | | | | | | | | | | | | | | | | | | BK | AVG | |
| Byrd, P | 1 | 0 | 3.38 | 2 | 2 | 0 | 0 | 0 | 0 | 10.2 | 10 | 4 | 4 | 1 | 2 | 2 | 0 | 2 | 0 | 0 | .256 | |
| Donnelly, B | 0 | 0 | 0.00 | 3 | 0 | 0 | 1 | 0 | 0 | 3.1 | 2 | 0 | 0 | 0 | 0 | 1 | 0 | 5 | 0 | 0 | .182 | |
| Escobar, K | 0 | 2 | 2.08 | 2 | 0 | 0 | 1 | 0 | 0 | 4.1 | 4 | 3 | 1 | 1 | 0 | 2 | 0 | 10 | 0 | 0 | .222 | |
| Gregg, K | 0 | 0 | 0.00 | 1 | 0 | 0 | 0 | 0 | 0 | 2.0 | 1 | 0 | 0 | 0 | 0 | 1 | 0 | 3 | 0 | 0 | .143 | |
| Lackey, J | 0 | 1 | 9.00 | 1 | 1 | 0 | 0 | 0 | 0 | 5.0 | 8 | 5 | 5 | 1 | 0 | 1 | 0 | 3 | 0 | 0 | .381 | |
| Rodriguez, F | 0 | 0 | 0.00 | 2 | 0 | 0 | 2 | 0 | 1 | 2.1 | 2 | 2 | 0 | 0 | 0 | 3 | 0 | 3 | 0 | 0 | .250 | |
| Santana, E | 0 | 1 | 10.38 | 1 | 1 | 0 | 0 | 0 | 0 | 4.1 | 3 | 6 | 5 | 2 | 1 | 3 | 0 | 2 | 0 | 0 | .188 | |
| Shields, S | 0 | 0 | 0.00 | 4 | 0 | 0 | 0 | 0 | 0 | 6.0 | 4 | 0 | 0 | 0 | 0 | 1 | 1 | 5 | 0 | 0 | .200 | |
| Washburn, J | 0 | 0 | 0.00 | 1 | 1 | 0 | 0 | 0 | 0 | 4.2 | 4 | 1 | 0 | 0 | 1 | 1 | 0 | 1 | 0 | 0 | .235 | |
| Yan, E | 0 | 0 | 9.00 | 1 | 0 | 0 | 1 | 0 | 0 | 2.0 | 3 | 2 | 2 | 0 | 0 | 1 | 0 | 2 | 0 | 0 | .375 | |
| TOTALS | 1 | 4 | 3.43 | 5 | 5 | 0 | 5 | 0 | 1 | 44.2 | 41 | 23 | 17 | 5 | 4 | 16 | 1 | 36 | 0 | 0 | .248 | |

ANGELS 2005 CUMULATIVE POSTSEASON STATISTICS

| PLAYER | AVG | G | AB | R | H | TB | 2B | 3B | HR | RBI | SH | SF | HP | BB | IBB | SO | SB | CS | GIDP | E |
|---------------|-------------|-----------|------------|-----------|-----------|------------|-----------|----------|----------|-----------|----------|----------|----------|----------|----------|-----------|----------|----------|----------|----------|
| Anderson, G | .222 | 10 | 36 | 4 | 8 | 19 | 0 | 1 | 3 | 9 | 0 | 2 | 0 | 1 | 0 | 5 | 0 | 0 | 0 | 0 |
| Cabrera, O | .220 | 10 | 41 | 4 | 9 | 15 | 3 | 0 | 1 | 6 | 0 | 0 | 0 | 0 | 0 | 3 | 0 | 0 | 0 | 2 |
| DaVanon, J | .000 | 4 | 1 | 1 | 0 | 0 | 0 | 0 | 0 | 0 | 0 | 0 | 0 | 0 | 0 | 0 | 0 | 0 | 0 | 0 |
| Erstad, D | .270 | 10 | 37 | 2 | 10 | 13 | 3 | 0 | 0 | 3 | 0 | 0 | 0 | 1 | 0 | 8 | 1 | 0 | 1 | 0 |
| Figgins, C | .132 | 10 | 38 | 3 | 5 | 9 | 2 | 1 | 0 | 3 | 2 | 0 | 0 | 2 | 0 | 11 | 1 | 1 | 1 | 1 |
| Finley, S | .150 | 8 | 20 | 3 | 3 | 4 | 1 | 0 | 0 | 1 | 4 | 0 | 0 | 1 | 0 | 6 | 0 | 0 | 1 | 0 |
| Guerrero, V | .184 | 10 | 38 | 5 | 7 | 7 | 0 | 0 | 0 | 1 | 0 | 0 | 1 | 2 | 1 | 3 | 1 | 1 | 2 | 1 |
| Izturis, M | .000 | 1 | 0 | 0 | 0 | 0 | 0 | 0 | 0 | 0 | 0 | 0 | 0 | 0 | 0 | 0 | 0 | 0 | 0 | 0 |
| Kennedy, A | .258 | 10 | 31 | 3 | 8 | 10 | 0 | 1 | 0 | 3 | 2 | 0 | 0 | 0 | 0 | 4 | 0 | 2 | 1 | 1 |
| Kotchman, C | .222 | 4 | 9 | 0 | 2 | 3 | 1 | 0 | 0 | 1 | 0 | 0 | 0 | 1 | 0 | 1 | 0 | 0 | 0 | 0 |
| Molina, B | .286 | 10 | 35 | 5 | 10 | 19 | 0 | 0 | 3 | 6 | 0 | 0 | 2 | 0 | 0 | 2 | 0 | 0 | 0 | 0 |
| Molina, J | .500 | 2 | 4 | 1 | 2 | 2 | 0 | 0 | 0 | 1 | 0 | 0 | 0 | 0 | 0 | 0 | 0 | 0 | 0 | 0 |
| Paul, J | .000 | 2 | 0 | 0 | 0 | 0 | 0 | 0 | 0 | 0 | 0 | 0 | 0 | 0 | 0 | 0 | 0 | 0 | 0 | 1 |
| Quinlan, R | .400 | 3 | 5 | 1 | 2 | 5 | 0 | 0 | 1 | 1 | 0 | 0 | 0 | 0 | 0 | 2 | 0 | 0 | 0 | 0 |
| Rivera, J | .269 | 8 | 26 | 4 | 7 | 12 | 2 | 0 | 1 | 1 | 0 | 0 | 0 | 1 | 0 | 3 | 0 | 0 | 0 | 0 |
| TOTALS | .227 | 10 | 321 | 36 | 73 | 118 | 12 | 3 | 9 | 36 | 8 | 2 | 3 | 9 | 1 | 48 | 3 | 4 | 6 | 8 |

| PITCHER | W | L | ERA | G | GS | CG | GF | SHO | SV | IP | H | R | ER | HR | HB | BB | IBB | SO | WP | AVG | OPP |
|--------------|---|---|------|----|----|----|----|-----|----|------|----|----|----|----|----|----|-----|----|----|-----|------|
| Byrd, P | 1 | 0 | 5.02 | 3 | 3 | 0 | 0 | 0 | 0 | 14.1 | 17 | 8 | 8 | 2 | 2 | 4 | 0 | 4 | 0 | 0 | .298 |
| Colon, B | 0 | 1 | 4.50 | 2 | 2 | 0 | 0 | 0 | 0 | 8.0 | 10 | 4 | 4 | 0 | 1 | 2 | 0 | 7 | 0 | 0 | .313 |
| Donnelly, B | 0 | 0 | 2.45 | 4 | 0 | 0 | 1 | 0 | 0 | 3.2 | 4 | 2 | 1 | 0 | 0 | 2 | 0 | 5 | 0 | 0 | .286 |
| Escobar, K | 1 | 2 | 1.59 | 6 | 0 | 0 | 2 | 0 | 0 | 11.1 | 6 | 4 | 2 | 2 | 0 | 7 | 0 | 15 | 2 | 0 | .150 |
| Gregg, K | 0 | 0 | 0.00 | 1 | 0 | 0 | 0 | 0 | 0 | 2.0 | 1 | 0 | 0 | 0 | 0 | 1 | 0 | 3 | 0 | 0 | .143 |
| Lackey, J | 0 | 1 | 4.41 | 3 | 3 | 0 | 0 | 0 | 0 | 16.1 | 15 | 8 | 8 | 1 | 0 | 10 | 0 | 12 | 2 | 0 | .250 |
| Rodriguez, F | 0 | 0 | 1.59 | 5 | 0 | 0 | 5 | 0 | 3 | 5.2 | 7 | 3 | 1 | 1 | 0 | 3 | 0 | 5 | 0 | 0 | .318 |
| Santana, E | 1 | 1 | 7.45 | 2 | 1 | 0 | 0 | 0 | 0 | 9.2 | 8 | 9 | 8 | 3 | 2 | 5 | 0 | 4 | 0 | 0 | .229 |
| Shields, S | 1 | 1 | 1.64 | 8 | 0 | 0 | 1 | 0 | 0 | 11.0 | 8 | 2 | 2 | 0 | 0 | 4 | 1 | 10 | 0 | 0 | .205 |
| Washburn, J | 0 | 0 | 0.00 | 1 | 1 | 0 | 0 | 0 | 0 | 4.2 | 4 | 1 | 0 | 0 | 1 | 1 | 0 | 1 | 0 | 0 | .235 |
| Yan, E | 0 | 0 | 9.00 | 1 | 0 | 0 | 1 | 0 | 0 | 2.0 | 3 | 2 | 2 | 0 | 0 | 1 | 0 | 2 | 0 | 0 | .375 |
| TOTALS | 4 | 6 | 3.65 | 10 | 10 | 0 | 10 | 0 | 3 | 88.2 | 83 | 43 | 36 | 9 | 6 | 40 | 1 | 68 | 4 | 0 | .251 |





ANGELS 2007 DIVISION SERIES

| PLAYER | AVG | G | AB | R | H | TB | 2B | 3B | HR | RBI | SH | SF | HP | BB | IBB | SO | SB | CS | GIDP | E |
|---------------|-------------|----------|-----------|----------|-----------|-----------|----------|----------|----------|----------|----------|----------|----------|----------|----------|-----------|----------|----------|----------|----------|
| Anderson, G | .222 | 3 | 9 | 0 | 2 | 3 | 1 | 0 | 0 | 0 | 0 | 0 | 0 | 1 | 0 | 2 | 0 | 0 | 0 | 0 |
| Aybar, E | .000 | 1 | 1 | 0 | 0 | 0 | 0 | 0 | 0 | 0 | 0 | 0 | 0 | 0 | 0 | 0 | 0 | 0 | 0 | 0 |
| Cabrera, O | .250 | 3 | 12 | 0 | 3 | 4 | 1 | 0 | 0 | 1 | 0 | 0 | 0 | 1 | 0 | 1 | 0 | 0 | 0 | 0 |
| Figgins, C | .231 | 3 | 13 | 1 | 3 | 5 | 2 | 0 | 0 | 1 | 0 | 0 | 0 | 0 | 0 | 4 | 0 | 0 | 0 | 0 |
| Guerrero, V | .200 | 3 | 10 | 0 | 2 | 2 | 0 | 0 | 0 | 0 | 0 | 0 | 1 | 1 | 0 | 0 | 0 | 0 | 0 | 0 |
| Haynes, N | .000 | 1 | 1 | 0 | 0 | 0 | 0 | 0 | 0 | 0 | 0 | 0 | 0 | 0 | 0 | 1 | 0 | 0 | 0 | 0 |
| Izturis, M | .333 | 3 | 12 | 1 | 4 | 6 | 2 | 0 | 0 | 0 | 0 | 0 | 0 | 0 | 0 | 2 | 2 | 0 | 0 | 0 |
| Kendrick, H | .200 | 3 | 10 | 0 | 2 | 2 | 0 | 0 | 0 | 1 | 0 | 1 | 0 | 0 | 0 | 1 | 2 | 0 | 1 | 0 |
| Kotchman, C | .000 | 2 | 5 | 1 | 0 | 0 | 0 | 0 | 0 | 0 | 0 | 0 | 0 | 2 | 0 | 1 | 0 | 0 | 0 | 0 |
| Mathis, J | .000 | 2 | 3 | 0 | 0 | 0 | 0 | 0 | 0 | 1 | 0 | 0 | 0 | 0 | 0 | 0 | 0 | 0 | 0 | 0 |
| Morales, K | .111 | 3 | 9 | 1 | 1 | 1 | 0 | 0 | 0 | 0 | 0 | 0 | 0 | 0 | 0 | 2 | 0 | 0 | 0 | 0 |
| Napoli, M | .167 | 3 | 6 | 0 | 1 | 1 | 0 | 0 | 0 | 0 | 0 | 0 | 0 | 0 | 0 | 3 | 0 | 0 | 0 | 0 |
| Quinlan, R | .000 | 1 | 0 | 0 | 0 | 0 | 0 | 0 | 0 | 0 | 0 | 0 | 0 | 0 | 0 | 0 | 0 | 0 | 0 | 0 |
| Rivera, J | .333 | 2 | 3 | 0 | 1 | 1 | 0 | 0 | 0 | 0 | 0 | 0 | 0 | 1 | 0 | 1 | 0 | 0 | 0 | 0 |
| Willits, R | .000 | 3 | 4 | 0 | 0 | 0 | 0 | 0 | 0 | 0 | 0 | 0 | 0 | 1 | 0 | 2 | 1 | 0 | 0 | 0 |
| TOTALS | .192 | 3 | 99 | 4 | 19 | 25 | 6 | 0 | 0 | 4 | 0 | 1 | 1 | 7 | 0 | 20 | 5 | 0 | 1 | 0 |

| PITCHER | W | L | ERA | G | GS | CG | GF | SHO | SV | IP | H | R | ER | HR | HB | BB | IBB | SO | WP | BK | OPP AVG |
|---------------|----------|----------|-------------|----------|----------|----------|----------|----------|----------|-------------|-----------|-----------|-----------|----------|----------|-----------|----------|-----------|----------|----------|-------------|
| Escobar, K | 0 | 0 | 5.40 | 1 | 1 | 0 | 0 | 0 | 0 | 5.0 | 4 | 3 | 3 | 0 | 0 | 5 | 1 | 5 | 0 | 0 | .222 |
| Lackey, J | 0 | 1 | 6.00 | 1 | 1 | 0 | 0 | 0 | 0 | 6.0 | 9 | 4 | 4 | 2 | 0 | 2 | 0 | 4 | 1 | 0 | .391 |
| Moseley, D | 0 | 0 | 0.00 | 1 | 0 | 0 | 1 | 0 | 0 | 1.0 | 1 | 0 | 0 | 0 | 0 | 0 | 0 | 1 | 0 | 0 | .333 |
| Oliver, D | 0 | 0 | 27.00 | 1 | 0 | 0 | 0 | 0 | 0 | 0.2 | 2 | 2 | 2 | 0 | 0 | 0 | 0 | 0 | 0 | 0 | .400 |
| Rodriguez, F | 0 | 0 | 54.00 | 1 | 0 | 0 | 1 | 0 | 0 | 0.1 | 1 | 2 | 2 | 1 | 0 | 1 | 1 | 1 | 0 | 0 | .500 |
| Santana, 9E | 0 | 0 | 0.00 | 1 | 0 | 0 | 1 | 0 | 0 | 2.0 | 0 | 0 | 0 | 0 | 0 | 0 | 0 | 2 | 0 | 0 | .000 |
| Shields, S | 0 | 0 | 2.25 | 2 | 0 | 0 | 0 | 0 | 0 | 4.0 | 0 | 1 | 1 | 0 | 0 | 4 | 0 | 4 | 0 | 0 | .000 |
| Speier, J | 0 | 1 | 27.00 | 2 | 0 | 0 | 0 | 0 | 0 | 1.2 | 4 | 5 | 5 | 0 | 0 | 1 | 0 | 0 | 0 | 0 | .500 |
| Weaver, J | 0 | 1 | 3.60 | 1 | 1 | 0 | 0 | 0 | 0 | 5.0 | 4 | 2 | 2 | 2 | 0 | 3 | 0 | 5 | 0 | 0 | .222 |
| TOTALS | 0 | 3 | 6.66 | 3 | 3 | 0 | 3 | 0 | 0 | 25.2 | 25 | 19 | 19 | 5 | 0 | 16 | 2 | 22 | 1 | 0 | .269 |

ANGELS RETIRED UNIFORM NUMBERS

| No. | Individual | Year |
|-----|--------------|------|
| 26 | Gene Autry | 1982 |
| 29 | Rod Carew | 1986 |
| 30 | Nolan Ryan | 1992 |
| 50 | Jimmie Reese | 1995 |
| 11 | Jim Fregosi | 1998 |

Note: The Angels and Major League Baseball retired number 42 on Jackie Robinson's behalf in 1997.

ANGELS A.L. WEST DIVISION CLINCHING DATES

| Year | No. | Date | Details |
|------|-----|----------|---|
| 1979 | 158 | Sept. 25 | Angels defeat Kansas City, 4-1, at Anaheim Stadium (Tanana over Chamberlain). |
| 1982 | 161 | Oct. 2 | Angels defeat Texas, 6-4, at Anaheim Stadium (Goltz over Hough). |
| 1986 | 153 | Sept. 26 | Angels defeat Texas, 8-3, at Anaheim Stadium (Candelaria over Mohorcic). |
| 2004 | 161 | Oct. 2 | Angels defeat Oakland, 5-4 at Network Associates Coliseum (Donnelly over Rincon). |
| 2005 | 157 | Sept. 27 | Angels defeat Oakland, 4-3 at McAfee Coliseum (Santana over Kennedy). |
| 2007 | 156 | Sept. 23 | Angels defeat Seattle, 7-4 at Angel Stadium (Lackey over Jeff Weaver). |
| 2008 | 145 | Sept. 10 | Angels defeat New York Yankees, 4-2 at Angel Stadium (Moseley over Pettitte). |
| 2009 | 156 | Sept. 28 | Angels defeat Texas, 11-0 at Angel Stadium (Santana over Hunter). |
| 2014 | 152 | Sept. 17 | Angels defeat Seattle, 5-0 at Angel Stadium (Wilson over Paxton). |



2008

CLUB POSTSEASON

2008 DIVISION SERIES RECAP

For the third time in five seasons and fourth time in eight total playoff appearances (1986, 2004, 2007 & 2008), the Angels faced off against the Boston Red Sox (A.L. wild card entrant). The Halos entered the series with home-field advantage throughout the playoffs with the Majors' best record (100-62). The Angels also entered the 2008 postseason having dropped their last seven overall playoff games and last nine postseason affairs against Boston.

In Game 1 at Angel Stadium, the Angels offense sputtered at the hands of Red Sox starter Jon Lester (7 IP, 6 H, 1 R, 0 ER, 1 BB, 7 SO) in the 4-1 setback. John Lackey (6.2 IP, 4 H, 2 R, 2 ER, 1 HR, 3 BB, 5 SO) suffered the loss despite a solid outing. The Angels held a 1-0 lead through five innings, courtesy of a Torii Hunter RBI single, before Jason Bay put the Red Sox up for good with a two-run shot off Lackey in the top of the sixth. The Angels' 2 thru 5 hitters were 8-for-15 (.533) but the team went 1-for-7 with runners in scoring position, stranding nine baserunners.

In Game 2 at Angel Stadium, the Angels clawed back from an early four-run deficit to knot the game at 5-5 in the eighth inning. The momentum quickly evaporated as J.D. Drew's two-run home run off Francisco Rodriguez in the ninth proved to be the game-winner, giving the Red Sox a commanding 2-0 series lead. The loss was the ninth consecutive playoff setback for the Angels and 11th straight playoff loss to Boston. Chone Figgins' triple to lead off the eighth inning was the Angels' first extra-base hit of the series (first 19 hits were singles). The Angels were 3-for-14 with RISP while stranding 11 runners. Hunter logged RBI singles in the first and fifth innings and drove in three of the Angels' six runs over the first two games.

In Game 3 at Fenway Park, the Halos beat the Red Sox in the playoffs for the first time since Oct. 11, 1986 (Game 4 of ALCS), snapping an 11-game skid to Boston. The 5-4, 12-inning win (5 hr., 19 min.) marked the longest postseason game in club history. Erick Aybar's 12th-inning RBI single scoring Mike Napoli was the game-winner. Napoli connected for two home runs marking the fifth time an Angel logged a multi-HR playoff game. Napoli became just the sixth MLB catcher with a multi-HR game in the playoffs. Jered Weaver (2 IP, 1 H, 1 BB, 3 SO) earned the victory in the first relief appearance of his career.

Game 4 at Fenway Park would end in a fashion all too familiar to the Angels - a walk-off, series-clinching win for the Red Sox. A clutch two-out, two-run single by Hunter in the bottom of the eighth inning tied the game a 2-2. In the top of the ninth, the Halos looked poised to take the lead after a leadoff double from pinch-hitter Kendrys Morales. However, the scoring threat was foiled after a botched suicide squeeze ended the rally. In the ninth, Jed Lowrie's two-out RBI single plated Jason Bay from second base with the winning run. For the third time in five seasons, the Angels were eliminated from the first round of playoffs by the Red Sox.



2008 ALDS RECAP

LOS ANGELES ANGELS VS. BOSTON RED SOX

OCT. 1-6, 2008



GAME 1 - Wednesday, October 1, 2008 at Anaheim (N)

| | | | | | | | | | | | | | |
|-------------|---|---|---|---|---|---|---|---|---|---|---|---|---|
| BOSTON | 0 | 0 | 0 | 0 | 0 | 2 | 0 | 0 | 2 | — | 4 | 8 | 1 |
| LOS ANGELES | 0 | 0 | 1 | 0 | 0 | 0 | 0 | 0 | 0 | — | 1 | 9 | 1 |

LOB: BOS 9, LAA 9. HR: Bay (off Lackey) E: Lowrie, Matthews SB: Ellsbury (2) HBP: Lowrie (by Lackey)
WP - Lester, LP - Lackey T: 3:14. A: 44,996.

GAME 2 - Friday, October 3, 2008 at Anaheim (N)

| | | | | | | | | | | | | | |
|-------------|---|---|---|---|---|---|---|---|---|---|---|----|---|
| BOSTON | 4 | 0 | 0 | 1 | 0 | 0 | 0 | 0 | 2 | — | 7 | 14 | 0 |
| LOS ANGELES | 1 | 0 | 0 | 1 | 1 | 0 | 1 | 1 | 0 | — | 5 | 11 | 2 |

LOB: BOS 10, LAA 11. HR: Bay (off Santana), Drew (Off F. Rodriguez) E: Aybar, Hunter SB: Ellsbury. SF: Teixeira. GDP: Varitek.
WP - Papelbon, LP - F. Rodriguez T: 3:51. A: 45,354.

GAME 3 - Sunday, October 5, 2008 at Boston (N)

| | | | | | | | | | | | | | | | |
|-------------|---|---|---|---|---|---|---|---|---|---|---|---|---|----|---|
| LOS ANGELES | 1 | 0 | 2 | 0 | 1 | 0 | 0 | 0 | 0 | 0 | 1 | — | 5 | 16 | 0 |
| BOSTON | 0 | 3 | 0 | 0 | 1 | 0 | 0 | 0 | 0 | 0 | 0 | — | 4 | 7 | 0 |

LOB: LAA 16, BOS 8. HR: Napoli (2 off Beckett) SB: Figgins, Guerrero, Crisp. CS: Ellsbury SH: Kendrick HBP: Pedroia (by Saunders), Napoli (by Delcarmen) GDP: Varitek. Outfield Assist: Bay.
WP - Weaver, LP - Lopez T: 5:19. A: 39,067.

GAME 4 - Monday, October 6, 2008 at Boston (N)

| | | | | | | | | | | | | | |
|-------------|---|---|---|---|---|---|---|---|---|---|---|---|---|
| LOS ANGELES | 0 | 0 | 0 | 0 | 0 | 0 | 0 | 2 | 0 | — | 2 | 6 | 1 |
| BOSTON | 0 | 0 | 0 | 0 | 2 | 0 | 0 | 0 | 1 | — | 3 | 9 | 0 |

LOB: LAA 7, BOS 6. E: Figgins. CS: Willits. SH: Kendrick. GDP: Kotsay, Ellsbury. PB: Varitek
WP - Delcarmen, LP - Shields T: 2:50. A: 38,785.



ANGELS 2008 DIVISION SERIES

| PLAYER | AVG | G | AB | R | H | TB | 2B | 3B | HR | RBI | SH | SF | HP | BB | IBB | SO | SB | CS | GIDP | E |
|---------------|-------------|----------|------------|-----------|-----------|-----------|----------|----------|----------|-----------|----------|----------|----------|-----------|----------|-----------|----------|----------|----------|----------|
| Anderson, G | .158 | 4 | 19 | 1 | 3 | 3 | 0 | 0 | 0 | 0 | 0 | 0 | 0 | 1 | 0 | 4 | 0 | 0 | 0 | 0 |
| Aybar, E | .111 | 4 | 18 | 0 | 2 | 2 | 0 | 0 | 0 | 1 | 0 | 0 | 0 | 0 | 0 | 2 | 0 | 0 | 0 | 1 |
| Figgins, C | .333 | 4 | 21 | 2 | 7 | 10 | 1 | 1 | 0 | 1 | 0 | 0 | 0 | 0 | 0 | 6 | 1 | 0 | 0 | 1 |
| Guerrero, V | .467 | 4 | 15 | 2 | 7 | 8 | 1 | 0 | 0 | 0 | 0 | 0 | 0 | 4 | 0 | 1 | 1 | 0 | 0 | 0 |
| Hunter, T | .389 | 4 | 18 | 0 | 7 | 7 | 0 | 0 | 0 | 5 | 0 | 0 | 0 | 1 | 0 | 3 | 0 | 0 | 0 | 1 |
| Kendrick, H | .118 | 4 | 17 | 0 | 2 | 2 | 0 | 0 | 0 | 0 | 2 | 0 | 0 | 0 | 0 | 7 | 0 | 0 | 0 | 0 |
| Mathis, J | .500 | 1 | 2 | 0 | 1 | 0 | 0 | 0 | 0 | 0 | 0 | 0 | 0 | 0 | 0 | 1 | 0 | 0 | 0 | 0 |
| Matthews, G | .000 | 3 | 5 | 0 | 0 | 0 | 0 | 0 | 0 | 0 | 0 | 0 | 0 | 0 | 0 | 2 | 0 | 0 | 0 | 1 |
| Morales, K | .500 | 4 | 4 | 0 | 2 | 3 | 1 | 0 | 0 | 0 | 0 | 0 | 0 | 0 | 0 | 0 | 0 | 0 | 0 | 0 |
| Napoli, M | .250 | 4 | 12 | 3 | 3 | 9 | 0 | 0 | 2 | 4 | 0 | 0 | 1 | 2 | 0 | 3 | 0 | 0 | 0 | 0 |
| Rivera, J | .125 | 3 | 8 | 1 | 1 | 1 | 0 | 0 | 0 | 1 | 0 | 0 | 0 | 3 | 0 | 2 | 0 | 0 | 0 | 0 |
| Teixeira, M | .467 | 4 | 15 | 4 | 7 | 7 | 0 | 0 | 0 | 1 | 0 | 1 | 0 | 4 | 0 | 3 | 0 | 0 | 0 | 0 |
| Willits, R | --- | 3 | 0 | 0 | 0 | 0 | 0 | 0 | 0 | 0 | 0 | 0 | 0 | 0 | 0 | 0 | 0 | 1 | 0 | 0 |
| TOTALS | .273 | 4 | 154 | 13 | 42 | 53 | 3 | 1 | 2 | 13 | 2 | 1 | 1 | 15 | 0 | 34 | 2 | 1 | 0 | 4 |

| PITCHER | W | L | ERA | G | GS | CG | GF | SHO | SV | IP | H | R | ER | HR | HB | BB | IBB | SO | WP | BK | OPP AVG |
|---------------|----------|----------|-------------|----------|----------|----------|----------|----------|----------|-------------|-----------|-----------|-----------|----------|----------|-----------|----------|-----------|----------|----------|-------------|
| Arredondo, J | 0 | 0 | 0.00 | 3 | 0 | 0 | 1 | 0 | 0 | 3.2 | 2 | 0 | 0 | 0 | 0 | 0 | 0 | 4 | 0 | 0 | .154 |
| Lackey, J | 0 | 1 | 2.63 | 2 | 2 | 0 | 0 | 0 | 0 | 13.2 | 11 | 4 | 4 | 1 | 1 | 4 | 0 | 6 | 0 | 0 | .212 |
| Oliver, D | 0 | 0 | 0.00 | 2 | 0 | 0 | 0 | 0 | 0 | 1.1 | 0 | 0 | 0 | 0 | 0 | 1 | 0 | 1 | 0 | 0 | .000 |
| Rodríguez, F | 0 | 1 | 7.71 | 2 | 0 | 0 | 1 | 0 | 0 | 2.1 | 5 | 2 | 2 | 1 | 0 | 2 | 0 | 2 | 0 | 0 | .455 |
| Santana, E | 0 | 0 | 8.44 | 1 | 1 | 0 | 0 | 0 | 0 | 5.1 | 8 | 5 | 5 | 1 | 0 | 0 | 0 | 3 | 0 | 0 | .308 |
| Saunders, J | 0 | 0 | 7.71 | 1 | 1 | 0 | 0 | 0 | 0 | 4.2 | 5 | 4 | 4 | 0 | 1 | 4 | 0 | 2 | 0 | 0 | .278 |
| Shields, S | 0 | 1 | 4.76 | 4 | 0 | 0 | 1 | 0 | 0 | 5.2 | 6 | 3 | 3 | 0 | 0 | 1 | 0 | 7 | 0 | 0 | .273 |
| Weaver, J | 1 | 0 | 0.00 | 1 | 0 | 0 | 1 | 0 | 0 | 2.0 | 1 | 0 | 0 | 0 | 0 | 1 | 0 | 3 | 0 | 0 | .143 |
| TOTALS | 1 | 3 | 4.19 | 4 | 4 | 0 | 4 | 0 | 0 | 38.2 | 38 | 18 | 18 | 3 | 2 | 15 | 0 | 28 | 0 | 0 | .250 |

ANGELS MEMORIAL UNIFORM MARKINGS

1965 - Black armband on left sleeve honoring passing of teammate **Dick Wantz**.

1974 - Black ribbon attached to left sleeve during Spring Training honoring passing of teammate **Bruce Heinbechner**.

1978 - Black armband on left sleeve honoring passing of teammate **Lyman Bostock**.

1992 - Initials "DJ" on left sleeve honoring passing of coach **Deron Johnson**.

1994-95 - Black armband with "REESE 50" in white on right sleeve and circular black patch with "REESE 50" in white on left sleeve (worn during second half of 1994 and spring of 1995) in honor of the late coach **Jimmie Reese**.

1999 - Caricature of **Gene Autry** with "26" in circular patch on right sleeve honoring the late owner.

2009 - Black encircled patch with white #34 in honor of the late **Nick Adenhart** (above the heart).

2009 - Diamond-shaped patch with "PRESTON" inscribed in honor of the late **Preston Gomez** (on right sleeve).

2013 - Black encircled patch with red "LEW" inscribed in honor of the late **Dr. Lewis Yocum** (above the heart).

2014 - White encircled patch with red "FREGOSI 11" inscribed in honor the late player and manager **Jim Fregosi** (above the heart).

2016 - Black encircled patch with white "DEAN CHANCE LA" inscribed in honoring passing of former player **Dean Chance**.

2017 - White encircled patch with red "BAYLOR 25" in honor of the late **Don Baylor** (above the heart).

2019 - White encircled patch with red "SKAGGS 45" in honor of the late **Tyler Skaggs** (above the heart).



CLUB POSTSEASON

2009 DIVISION SERIES RECAP

PITCHING LEADS THE WAY IN GAMES 1 & 2: John Lackey and Jered Weaver earned wins in each of the first two games at Angel Stadium, becoming the first two Angels to pitch at least seven innings in consecutive playoff games since Jarrod Washburn and Lackey did so in Games 3 and 4 of the 2002 ALCS. Weaver's (7.1 IP, 2 H, 1 R, 7 K) start in Game 2 was the longest start in club postseason history while allowing 2 or fewer hits. Lackey's (7.1 IP, 0 ER) performance in Game 1 was the longest scoreless start by a pitcher in club postseason history. Angel pitchers held Boston to a .131 clip (8/61) over the first two games.

CLASSIC COMEBACK IN GAME 3: The Angels' ninth inning comeback in Boston (trailing by two runs with none on and two out) was accomplished with each of the three batters who scored reaching base with two strikes and two outs. It marked the 10th time in 2009 the Halos rallied from a deficit of at least four runs to win. All three runs surrendered by Jonathan Papelbon ended his 26-inning postseason scoreless streak. Bobby Abreu brought the game within a run with a two-out double off the Green Monster. After an intentional walk to Torii Hunter, Vladimir Guerrero followed with a two-run single that proved to be the game-winner.



BOSTON RED SOX VS. LOS ANGELES ANGELS

OCT. 8-11, 2009



| | | | | | | | | | | | | | |
|-------------|---|---|---|---|---|---|---|---|---|---|---|---|---|
| BOSTON | 0 | 0 | 0 | 0 | 0 | 0 | 0 | 0 | 0 | — | 0 | 4 | 3 |
| LOS ANGELES | 0 | 0 | 0 | 0 | 3 | 0 | 2 | 0 | x | — | 5 | 7 | 1 |

LOB: BOS 5, LAA 8. HR: Hunter (off Lester) E: Gonzalez, Lowell, Bay, Mathis. SH: Figgins, Mathis. HBP: Hunter (by Ramirez) GDP: Lowell OF

WP - Lackey, LP - Lester T: 3:09. A: 45,070.

| | | | | | | | | | | | | | |
|-------------|---|---|---|---|---|---|---|---|---|---|---|---|---|
| BOSTON | 0 | 0 | 0 | 1 | 0 | 0 | 0 | 0 | 0 | — | 1 | 4 | 0 |
| LOS ANGELES | 0 | 0 | 0 | 1 | 0 | 0 | 3 | 0 | x | — | 4 | 6 | 0 |

WP - Weaver, LP - Beckett, S - Fuentes. T: 3:11. A: 45,223.

| | | | | | | | | | | | | | |
|-------------|---|---|---|---|---|---|---|---|---|---|---|----|---|
| LOS ANGELES | 0 | 0 | 0 | 1 | 0 | 1 | 0 | 2 | 3 | — | 7 | 11 | 0 |
| BOSTON | 0 | 0 | 3 | 2 | 0 | 0 | 0 | 1 | 0 | — | 6 | 7 | 1 |

WP - Oliver, LP - Papelbon, S - Fuentes. T: 3:49. A: 38,704.





ANGELS 2009 DIVISION SERIES

| PLAYER | AVG | G | AB | R | H | TB | 2B | 3B | HR | RBI | SH | SF | HP | BB | IBB | SO | SB | CS | GDP | E |
|---------------|-------------|----------|-----------|-----------|-----------|-----------|----------|----------|----------|-----------|----------|----------|----------|-----------|----------|-----------|----------|----------|----------|----------|
| Abreu, B | .556 | 3 | 9 | 4 | 5 | 7 | 2 | 0 | 0 | 1 | 0 | 0 | 0 | 4 | 0 | 0 | 0 | 1 | 0 | 0 |
| Aybar, E | .364 | 3 | 11 | 2 | 4 | 7 | 1 | 1 | 0 | 2 | 0 | 0 | 0 | 0 | 0 | 1 | 0 | 0 | 0 | 0 |
| Figgins, C | .000 | 3 | 12 | 1 | 0 | 0 | 0 | 0 | 0 | 0 | 1 | 0 | 0 | 1 | 0 | 6 | 0 | 0 | 0 | 0 |
| Guerrero, V | .400 | 3 | 10 | 2 | 4 | 4 | 0 | 0 | 0 | 2 | 0 | 0 | 0 | 2 | 0 | 1 | 0 | 0 | 0 | 0 |
| Hunter, T | .200 | 3 | 10 | 2 | 2 | 6 | 1 | 0 | 1 | 3 | 0 | 0 | 1 | 2 | 1 | 1 | 0 | 0 | 0 | 0 |
| Izturis, M | .143 | 2 | 7 | 1 | 1 | 1 | 0 | 0 | 0 | 1 | 0 | 0 | 0 | 0 | 0 | 2 | 1 | 0 | 0 | 0 |
| Kendrick, H | .200 | 2 | 5 | 1 | 1 | 1 | 0 | 0 | 0 | 0 | 0 | 0 | 0 | 0 | 0 | 2 | 1 | 0 | 0 | 0 |
| Mathis, J | .333 | 2 | 3 | 0 | 1 | 1 | 0 | 0 | 0 | 0 | 1 | 0 | 0 | 0 | 0 | 2 | 0 | 0 | 0 | 1 |
| Mathews, G | .000 | 1 | 1 | 0 | 0 | 0 | 0 | 0 | 0 | 0 | 0 | 0 | 0 | 0 | 0 | 0 | 0 | 0 | 0 | 0 |
| Morales, K | .200 | 3 | 10 | 1 | 2 | 5 | 0 | 0 | 1 | 3 | 0 | 1 | 0 | 1 | 0 | 0 | 0 | 0 | 0 | 0 |
| Napoli, M | .250 | 2 | 4 | 1 | 1 | 2 | 1 | 0 | 0 | 0 | 0 | 0 | 2 | 0 | 0 | 1 | 0 | 0 | 0 | 0 |
| Rivera, J | .273 | 3 | 11 | 1 | 3 | 4 | 1 | 0 | 0 | 2 | 0 | 0 | 0 | 0 | 0 | 2 | 1 | 0 | 2 | 0 |
| Willits, R | .000 | 1 | 0 | 0 | 0 | 0 | 0 | 0 | 0 | 0 | 0 | 0 | 0 | 0 | 0 | 0 | 0 | 0 | 0 | 0 |
| Wood, B | .000 | 0 | 0 | 0 | 0 | 0 | 0 | 0 | 0 | 0 | 0 | 0 | 0 | 0 | 0 | 0 | 0 | 0 | 0 | 0 |
| TOTALS | .258 | 3 | 93 | 16 | 24 | 38 | 6 | 1 | 2 | 14 | 2 | 1 | 3 | 10 | 1 | 18 | 3 | 1 | 2 | 1 |

| PITCHER | R/L | W | L | ERA | G | GS | CG | GF | SHO | SV | IP | H | R | ER | HR | HB | BB | IBB | SO | WP | BK | AVG |
|---------------|----------|----------|-------------|----------|----------|----------|----------|----------|----------|-------------|-----------|----------|----------|----------|----------|----------|----------|----------|-----------|----------|----------|-------------|
| Bulger, J | R | 0 | 0 | 0.00 | 1 | 0 | 0 | 0 | 0 | 0 | 1.0 | 0 | 0 | 0 | 0 | 0 | 1 | 0 | 1 | 0 | 0 | .000 |
| Fuentes, B | L | 0 | 0 | 0.00 | 2 | 0 | 0 | 2 | 0 | 2 | 1.2 | 0 | 0 | 0 | 0 | 0 | 1 | 0 | 0 | 0 | 0 | .000 |
| Jepsen, K | R | 0 | 0 | 6.75 | 2 | 0 | 0 | 0 | 0 | 0 | 1.1 | 3 | 1 | 1 | 0 | 0 | 0 | 0 | 1 | 0 | 0 | .429 |
| Kazmir, S | L | 0 | 0 | 7.50 | 1 | 1 | 0 | 0 | 0 | 0 | 6.0 | 5 | 5 | 5 | 1 | 0 | 3 | 0 | 1 | 0 | 0 | .217 |
| Lackey, J | R | 1 | 0 | 0.00 | 1 | 1 | 0 | 0 | 0 | 0 | 7.1 | 4 | 0 | 0 | 0 | 0 | 1 | 0 | 4 | 1 | 0 | .160 |
| Oliver, D | L | 1 | 0 | 0.00 | 3 | 0 | 0 | 1 | 0 | 0 | 2.1 | 1 | 0 | 0 | 0 | 0 | 0 | 0 | 2 | 0 | 0 | .125 |
| Weaver, J | R | 1 | 0 | 1.23 | 1 | 1 | 0 | 0 | 0 | 0 | 7.1 | 2 | 1 | 1 | 0 | 0 | 2 | 0 | 7 | 0 | 0 | .083 |
| TOTALS | 3 | 0 | 2.33 | 3 | 3 | 0 | 3 | 1 | 2 | 27.0 | 15 | 7 | 7 | 7 | 1 | 0 | 8 | 0 | 16 | 1 | 0 | .158 |

2009 LEAGUE CHAMPIONSHIP SERIES RECAP

Following a three-game sweep of Boston in the Division Series, the Halos were headed to the ALCS for the sixth time in club history. It marked the third playoff matchup with the New York Yankees, the Angels winning both previous DS in 2002 & 2005. The Angels and Yankees were the two statistical leaders in several offensive categories during the 2009 campaign.

MISCUES LEAD TO 0-2: After setting a club record for fewest errors (85) committed during 2009 season, the Angels committed five errors leading to three unearned runs through the first two games in New York. While leading the Majors batting .297 with RISP during the regular season, the Halos hit .222 (4/18), stranding 21 runners after two games. The 2009 ALCS marked the fifth time Angels fell behind 0-2 in a playoff series.

ANOTHER GAME 3 COMEBACK: After spotting the Yankees a 3-0 lead through four innings, a solo HR by Howie Kendrick in the fifth inning put the Angels on the board. Vladimir Guerrero followed the next inning with a game-tying, two-run home run. The game would go to the bottom of the 11th inning where another "nobody on with two outs" rally took place. Kendrick lined a single up the middle and Jeff Mathis followed with a game-winning RBI double to get the Angels back in the series. The comeback win snapped the Halos' six-game LCS losing streak and marked the third walk-off hit in Club playoff history (also Game 3 of '79 ALCS & Game 4 of '86 LCS).

CLASSIC GAME 5: Following a shutdown performance by CC Sabathia in a 10-1 Game 4 loss (8 IP, 1 ER), the Angels were facing elimination down 3-1 in the series. The Angels put up a four-run first inning in Game 5. Starter John Lackey was lifted after 6.2 IP and that's when the trouble started - a six-run Yankee 7th inning put them up 6-4 after 6 1/2 frames. However, the Halos immediately responded in the bottom half of the seventh with a leadoff hit by Jeff Mathis (his 6th consecutive hit, an Angels' playoff club record) and key RBI singles by Vladimir Guerrero and Kendry Morales. Brian Fuentes worked through a dicey 9th inning (1 IP, 2 BB, 1 HB) to preserve the one-run save and send the series back to the Bronx. The win was the Halos' eighth all-time in the postseason vs. New York - all of which have been of the comeback variety.

YANKEES TAKE THE PENNANT: In Game 6 at New York, a strong pitching performance by Andy Pettitte (6.1 IP, 1 ER, 6 SO), timely hitting by the Yankees and another game of Angels miscues sent New York to the World Series for the 40th time. The Halos scratched across the game's first run with an RBI single from Bobby Abreu with two outs in the third. Starter Joe Saunders got out of jams in the first and second innings before the Yankees tagged him for three runs in the fourth, sparked by Johnny Damon's two-run single. No scoring took place during innings 5-7 before the Halos pulled within 3-2 on Guerrero's two-out RBI single in the eighth, his last at-bat of the postseason (his RBI off Mariano Rivera was the first postseason earned run off the Yankees' closer since Game 2 of the 2000 World Series). A comeback was not meant to be as New York capitalized on two crucial Angel errors in the bottom of the eighth (Kendrick fielding, Kazmir throwing) to push the lead to 5-2, it took only three outs for Rivera to get in the ninth to close out the series. The Angels fell to 1-5 in six League Championship Series.



2009 ALCS RECAP

LOS ANGELES ANGELS VS. NEW YORK YANKEES

OCT. 16-25, 2009



GAME 1 - Friday, October 16, 2009 at New York (N)

| | | | | | | | | | | | | | |
|-------------|---|---|---|---|---|---|---|---|---|---|---|----|---|
| LOS ANGELES | 0 | 0 | 0 | 1 | 0 | 0 | 0 | 0 | 0 | — | 1 | 4 | 3 |
| NEW YORK | 2 | 0 | 0 | 0 | 1 | 1 | 0 | 0 | x | — | 4 | 10 | 0 |

LOB: LAA 5, NYY 11. E: J. Rivera, Lackey, Hunter. SF: Rodriguez HBP: Cano (by Bulger) OF Assist: J. Rivera
WP - Sabathia, LP - Lackey, S - M. Rivera. T: 3:18. A: 49,688.

GAME 2 - Saturday, October 17, 2009 at New York (N)

| | | | | | | | | | | | | | | | | | |
|-------------|---|---|---|---|---|---|---|---|---|---|---|---|---|---|---|----|---|
| LOS ANGELES | 0 | 0 | 0 | 0 | 2 | 0 | 0 | 0 | 0 | 0 | 1 | 0 | 0 | — | 3 | 8 | 2 |
| NEW YORK | 0 | 1 | 1 | 0 | 0 | 0 | 0 | 0 | 0 | 0 | 1 | 0 | 1 | — | 4 | 13 | 3 |

LOB: LAA 16, NYY 12. HR: Jeter (off Saunders), Rodriguez (off Fuentes). E: Cano (2), Figgins, Jeter, Izturis. SH: Aybar, Figgins, Gardner. SB: Aybar
HBP: Morales (by Burnett), Figgins (by Burnett) GDP: Jeter, Matsui, Cano, Hunter.

WP - Robertson, LP - Santana, T: 5:10. A: 49,922.

GAME 3 - Monday, October 19, 2009 at Anaheim (D)

| | | | | | | | | | | | | | | | |
|-------------|---|---|---|---|---|---|---|---|---|---|---|---|---|----|---|
| NEW YORK | 1 | 0 | 0 | 1 | 1 | 0 | 0 | 1 | 0 | 0 | 0 | — | 4 | 8 | 0 |
| LOS ANGELES | 0 | 0 | 0 | 0 | 1 | 2 | 1 | 0 | 0 | 0 | 1 | — | 5 | 13 | 0 |

LOB: NYY 10, LAA 7. HR: Jeter (off Weaver), Rodriguez (off Weaver), Damon (off Weaver), Kendrick (off Pettitte), Guerrero (off Pettitte) SB: Aybar CS: Gardner SH: Aybar SF: Izturis GIDP: Hunter. Morales

WP - Santana, LP - Aceves T: 4:21, A: 44.911.

GAME 4 - Tuesday, October 20, 2009 at Anaheim (N)

| | | | | | | | | | | | | | |
|-------------|---|---|---|---|---|---|---|---|---|---|----|----|---|
| NEW YORK | 0 | 0 | 0 | 3 | 2 | 0 | 0 | 2 | 3 | — | 10 | 13 | 0 |
| LOS ANGELES | 0 | 0 | 0 | 0 | 1 | 0 | 0 | 0 | 0 | — | 1 | 5 | 1 |

LOB: NYY 9, LAA 5. HR: Rodriguez (off Bulger), Damon (off Palmer) E: Abreu. SB: Rodriguez, Posada. CS: Jeter, Gardner HBP: Swisher (by Santana) GDP: J. Rivera

WP - Sabathia. LP - Kazmir T: 3:38. A: 45.160.

GAME 5 - Thursday, October 22, 2009 at Anaheim (N)

| | | | | | | | | | | | | | |
|-------------|---|---|---|---|---|---|---|---|---|---|---|----|---|
| NEW YORK | 0 | 0 | 0 | 0 | 0 | 0 | 6 | 0 | 0 | — | 6 | 9 | 0 |
| LOS ANGELES | 4 | 0 | 0 | 0 | 0 | 0 | 3 | 0 | x | — | 7 | 12 | 0 |

LOB: NYY 10, LAA 7. SB: Hunter, Aybar. SH: Figgins HBP: Cano (by Fuentes) GIDP: J. Rivera, Aybar

WP - Jepsen, LP - Hughes, S - Fuentes, T: 3:34, A: 45.113.

GAME 6 - Sunday, October 25, 2009 at New York (N)

| | | | | | | | | | | | | | |
|-------------|---|---|---|---|---|---|---|---|---|---|---|---|---|
| LOS ANGELES | 0 | 0 | 1 | 0 | 0 | 0 | 0 | 1 | 0 | — | 2 | 9 | 2 |
| NEW YORK | 0 | 0 | 0 | 3 | 0 | 0 | 0 | 2 | x | — | 5 | 9 | 0 |

LOB: LAA 6, NYY 11. E: Kendrick, Kazmir. SH: Cabrera (2), Swisher SF: Teixeira GDP: Posada (2), Teixeira WP - Pettitte. LP - Saunders, S - M. Rivera. T: 3:40. A: 50,173.

ANGELS 2009 LEAGUE CHAMPIONSHIP SERIES

| PLAYER | AVG | G | AB | R | H | TB | 2B | 3B | HR | RBI | SH | SF | HP | BB | IBB | SO | SB | CS | GDP | E |
|-------------|------|---|-----|----|----|----|----|----|----|-----|----|----|----|----|-----|----|----|----|-----|---|
| Abreu, B | .160 | 6 | 25 | 2 | 4 | 6 | 2 | 0 | 0 | 2 | 0 | 0 | 0 | 4 | 3 | 8 | 0 | 0 | 0 | 1 |
| Aybar, E | .250 | 6 | 20 | 2 | 5 | 6 | 1 | 0 | 0 | 1 | 2 | 0 | 0 | 1 | 0 | 1 | 3 | 0 | 2 | 0 |
| Figgins, C | .130 | 6 | 23 | 2 | 3 | 3 | 0 | 0 | 0 | 1 | 2 | 0 | 1 | 3 | 0 | 3 | 0 | 0 | 0 | 1 |
| Guerrero, V | .370 | 6 | 27 | 3 | 10 | 16 | 3 | 0 | 1 | 5 | 0 | 0 | 0 | 1 | 0 | 5 | 0 | 0 | 0 | 0 |
| Hunter, T | .304 | 6 | 23 | 2 | 7 | 8 | 1 | 0 | 0 | 2 | 0 | 0 | 0 | 5 | 0 | 4 | 1 | 1 | 2 | 1 |
| Izturis, M | .100 | 4 | 10 | 1 | 1 | 2 | 1 | 0 | 0 | 1 | 0 | 1 | 0 | 1 | 1 | 1 | 0 | 0 | 0 | 1 |
| Kendrick, H | .286 | 4 | 14 | 3 | 4 | 9 | 0 | 1 | 1 | 1 | 0 | 0 | 0 | 1 | 0 | 1 | 0 | 0 | 0 | 1 |
| Mathis, J | .583 | 5 | 12 | 2 | 7 | 12 | 5 | 0 | 0 | 1 | 0 | 0 | 0 | 0 | 0 | 2 | 0 | 0 | 0 | 0 |
| Mathews, G | .000 | 3 | 4 | 1 | 0 | 0 | 0 | 0 | 0 | 0 | 0 | 0 | 0 | 1 | 0 | 3 | 0 | 0 | 0 | 0 |
| Morales, K | .167 | 6 | 24 | 1 | 4 | 7 | 0 | 0 | 1 | 4 | 0 | 0 | 1 | 1 | 0 | 6 | 0 | 0 | 1 | 0 |
| Napoli, M | .111 | 5 | 9 | 0 | 1 | 1 | 0 | 0 | 0 | 0 | 0 | 0 | 0 | 0 | 0 | 3 | 0 | 0 | 0 | 0 |
| Rivera, J | .200 | 6 | 25 | 0 | 5 | 6 | 1 | 0 | 0 | 0 | 0 | 0 | 0 | 0 | 0 | 1 | 0 | 0 | 2 | 1 |
| Willits, R | .000 | 3 | 0 | 0 | 0 | 0 | 0 | 0 | 0 | 0 | 0 | 0 | 0 | 0 | 0 | 0 | 0 | 0 | 0 | 0 |
| TOTALS | .236 | 6 | 216 | 19 | 51 | 76 | 14 | 1 | 3 | 18 | 4 | 1 | 2 | 18 | 4 | 38 | 4 | 1 | 7 | 8 |

| PITCHER | R/L | W | L | ERA | G | GS | CG | GF | SHO | SV | IP | H | R | ER | HR | HB | BB | IBB | SO | WP | BK | AVG | OPP |
|------------|-----|---|---|-------|---|----|----|----|-----|----|------|----|----|----|----|----|----|-----|----|----|----|------|-----|
| Bulger, J | R | 0 | 0 | 3.86 | 3 | 0 | 0 | 0 | 0 | 0 | 2.1 | 1 | 1 | 1 | 1 | 1 | 3 | 0 | 4 | 1 | 0 | .125 | |
| Fuentes, B | R | 0 | 0 | 3.00 | 3 | 0 | 0 | 1 | 0 | 1 | 3.0 | 1 | 1 | 1 | 1 | 1 | 3 | 2 | 3 | 0 | 0 | .100 | |
| Jepsen, K | L | 1 | 0 | 2.45 | 3 | 0 | 0 | 0 | 0 | 0 | 3.2 | 5 | 1 | 1 | 1 | 0 | 2 | 0 | 2 | 0 | 0 | .333 | |
| Kazmir, S | L | 0 | 1 | 7.71 | 2 | 1 | 0 | 0 | 0 | 0 | 4.2 | 6 | 5 | 4 | 0 | 0 | 5 | 0 | 3 | 1 | 0 | .333 | |
| Lackey, J | R | 0 | 1 | 3.65 | 2 | 2 | 0 | 0 | 0 | 0 | 12.1 | 15 | 7 | 5 | 0 | 0 | 6 | 0 | 10 | 0 | 0 | .300 | |
| Oliver, D | L | 0 | 0 | 4.26 | 5 | 0 | 0 | 0 | 0 | 0 | 6.1 | 6 | 3 | 3 | 0 | 0 | 4 | 2 | 6 | 0 | 0 | .261 | |
| Palmer, J | R | 0 | 0 | 13.50 | 2 | 0 | 0 | 2 | 0 | 0 | 2.2 | 5 | 4 | 4 | 1 | 0 | 1 | 0 | 2 | 0 | 0 | .385 | |
| Santana, E | R | 1 | 1 | 1.59 | 4 | 0 | 0 | 2 | 0 | 0 | 5.2 | 5 | 3 | 1 | 0 | 1 | 4 | 1 | 5 | 0 | 0 | .250 | |
| Sanders, J | L | 0 | 1 | 4.35 | 2 | 2 | 0 | 0 | 0 | 0 | 10.1 | 13 | 5 | 5 | 1 | 0 | 6 | 0 | 5 | 0 | 0 | .317 | |
| Weaver, J | R | 0 | 0 | 4.26 | 3 | 1 | 0 | 1 | 0 | 0 | 6.1 | 5 | 3 | 3 | 3 | 0 | 4 | 0 | 7 | 0 | 0 | .208 | |
| TOTALS | | 2 | 4 | 4.40 | 6 | 6 | 0 | 6 | 0 | 1 | 57.1 | 62 | 33 | 28 | 8 | 3 | 38 | 5 | 47 | 2 | 0 | .279 | |



ANGELS 2009 CUMULATIVE STATISTICS

| 2014-2015 Season | | | | | | | | | | | | | | | | | | | | | | | PINCH HIT | | | |
|------------------|------|---|-----|----|----|-----|----|----|----|-----|----|----|----|----|-----|----|----|----|------|---|------|------|-----------|---|----|-----|
| PLAYER | AVG | G | AB | R | H | TB | 2B | 3B | HR | RBI | SH | SF | HP | BB | IBB | SO | SB | CS | GIDP | E | SLG | OBP | AB | H | HR | RBI |
| Abreu, B | .265 | 9 | 34 | 6 | 9 | 13 | 4 | 0 | 0 | 3 | 0 | 0 | 0 | 8 | 3 | 8 | 0 | 1 | 0 | 1 | .382 | .405 | 0 | 0 | 0 | 0 |
| Aybar, E | .290 | 9 | 31 | 4 | 9 | 13 | 2 | 1 | 0 | 3 | 2 | 0 | 0 | 1 | 0 | 2 | 3 | 0 | 2 | 0 | .419 | .313 | 0 | 0 | 0 | 0 |
| Figgins, C | .086 | 9 | 35 | 3 | 3 | 3 | 0 | 0 | 0 | 1 | 3 | 0 | 1 | 4 | 0 | 9 | 0 | 0 | 0 | 1 | .086 | .200 | 0 | 0 | 0 | 0 |
| Guerrero, V | .378 | 9 | 37 | 5 | 14 | 20 | 3 | 0 | 1 | 7 | 0 | 0 | 0 | 3 | 0 | 6 | 0 | 0 | 0 | 0 | .541 | .425 | 0 | 0 | 0 | 0 |
| Hunter, T | .273 | 9 | 33 | 4 | 9 | 14 | 2 | 0 | 1 | 5 | 0 | 0 | 1 | 7 | 1 | 5 | 1 | 1 | 2 | 1 | .424 | .415 | 0 | 0 | 0 | 0 |
| Izturis, M | .118 | 6 | 17 | 2 | 2 | 3 | 1 | 0 | 0 | 2 | 0 | 1 | 0 | 1 | 1 | 3 | 1 | 0 | 0 | 1 | .176 | .158 | 1 | 0 | 0 | 1 |
| Kendrick, H | .263 | 6 | 19 | 4 | 5 | 10 | 0 | 1 | 1 | 1 | 0 | 0 | 0 | 1 | 0 | 3 | 1 | 0 | 0 | 1 | .526 | .300 | 0 | 0 | 0 | 0 |
| Mathis, J | .533 | 7 | 15 | 2 | 8 | 13 | 5 | 0 | 0 | 1 | 1 | 0 | 0 | 0 | 0 | 4 | 0 | 0 | 0 | 1 | .867 | .533 | 0 | 0 | 0 | 0 |
| Matthews, G | .000 | 4 | 5 | 1 | 0 | 0 | 0 | 0 | 0 | 0 | 0 | 0 | 0 | 1 | 0 | 3 | 0 | 0 | 0 | 0 | .000 | .167 | 4 | 0 | 0 | 0 |
| Morales, K | .176 | 9 | 34 | 2 | 6 | 12 | 0 | 0 | 2 | 7 | 0 | 1 | 1 | 2 | 0 | 6 | 0 | 0 | 1 | 0 | .353 | .237 | 0 | 0 | 0 | 0 |
| Napoli, M | .154 | 7 | 13 | 1 | 2 | 3 | 1 | 0 | 0 | 0 | 0 | 0 | 2 | 0 | 0 | 4 | 0 | 0 | 0 | 0 | .231 | .267 | 1 | 0 | 0 | 0 |
| Quinlan, R | .000 | 0 | 0 | 0 | 0 | 0 | 0 | 0 | 0 | 0 | 0 | 0 | 0 | 0 | 0 | 0 | 0 | 0 | 0 | 0 | .000 | .000 | 0 | 0 | 0 | 0 |
| Rivera, J | .222 | 9 | 36 | 1 | 8 | 10 | 2 | 0 | 0 | 2 | 0 | 0 | 0 | 0 | 0 | 3 | 1 | 0 | 4 | 1 | .278 | .222 | 0 | 0 | 0 | 0 |
| Willits, R | .000 | 4 | 0 | 0 | 0 | 0 | 0 | 0 | 0 | 0 | 0 | 0 | 0 | 0 | 0 | 0 | 0 | 0 | 0 | 0 | .000 | .000 | 0 | 0 | 0 | 0 |
| Wilson, R | .000 | 0 | 0 | 0 | 0 | 0 | 0 | 0 | 0 | 0 | 0 | 0 | 0 | 0 | 0 | 0 | 0 | 0 | 0 | 0 | .000 | .000 | 0 | 0 | 0 | 0 |
| TOTALS | .243 | 9 | 309 | 35 | 75 | 114 | 20 | 2 | 5 | 32 | 6 | 2 | 5 | 28 | 5 | 56 | 7 | 2 | 9 | 9 | .369 | .314 | 6 | 0 | 0 | 1 |

| PITCHER | R/L | W | L | ERA | G | GS | CG | GF | SHO | SV | IP | H | R | ER | HR | HB | BB | IBB | SO | WP | BK | AVG | OPP |
|-------------|-----|---|---|-------|---|----|----|----|-----|----|------|----|----|----|----|----|----|-----|----|----|----|-----|------|
| Bulger, J | R | 0 | 0 | 2.70 | 4 | 0 | 0 | 0 | 0 | 0 | 3.1 | 1 | 1 | 1 | 1 | 1 | 4 | 0 | 5 | 1 | 0 | 0 | .091 |
| Fuentes, B | L | 0 | 0 | 1.93 | 5 | 0 | 0 | 3 | 0 | 3 | 4.2 | 1 | 1 | 1 | 1 | 1 | 4 | 2 | 3 | 0 | 0 | 0 | .067 |
| Jepsen, K | R | 1 | 0 | 3.60 | 5 | 0 | 0 | 0 | 0 | 0 | 5.0 | 8 | 2 | 2 | 1 | 0 | 2 | 0 | 3 | 0 | 0 | 0 | .364 |
| Kazmir, S | L | 0 | 1 | 7.59 | 3 | 2 | 0 | 0 | 0 | 0 | 10.2 | 11 | 10 | 9 | 1 | 0 | 8 | 0 | 4 | 1 | 0 | 0 | .268 |
| Lackey, J | R | 1 | 1 | 2.29 | 3 | 3 | 0 | 0 | 0 | 0 | 19.2 | 19 | 7 | 5 | 0 | 0 | 7 | 0 | 14 | 1 | 0 | 0 | .253 |
| Oliver, D | L | 1 | 0 | 3.12 | 8 | 0 | 0 | 1 | 0 | 0 | 8.2 | 7 | 3 | 3 | 0 | 0 | 4 | 2 | 8 | 0 | 0 | 0 | .226 |
| Palmer, J | R | 0 | 0 | 13.50 | 2 | 0 | 0 | 2 | 0 | 0 | 2.2 | 5 | 4 | 4 | 1 | 0 | 1 | 0 | 2 | 0 | 0 | 0 | .385 |
| Santana, E | R | 1 | 1 | 1.59 | 4 | 0 | 0 | 2 | 0 | 0 | 5.2 | 5 | 3 | 1 | 0 | 1 | 4 | 1 | 5 | 0 | 0 | 0 | .250 |
| Saunders, J | L | 0 | 1 | 4.35 | 2 | 2 | 0 | 0 | 0 | 0 | 10.1 | 13 | 5 | 5 | 1 | 0 | 6 | 0 | 5 | 0 | 0 | 0 | .317 |
| Weaver, J | R | 1 | 0 | 2.63 | 4 | 2 | 0 | 1 | 0 | 0 | 13.2 | 7 | 4 | 4 | 3 | 0 | 6 | 0 | 14 | 0 | 0 | 0 | .146 |
| TOTALS | | 5 | 4 | 3.74 | 9 | 9 | 0 | 9 | 1 | 3 | 84.1 | 77 | 40 | 35 | 9 | 3 | 46 | 5 | 63 | 3 | 0 | 0 | .243 |



This red seat in Section 135 was dedicated in 2012 during the Angels' 10-year World Series Anniversary. It represents the location where Scott Spiezio's 3-run HR landed in Game 6 of the 2002 Fall Classic. The HR sparked the Angels in overcoming a 5-run deficit en route to the crucial comeback win.



2014

CLUB POSTSEASON

2014 DIVISION SERIES RECAP

The Angels would be paired up with one of baseball's hottest teams down the stretch, the Kansas City Royals, in the 2014 Division Series. The Halos clinched home field advantage throughout the playoffs by way of posting the best record in baseball at 98-64 (and of course an A.L. victory in the All-Star Game).

Game 1 at Angel Stadium called for a pitching matchup of Angels' Jered Weaver and former teammate Jason Vargas. Both hurlers posted quality starts but neither would fare in a decision as the game would go 11 frames. With the score tied at 2-2 in the 11th, Mike Moustakas' solo home run off Fernando Salas sealed the 3-2 win for Kansas City. Both teams collected just four hits in the game; two of the Angels' hits were solo shots from David Freese and Chris Iannetta.

Game 2 at Angel Stadium had a similar feel to the first contest as it went 11 innings as well. Matt Shoemaker, out since Sept. 15 with an oblique strain, took the ball for his first career postseason start (ND, 6 IP, 5 H, 1 R, 0 ER, 6 SO). With the Royals leading 1-0 in the 6th, Albert Pujols knotted the score with an RBI single, his 16th career game-tying or go-ahead hit in the playoffs. The score remained the same until a two-run home run off the bat of Eric Hosmer in the 11th (off Kevin Jepsen) put the Royals up 3-1. They would tack on another run in the 11th frame for the final score of 4-1. The Angels trailed 0-2 with the best of five series shifting to Kansas City.

Game 3 at Kauffman Stadium pitted C.J. Wilson vs. James Shields. The Halos struck first with a solo home run off the bat of Mike Trout in the first inning. The lead was short-lived as the Royals responded with three runs in the bottom half of the inning to chase Wilson from the game after recording just two outs. KC plated two more runs in the third inning to go up 5-1 before an Albert Pujols solo shot brought the score to 5-2 in the fourth. Yet again, the Royals answered in the bottom of the frame with two more runs and there was no looking back for Kansas City. The Angels were defeated 8-3 and swept out of the playoffs. It marked the third time the Halos were swept in a playoff series. The Club was limited to just six runs on 18 hits in the three games of the series after leading the Majors in runs (773) during the regular season. Halo pitchers limited the Royals to a .198 clip (21/106) in the three games.

2014 ALDS RECAP

KANSAS CITY ROYALS VS. LOS ANGELES ANGELS

OCT. 2-5, 2014

GAME 1 - Thursday, October 2, 2014 at Anaheim (N)

| | | | | | | | | | | | | | | | |
|-------------|---|---|---|---|---|---|---|---|---|---|---|---|---|---|---|
| KANSAS CITY | 0 | 0 | 1 | 0 | 1 | 0 | 0 | 0 | 0 | 0 | 1 | — | 3 | 4 | 0 |
| LOS ANGELES | 0 | 0 | 1 | 0 | 1 | 0 | 0 | 0 | 0 | 0 | 0 | — | 2 | 4 | 0 |

LOB: KC 3, LAA 8. HR: Moustakas (off Salas), Iannetta (off Vargas), Freese (off Vargas). SAC: Aybar (2). SF: Infante. SB: Gore. HBP: Beckham (by Collins). GIDP: Butler. WP: Davis.

WP - Duffy, LP - Salas, S - Holland. T: 4:05. A: 45,321.

GAME 2 - Friday, October 3, 2014 at Anaheim (N)

| | | | | | | | | | | | | | | |
|-------------|---|---|---|---|---|---|---|---|---|---|---|---|---|---|
| KANSAS CITY | 0 | 1 | 0 | 0 | 0 | 0 | 0 | 0 | 0 | 3 | — | 4 | 8 | 1 |
| LOS ANGELES | 0 | 0 | 0 | 0 | 0 | 1 | 0 | 0 | 0 | 0 | — | 1 | 6 | 2 |

LOB: KC 7, LAA 4. HR: Hosmer (off Jepsen). SAC: Escobar. SB: Gordon (2). CS: Trout. GIDP: Freese, Hamilton. E: Infante, Calhoun, Iannetta.

WP - Finnegan, LP - Jepsen, S - Holland. T: 3:48. A: 45,361.

GAME 3 - Sunday, October 5, 2014 at Kansas City (N)

| | | | | | | | | | | | | | |
|-------------|---|---|---|---|---|---|---|---|---|---|---|---|---|
| LOS ANGELES | 1 | 0 | 0 | 1 | 0 | 0 | 0 | 1 | 0 | — | 3 | 8 | 0 |
| KANSAS CITY | 3 | 0 | 2 | 2 | 0 | 1 | 0 | 0 | x | — | 8 | 9 | 0 |

LOB: KC 6, LAA 4. HR: Trout (off Shields), Pujols (off Shields), Hosmer (off Santiago), Moustakas (off Morin). SF: Cain. SB: Aybar, Butler. HBP: Freese (by Shields). WP: Morin, Shields.

WP - Shields, LP - Wilson. T: 3:38. A: 40,657.





ANGELS 2014 DIVISION SERIES

| PLAYER | AVG | G | AB | R | H | TB | 2B | 3B | HR | RBI | SH | SF | HP | BB | IBB | SO | SB | CS | GIDPE | SLG | OBP | PINCH HIT | | | |
|-------------|------|---|-----|---|----|----|----|----|----|-----|----|----|----|----|-----|----|----|----|-------|-----|------|-----------|---|----|-----|
| | | | | | | | | | | | | | | | | | | | | | | AB | H | HR | RBI |
| Aybar, E | .455 | 3 | 11 | 0 | 5 | 6 | 1 | 0 | 0 | 0 | 2 | 0 | 0 | 0 | 0 | 0 | 1 | 1 | 0 | 0 | .545 | .455 | 0 | 0 | 0 |
| Beckham, G | .000 | 2 | 1 | 0 | 0 | 0 | 0 | 0 | 0 | 0 | 0 | 0 | 1 | 0 | 0 | 1 | 0 | 0 | 0 | 0 | .000 | .500 | 0 | 0 | 0 |
| Calhoun, K | .333 | 3 | 15 | 1 | 5 | 5 | 0 | 0 | 0 | 0 | 0 | 0 | 0 | 0 | 0 | 1 | 1 | 0 | 0 | 0 | .667 | .333 | 0 | 0 | 0 |
| Conger, H | .000 | 1 | 1 | 0 | 0 | 0 | 0 | 0 | 0 | 0 | 0 | 0 | 0 | 0 | 0 | 1 | 1 | 0 | 0 | 0 | .000 | .000 | 1 | 0 | 0 |
| Cowgill, C | --- | 1 | 0 | 0 | 0 | 0 | 0 | 0 | 0 | 0 | 0 | 0 | 0 | 0 | 0 | 0 | 0 | 0 | 0 | 0 | --- | --- | 0 | 0 | 0 |
| Cron, C.J. | .111 | 3 | 9 | 0 | 1 | 2 | 1 | 0 | 0 | 0 | 0 | 0 | 0 | 2 | 0 | 4 | 0 | 0 | 0 | 0 | .222 | .273 | 0 | 0 | 0 |
| Freese, D | .125 | 3 | 8 | 1 | 1 | 4 | 0 | 0 | 1 | 1 | 0 | 0 | 1 | 2 | 0 | 4 | 0 | 0 | 1 | 0 | .500 | .364 | 0 | 0 | 0 |
| Hamilton, J | .000 | 3 | 13 | 0 | 0 | 0 | 0 | 0 | 0 | 1 | 0 | 0 | 0 | 0 | 0 | 2 | 0 | 0 | 1 | 0 | .000 | .000 | 0 | 0 | 0 |
| Iannetta, C | .100 | 3 | 10 | 1 | 1 | 4 | 0 | 0 | 1 | 1 | 0 | 0 | 0 | 1 | 0 | 2 | 0 | 0 | 0 | 1 | .400 | .182 | 0 | 0 | 0 |
| Kendrick, H | .154 | 3 | 13 | 1 | 2 | 3 | 1 | 0 | 0 | 0 | 0 | 0 | 0 | 0 | 0 | 5 | 0 | 0 | 0 | 0 | .231 | .185 | 0 | 0 | 0 |
| Navarro, E | .000 | 1 | 1 | 0 | 0 | 0 | 0 | 0 | 0 | 0 | 0 | 0 | 0 | 0 | 0 | 1 | 1 | 0 | 0 | 0 | .000 | .000 | 1 | 0 | 0 |
| Pujols, A | .167 | 3 | 12 | 1 | 2 | 5 | 0 | 0 | 1 | 2 | 0 | 0 | 0 | 1 | 0 | 1 | 0 | 0 | 0 | 0 | .417 | .231 | 0 | 0 | 0 |
| Trout, M | .083 | 3 | 12 | 1 | 1 | 4 | 0 | 0 | 1 | 1 | 0 | 0 | 0 | 3 | 0 | 2 | 0 | 1 | 0 | 0 | .333 | .267 | 0 | 0 | 0 |
| TOTALS | .170 | 3 | 106 | 6 | 18 | 33 | 3 | 0 | 4 | 6 | 2 | 0 | 2 | 9 | 0 | 25 | 1 | 1 | 2 | 1 | .311 | .248 | 2 | 0 | 0 |

| PITCHER | R/L | W | L | ERA | G | GS | CG | GF | SHO | SV | IP | H | R | ER | HR | HB | BB | IBB | SO | WP | BK | OPP |
|--------------|-----|---|---|-------|---|----|----|----|-----|----|------|----|----|----|----|----|----|-----|----|----|----|------|
| Grilli, J | R | 0 | 0 | 0.00 | 2 | 0 | 0 | 0 | 0 | 0 | 2.0 | 0 | 0 | 0 | 0 | 0 | 0 | 0 | 2 | 0 | 0 | .000 |
| Jepsen, K | R | 0 | 1 | 13.50 | 3 | 0 | 0 | 0 | 0 | 0 | 2.0 | 4 | 4 | 3 | 1 | 0 | 4 | 1 | 2 | 0 | 0 | .400 |
| Morin, M | R | 0 | 0 | 18.00 | 1 | 0 | 0 | 0 | 0 | 0 | 1.0 | 3 | 2 | 2 | 1 | 0 | 0 | 0 | 1 | 1 | 0 | .600 |
| Pestano, V | R | 0 | 0 | 0.00 | 2 | 0 | 0 | 1 | 0 | 0 | 1.0 | 1 | 0 | 0 | 0 | 0 | 0 | 0 | 1 | 0 | 0 | .250 |
| Rasmus, C | R | 0 | 0 | 0.00 | 1 | 0 | 0 | 1 | 0 | 0 | 2.2 | 0 | 0 | 0 | 0 | 0 | 1 | 0 | 2 | 0 | 0 | .000 |
| Salas, F | R | 0 | 1 | 6.75 | 2 | 0 | 0 | 1 | 0 | 0 | 1.1 | 1 | 1 | 1 | 1 | 1 | 0 | 0 | 1 | 0 | 0 | .200 |
| Shoemaker, M | R | 0 | 0 | 1.50 | 1 | 1 | 0 | 0 | 0 | 0 | 6.0 | 5 | 1 | 1 | 0 | 0 | 0 | 0 | 6 | 0 | 0 | .227 |
| Smith, J | R | 0 | 0 | 0.00 | 2 | 0 | 0 | 0 | 0 | 0 | 2.0 | 0 | 0 | 0 | 0 | 0 | 0 | 0 | 2 | 0 | 0 | .000 |
| Street, H | R | 0 | 0 | 0.00 | 2 | 0 | 0 | 0 | 0 | 0 | 3.0 | 0 | 0 | 0 | 0 | 0 | 2 | 1 | 3 | 0 | 0 | .000 |
| Weaver, J | R | 0 | 0 | 2.57 | 1 | 1 | 0 | 0 | 0 | 0 | 7.0 | 3 | 2 | 2 | 0 | 0 | 2 | 0 | 6 | 0 | 0 | .143 |
| Wilson, C.J. | L | 0 | 1 | 40.50 | 1 | 1 | 0 | 0 | 0 | 0 | 0.2 | 3 | 3 | 3 | 0 | 0 | 1 | 0 | 1 | 0 | 0 | .600 |
| TOTALS | | 0 | 3 | 4.20 | 3 | 3 | 0 | 0 | 0 | 0 | 30.0 | 21 | 15 | 14 | 4 | 0 | 12 | 2 | 26 | 1 | 0 | .198 |





ANGELS ALL-TIME GAME-BY-GAME

CLUB POSTSEASON

Pitchers in CAPS represent complete game

Bold = home game

| GM | DATE | OPP | W-L | SCORE | WINNER | LOSER | RECORD | ATTN | CUMULATIVE |
|--|----------|-----|-----|----------|------------|------------|--------|--------|------------|
| (1979 ALCS vs. BALTIMORE) | | | | | | | | | |
| 1 | 10/3/79 | BAL | L | 3-6 (10) | Stanhouse | Montague | 0-1 | 52,787 | 52,787 |
| 2 | 10/4/79 | BAL | L | 8-9 | Flannigan | Frost | 0-2 | 52,108 | 104,895 |
| 3 | 10/5/79 | BAL | W | 4-3 | Aase | Stanhouse | 1-2 | 43,199 | 148,094 |
| 4 | 10/6/79 | BAL | L | 0-8 | McGREGOR | Knapp | 1-3 | 43,199 | 191,293 |
| (1982 ALCS vs. MILWAUKEE) | | | | | | | | | |
| 5 | 10/5/82 | MIL | W | 8-3 | JOHN KISON | Caldwell | 1-0 | 64,406 | 255,699 |
| 6 | 10/6/82 | MIL | W | 4-2 | KISON | VUCKOVICH | 2-0 | 64,179 | 319,878 |
| 7 | 10/8/82 | MIL | L | 3-5 | Sutton | Zahn | 2-1 | 50,134 | 370,012 |
| 8 | 10/9/82 | MIL | L | 5-9 | Haas | John | 2-2 | 51,003 | 421,015 |
| 9 | 10/10/82 | MIL | L | 3-4 | McClure | Sanchez | 2-3 | 54,968 | 475,983 |
| (1986 ALCS vs. BOSTON) | | | | | | | | | |
| 10 | 10/7/86 | BOS | W | 8-1 | WITT | Clemens | 1-0 | 32,993 | 508,976 |
| 11 | 10/8/86 | BOS | L | 2-9 | HURST | McCaskill | 1-1 | 32,786 | 541,762 |
| 12 | 10/10/86 | BOS | W | 5-3 | Candelaria | Boyd | 2-1 | 64,206 | 605,968 |
| 13 | 10/11/86 | BOS | W | 4-3 (11) | Corbett | Schiraldi | 3-1 | 64,223 | 670,191 |
| 14 | 10/12/86 | BOS | L | 6-7 (11) | Crawford | Moore | 3-2 | 64,223 | 734,414 |
| 15 | 10/14/86 | BOS | L | 4-10 | Boyd | McCaskill | 3-3 | 32,998 | 767,412 |
| 16 | 10/15/86 | BOS | L | 1-8 | Clemens | Candelaria | 3-4 | 33,001 | 800,413 |
| (2002 ALDS vs. NEW YORK) | | | | | | | | | |
| 17 | 10/1/02 | NYN | L | 5-8 | Karsay | Weber | 0-1 | 56,710 | 857,123 |
| 18 | 10/2/02 | NYN | W | 8-6 | Rodriguez | Hernandez | 1-1 | 56,695 | 913,818 |
| 19 | 10/4/02 | NYN | W | 9-6 | Rodriguez | Stanton | 2-1 | 45,072 | 958,890 |
| 20 | 10/5/02 | NYN | W | 9-5 | Washburn | Wells | 3-1 | 45,067 | 1,003,957 |
| (2002 ALCS vs. MINNESOTA) | | | | | | | | | |
| 21 | 10/8/02 | MIN | L | 1-2 | Mays | Appier | 0-1 | 55,562 | 1,059,519 |
| 22 | 10/9/02 | MIN | W | 6-3 | Ortiz | Reed | 1-1 | 55,990 | 1,115,509 |
| 23 | 10/11/02 | MIN | W | 2-1 | Rodriguez | Romero | 2-1 | 44,234 | 1,159,743 |
| 24 | 10/12/02 | MIN | W | 7-1 | Lackey | Radke | 3-1 | 44,830 | 1,204,573 |
| 25 | 10/13/02 | MIN | W | 13-5 | Rodriguez | Santana | 4-1 | 44,835 | 1,249,408 |
| (2002 WORLD SERIES vs. SAN FRANCISCO) | | | | | | | | | |
| 26 | 10/19/02 | SF | L | 3-4 | Schmidt | Washburn | 0-1 | 44,603 | 1,294,011 |
| 27 | 10/20/02 | SF | W | 11-10 | Rodriguez | Rodriguez | 1-1 | 44,584 | 1,338,595 |
| 28 | 10/22/02 | SF | W | 10-4 | Ortiz | Hernandez | 2-1 | 42,707 | 1,381,302 |
| 29 | 10/23/02 | SF | L | 3-4 | Worrell | Rodriguez | 2-2 | 42,703 | 1,424,005 |
| 30 | 10/24/02 | SF | L | 4-16 | Zerbe | Washburn | 2-3 | 42,713 | 1,466,718 |
| 31 | 10/26/02 | SF | W | 6-5 | Donnelly | Worrell | 3-3 | 44,506 | 1,511,224 |
| 32 | 10/27/02 | SF | W | 4-1 | Lackey | Hernandez | 4-3 | 44,598 | 1,555,822 |
| (2004 ALDS vs. BOSTON) | | | | | | | | | |
| 33 | 10/5/04 | BOS | L | 3-9 | Schilling | Washburn | 0-1 | 44,608 | 1,600,430 |
| 34 | 10/6/04 | BOS | L | 3-8 | Martinez | Rodriguez | 0-2 | 45,118 | 1,645,548 |
| 35 | 10/8/04 | BOS | L | 6-8 (10) | Lowe | Rodriguez | 0-3 | 35,547 | 1,681,095 |
| (2005 ALDS vs. NEW YORK) | | | | | | | | | |
| 36 | 10/4/05 | NYN | L | 2-4 | Mussina | Colon | 0-1 | 45,142 | 1,726,237 |
| 37 | 10/5/05 | NYN | W | 5-3 | Escobar | Wang | 1-1 | 45,150 | 1,771,387 |
| 38 | 10/7/05 | NYN | W | 11-7 | Shields | Small | 2-1 | 56,277 | 1,827,664 |
| 39 | 10/9/05 | NYN | L | 2-3 | Leiter | Shields | 2-2 | 56,226 | 1,883,890 |
| 40 | 10/10/05 | NYN | W | 5-3 | Santana | Mussina | 3-2 | 45,133 | 1,929,023 |
| (2005 ALCS vs. CHICAGO) | | | | | | | | | |
| 41 | 10/11/05 | CWS | W | 3-2 | Byrd | Contreras | 1-0 | 40,659 | 1,969,682 |
| 42 | 10/12/05 | CWS | L | 2-1 | BUEHRLE | Escobar | 1-1 | 41,013 | 2,010,695 |
| 43 | 10/14/05 | CWS | L | 2-5 | GARLAND | Lackey | 1-2 | 44,725 | 2,055,420 |
| 44 | 10/15/05 | CWS | L | 2-8 | GARCIA | Santana | 1-3 | 44,857 | 2,100,277 |
| 45 | 10/16/05 | CWS | L | 3-6 | CONTRERAS | Escobar | 1-4 | 44,712 | 2,144,989 |
| (2007 ALDS vs. BOSTON) | | | | | | | | | |
| 46 | 10/3/07 | BOS | L | 0-4 | BECKETT | Lackey | 0-1 | 37,597 | 2,182,586 |
| 47 | 10/5/07 | BOS | L | 3-6 | Papelbon | Speier | 0-2 | 37,706 | 2,220,292 |
| 48 | 10/7/07 | BOS | L | 1-9 | Schilling | Weaver | 0-3 | 45,262 | 2,265,554 |
| (2008 ALDS vs. BOSTON) | | | | | | | | | |
| 49 | 10/1/08 | BOS | L | 1-4 | Lester | Lackey | 0-1 | 44,996 | 2,310,550 |
| 50 | 10/3/08 | BOS | L | 5-7 | Papelbon | Rodriguez | 0-2 | 45,354 | 2,355,904 |
| 51 | 10/5/08 | BOS | W | 5-4 (12) | Weaver | Lopez | 1-2 | 39,067 | 2,394,971 |
| 52 | 10/6/08 | BOS | L | 2-3 | Delcarmen | Shields | 1-3 | 38,785 | 2,433,756 |
| (2009 ALDS vs. BOSTON) | | | | | | | | | |
| 53 | 10/8/09 | BOS | W | 5-0 | Lackey | Lester | 1-0 | 45,070 | 2,478,826 |
| 54 | 10/9/09 | BOS | W | 4-1 | Weaver | Beckett | 2-0 | 45,223 | 2,524,049 |
| 55 | 10/11/09 | BOS | W | 7-6 | Oliver | Papelbon | 3-0 | 38,704 | 2,562,753 |
| (2009 ALCS vs. NEW YORK) | | | | | | | | | |
| 56 | 10/16/09 | NYN | L | 1-4 | Sabathia | Lackey | 0-1 | 49,588 | 2,612,341 |
| 57 | 10/17/09 | NYN | L | 3-4 (13) | Robertson | Santana | 0-2 | 49,922 | 2,662,263 |
| 58 | 10/19/09 | NYN | W | 5-4 (11) | Santana | Aceves | 1-2 | 44,911 | 2,568,960 |
| 59 | 10/20/09 | NYN | L | 1-10 | Sabathia | Kazmir | 1-3 | 45,160 | 2,614,120 |
| 60 | 10/22/09 | NYN | W | 7-6 | Jepsen | Hughes | 2-3 | 45,114 | 2,659,234 |
| 61 | 10/25/09 | NYN | L | 2-5 | Pettitte | Saunders | 2-4 | 50,173 | 2,712,436 |
| (2014 ALDS vs. KANSAS CITY) | | | | | | | | | |
| 62 | 10/2/14 | KC | L | 2-3 (11) | Duffy | Salas | 0-1 | 45,321 | 2,704,555 |
| 63 | 10/3/14 | KC | L | 1-4 (11) | Finnegan | Jepsen | 0-2 | 45,361 | 2,749,916 |
| 64 | 10/5/14 | KC | L | 3-8 | Shields | Wilson | 0-3 | 40,657 | 2,753,093 |

(27-37 in 64 all-time postseason games)

CLUB POSTSEASON



TEAM BATTING

| | | | |
|----------------------------------|----|---|--|
| Runs, Game, Angels | 13 | - | Gm. 5, 2002 LCS (MIN) |
| Runs, Game, Opponents | 16 | - | Gm. 5, 2002 WS (SF) |
| Runs, Inning, Angels | 10 | - | Gm. 5, 2002 LCS (MIN) |
| Runs, Inning, Opponents | 7 | - | Twice; last, Gm. 3, 2007 DS (BOS) |
| Hits, Game, Angels | 19 | - | Gm. 3, 2005 DS (NYY) |
| Hits, Game, Opponents | 16 | - | Gm. 5, 2002 WS (SF) |
| Extra-Base Hits, Game, Angels | 7 | - | Gm. 3, 2005 DS (NYY) |
| Extra-Base Hits, Game, Opponents | 7 | - | Gm. 5, 2002 WS (SF) |
| Home Runs, Game, Angels | 4 | - | Twice; last, Gm. 3, 2002 WS (SF) |
| Home Runs, Game, Opponents | 4 | - | 3 times; last, Gm. 3, 2009 LCS (NYY) |
| Singles, Game, Angels | 15 | - | Gm. 5, 2002 LCS (MIN) |
| Singles, Game, Opponents | 14 | - | Gm. 6, 1986 LCS (BOS) |
| Doubles, Game, Angels | 5 | - | Gm. 3, 2002 DS (NYY) |
| Doubles, Game, Opponents | 4 | - | 5 times; last, Gm. 4, 2009 LCS (NYY) |
| Triples, Game, Angels | 2 | - | Gm. 3, 2005 DS (NYY) |
| Triples, Game, Opponents | 1 | - | Several times |
| Left on Base, Angels | 16 | - | Gm. 2, 2009 LCS (NYY) & Gm. 3, 2008 DS (BOS) |
| Left on Base, Opponents | 12 | - | Gm. 2, 2009 LCS (NYY) |
| Stolen Bases, Game, Angels | 5 | - | Gm. 2, 2007 DS (BOS) |
| Stolen Bases, Game, Opponents | 3 | - | Gm. 2, 2014 DS (KC) & Gm. 4, 2005 LCS (CWS) |

TEAM FIELDING

| | | | |
|-------------------------------|---|---|--------------------------------------|
| Double Plays, Game, Angels | 4 | - | Gm. 1, 2002 DS (NYY) |
| Double Plays, Game, Opponents | 3 | - | Twice; last, Gm. 4, 2002 WS (SF) |
| Errors, Game, Angels | 3 | - | 4 times; last, Gm. 1, 2009 LCS (BOS) |
| Errors, Game, Opponents | 4 | - | Gm. 5, 1982 LCS (MIL) |

TEAM PITCHING

| | | | |
|--------------------------------|----|---|--------------------------------------|
| Strikeouts, Game, Angels | 13 | - | Twice; last, Gm. 3, 2009 LCS (NYY) |
| Strikeouts, Game, Opponents | 12 | - | Gm. 3, 2008 DS (BOS) |
| Base on Balls, Game, Angels | 9 | - | 3 times; last, Gm. 6, 2009 LCS (NYY) |
| Base on Balls, Game, Opponents | 8 | - | Gm. 3, 2002 WS (SF) |

INDIVIDUAL HITTING

| | | | |
|---------------------|---|---|---|
| At-Bats, Game | 7 | - | Guerrero, Gm. 2, 2009 LCS (NYY) & Figgins, Gm. 3, 2008 DS (BOS) |
| Runs, Game | 3 | - | Several players |
| Hits, Game | 4 | - | 3 times; last, Anderson, Gm. 3, 2005 DS (NYY) |
| Doubles, Game | 2 | - | Several players |
| Triples, Game | 1 | - | Several players |
| Home Runs, Game | 3 | - | Kennedy, Gm. 5, 2002 LCS (CWS) |
| Grand Slams | 1 | - | Guerrero, Gm. 3, 2004 DS (BOS) & Baylor, Gm. 4, 1982 LCS (MIL) |
| RBI, Game | 5 | - | 3 times; last, Anderson, Gm. 3, 2005 DS (NYY) |
| Base on Balls, Game | 4 | - | Abreu, Gm. 1, 2009 DS (BOS) |
| Sac Bunts, Game | 2 | - | R. Jones, Gm. 4, 1986 LCS (BOS) |
| Strikeouts, Game | 4 | - | Aybar, Gm. 1, 2014 DS (KC) |
| | | - | Kendrick, Gm. 2, 2008 DS (BOS) |

INDIVIDUAL PITCHING

| | | | |
|---------------------------|----|---|--|
| Innings Pitched | 9 | - | 3 times (3 CG); last, Gm. 1, 1986 LCS (BOS) |
| Strikeouts, Game | 8 | - | Ryan, Gm. 1, 1979 LCS (BAL) & Kison, Gm. 2, 1982 LCS (MIL) |
| Base on Balls, Game | 5 | - | 6 times; last, Saunders, Gm. 6, 2009 LCS (NYY) |
| Earned Runs Allowed, Game | 6 | - | Twice; last, Washburn, Gm. 5, 2002 WS (SF) |
| Hits Allowed, Game | 10 | - | Twice; last, Ortiz, Gm. 2, 2002 LCS (MIN) |
| Home Runs Allowed, Game | 3 | - | 4 times; last, Weaver, Gm. 3, 2009 LCS (NYY) |

TEAM MISCELLANEOUS

| | | | |
|--|--------|---|-----------------------|
| Longest Game, Innings | 13 | - | Gm. 2, 2009 LCS (NYY) |
| Largest Margin, Victory | 8 | - | Gm. 5, 2002 LCS (MIN) |
| Largest Margin, Loss | 12 | - | Gm. 5, 2002 WS (SF) |
| Largest Crowd, Home | 64,406 | - | Gm. 1, 1982 LCS (MIL) |
| Largest Crowd, Home (since '98 renovation) | 45,361 | - | Gm. 2, 2014 DS (KC) |
| Smallest Crowd, Home | 43,199 | - | Gm. 3 & 4, 1979 LCS |
| Largest Crowd, Road | 56,710 | - | Gm. 1, 2002 DS (NYY) |
| Smallest Crowd, Road | 32,786 | - | Gm. 2, 1986 LCS (BOS) |



CLUB POSTSEASON

BATTING (MINIMUM OF 25 AT-BATS)

BATTING AVERAGE

| | | |
|---------------|----------------|---------------|
| .368 (14/38) | Bob Boone | 1982, 1986 |
| .347 (25/72) | Troy Glaus | 2002, 2004 |
| .346 (9/26) | Gary Pettis | 1986 |
| .339 (40/118) | Darin Erstad | 2002, 2004-05 |
| .327 (18/55) | Scott Spiezio | 2002 |
| .314 (16/51) | Torii Hunter | 2008-09 |
| .308 (24/78) | Adam Kennedy | 2002, 2005 |
| .300 (24/80) | David Eckstein | 2002, 2004 |

AT-BATS

| | | |
|-----|-------------------|------------------------|
| 147 | Garret Anderson | 2002, 2004-05, 2007-08 |
| 122 | Chone Figgins | 2002, 2004-05, 2007-09 |
| 118 | Darin Erstad | 2002, 2004-05 |
| 112 | Vladimir Guerrero | 2004-05, 2007-09 |
| 91 | Bengie Molina | 2002, 2004, 2005 |
| 80 | David Eckstein | 2002, 2004 |
| 72 | Troy Glaus | 2002, 2004 |

HITS

| | | |
|----|-------------------|------------------------|
| 40 | Darin Erstad | 2002, 2004-05 |
| 36 | Garret Anderson | 2002, 2004-05, 2007-08 |
| 32 | Vladimir Guerrero | 2004-05, 2007-09 |
| 25 | Troy Glaus | 2002, 2004 |
| 24 | Bengie Molina | 2002, 2004, 2005 |
| 24 | Adam Kennedy | 2002, 2005 |
| 24 | David Eckstein | 2002, 2004 |
| 21 | Chone Figgins | 2002, 2004-05, 2007-09 |
| 18 | Scott Spiezio | 2002 |

PITCHING (MINIMUM OF 10 IP)

WINS

| | | |
|---|---------------------|------------------------|
| 5 | Francisco Rodriguez | 2002, 2004-05, 2007-08 |
| 3 | John Lackey | 2002, 2004-05, 2007-09 |
| 2 | Jered Weaver | 2007-09, 2014 |
| 2 | Ervin Santana | 2005, 2007-09 |
| 2 | Ramon Ortiz | 2002, 2004 |
| 1 | 13 players tied | |

LOSSES

| | | |
|---|---------------------|------------------------|
| 4 | Francisco Rodriguez | 2002, 2004-05, 2007-08 |
| 4 | John Lackey | 2002, 2004-05, 2007-09 |
| 3 | Jarrod Washburn | 2002, 2004 |
| 2 | Ervin Santana | 2005, 2007-09 |
| 2 | Scot Shields | 2002, 2004-05, 2007-08 |
| 2 | Kelvim Escobar | 2004-05, 2007 |
| 2 | Kirk McCaskill | 1986 |

INNINGS PITCHED

| | | |
|------|---------------------|------------------------|
| 78.0 | John Lackey | 2002, 2004-05, 2007-09 |
| 36.2 | Jarrod Washburn | 2002, 2004-05 |
| 31.2 | Francisco Rodriguez | 2002, 2004-05, 2007-08 |
| 27.2 | Jered Weaver | 2007-09, 2014 |
| 25.1 | Scot Shields | 2002, 2004-05, 2007-08 |
| 23.0 | Ervin Santana | 2005, 2007-09 |
| 21.2 | Kevin Appier | 2002 |
| 20.2 | Jered Weaver | 2007-09 |
| 20.2 | Mike Witt | 1982, 1986 |

HOME RUNS

| | | |
|---|-----------------|------------------------|
| 9 | Troy Glaus | 2002, 2004 |
| 5 | Garret Anderson | 2002, 2004-05, 2007-08 |
| 4 | Adam Kennedy | 2002, 2005 |
| 4 | Tim Salmon | 2002 |
| 3 | Bengie Molina | 2002, 2004-05 |
| 3 | Darin Erstad | 2002, 2004-05 |
| 3 | Scott Spiezio | 2002 |

RUNS

| | | |
|----|-------------------|------------------------|
| 18 | Darin Erstad | 2002, 2004-05 |
| 18 | Troy Glaus | 2002, 2004 |
| 17 | Garret Anderson | 2002, 2004-05, 2007-08 |
| 13 | Adam Kennedy | 2002, 2005 |
| 13 | Vladimir Guerrero | 2004-05, 2007-09 |
| 13 | Chone Figgins | 2002, 2004-05, 2007-09 |

DOUBLES

| | | |
|---|-----------------|------------------------|
| 9 | Darin Erstad | 2002, 2004-05 |
| 6 | Garret Anderson | 2002, 2004-05, 2007-08 |
| 5 | Jeff Mathis | 2007-09 |
| 5 | Chone Figgins | 2002, 2004-05, 2007-09 |
| 5 | Troy Glaus | 2002, 2004 |
| 5 | Doug DeCinces | 1982, 1986 |

RUNS BATTED IN

| | | |
|----|-------------------|------------------------|
| 22 | Garret Anderson | 2002, 2004-05, 2007-08 |
| 19 | Scott Spiezio | 2002 |
| 16 | Troy Glaus | 2002, 2004 |
| 14 | Vladimir Guerrero | 2004-05, 2007-09 |
| 13 | Adam Kennedy | 2002, 2005 |

GAMES

| | | |
|----|---------------------|------------------------|
| 21 | Francisco Rodriguez | 2002, 2004-05, 2007-08 |
| 17 | Scot Shields | 2002, 2004-05, 2007-08 |
| 17 | Brendan Donnelly | 2002, 2004-05 |
| 14 | John Lackey | 2002, 2004-05, 2007-08 |
| 9 | Troy Percival | 2002, 2004 |
| 9 | Ben Weber | 2002 |

ERA

| | | |
|----------------------|-----------------|------------------------|
| 0.84 (10.2 IP/1 ER) | John Candelaria | 1986 |
| 1.93 (14 IP/3 ER) | Bruce Kison | 1982 |
| 2.60 (27.2 IP/8 ER) | Jered Weaver | 2007-09, 2014 |
| 3.05 (20.2 IP/7 ER) | Mike Witt | 1982, 1986 |
| 3.12 (78 IP/27 ER) | John Lackey | 2002, 2004-05, 2007-09 |
| 3.13 (31.2 IP/11 ER) | F. Rodriguez | 2002, 2004-05, 2007-08 |
| 3.20 (25.1 IP/9 ER) | Scot Shields | 2002, 2004-05, 2007-08 |

STRIKEOUTS

| | | |
|----|---------------------|------------------------|
| 53 | John Lackey | 2002, 2004-05, 2007-09 |
| 41 | Francisco Rodriguez | 2002, 2004-05, 2007-08 |
| 28 | Jered Weaver | 2007-09, 2014 |
| 25 | Scot Shields | 2002, 2004-05, 2007-08 |
| 24 | Kelvim Escobar | 2004-05, 2007 |
| 23 | Brendan Donnelly | 2002, 2004-05 |

SAVES

| | | |
|---|---------------------|------------------------|
| 7 | Troy Percival | 2002, 2004 |
| 3 | Brian Fuentes | 2009 |
| 3 | Francisco Rodriguez | 2002, 2004-05, 2007-08 |
| 1 | Donnie Moore | 1986 |



CLUB HISTORY



ANGELS RECORDS

In the winter of 1960, Gene Autry attended the American League expansion meeting in St. Louis seeking radio rights for his Golden West Broadcasting firm. On Dec. 6, 1960 he returned as Owner and Chairman of the Board of the expansion Los Angeles Angels.

Following is a chronological look at the beginning of the Los Angeles Angels:

1960

- Dec. 6** — At St. Louis, MO, the expansion Los Angeles Angels is awarded to Gene Autry, Robert O. Reynolds, Paul A. O'Bryan and associates.
- Dec. 8** — Fred Haney is named General Manager.
- Dec. 12** — Bill Rigney is named Field Manager.
- Dec. 14** — Haney and Rigney selected 28 players from the American League player pool at a meeting in Boston... Total cost: \$2,150,000 including two minor league draft picks...First player drafted is pitcher Eli Grba.
- Dec. 16** — Palm Springs, CA announced as Spring Training site.

1961

- Jan. 14** — Leonard K. Firestone becomes part owner and Vice President of the Angels.
- Jan. 24** — Angels announce signing of first two players - outfielders Bob Cerv and Albie Pearson.
- Feb. 6** — Angels hold first public tryout camp at Sawtelle Hospital...Over 300 prospects attend tryout...Six players are signed.
- Feb. 24** — Angels open Spring Training camp in Palm Springs.
- Mar. 11** — Angels defeat Chicago Cubs in first exhibition game, 8-3, before an overflow crowd at the Polo Grounds in Palm Springs...Club also wins second game on Mar. 12, 12-5.
- Apr. 11** — Behind the strong pitching of Eli Grba and power of Ted Kluszewski, the Angels rolled to a 7-2 victory in their first American League regular season game. Grba went the distance, allowing one earned run on six hits. Kluszewski hit a pair of home runs and collected five RBI. The Angels scored all seven runs in the first two frames, with three in the first inning on back-to-back home runs by Kluszewski and Bob Cerv.

The Angels finished the 1961 season with a 70-91 record. The club's .435 winning percentage established and still stands as the best of any expansion team in Major League history.

The Angels played at Wrigley Field in Los Angeles in 1961, then moved to Chavez Ravine (now Dodger Stadium) in 1962 and remained there through the 1965 season. In 1966, the franchise moved south to Anaheim and played 32 seasons at Anaheim Stadium. The club opened the 1997 season as the Anaheim Angels and began play at Edison Field in 1998. Prior to the 2004 season the stadium name was changed to Angel Stadium of Anaheim. On Jan. 3, 2005 the official name of the franchise was changed to the Los Angeles Angels of Anaheim.

ANGELS ORIGINAL PLAYER DRAFT

The Angels drafted a total of 28 players from the existing American League clubs on Dec. 14, 1960. Owners of the new Los Angeles and Washington clubs as well as their recently appointed front offices and field bosses — General Manager Fred Haney and Manager Bill Rigney of the Angels and General Manager Ed Doherty and Manager Mickey Vernon of the Senators — attended the session held in the league offices.

A price of \$75,000 was set on the players to be picked and both of the new clubs were required to select 28. The players were picked by categories, starting with pitchers, then catchers, infielders and outfielders. A toss of the coin determined which club had first choice in each group, and then they alternated. Haney won the toss for three positions — all but for outfielders. Besides the 28 regular selections by both clubs, Los Angeles bought two players from the special minor league pool at \$25,000 apiece and Washington grabbed three. Thus, the Angels paid \$2,150,000 for their 30 players and the Senators shelled out \$2,175,000 for their 31 players in the unprecedented distribution.

Following is the order in which the Angels players were selected:

NOTE: Following the selections, Wilson notified the Angels and Cleveland that he intended to retire from the game. As a result, his selection was canceled several weeks later and the Indians sent pitcher Ted Bowsfield to the Angels as a replacement.

- | | |
|------------------------------|---|
| 1. Eli Grba, P, NY | 17. Jim Fregosi, INF, BOS |
| 2. Jerry Casale, P, BOS | 18. Bob Cerv, OF, NY |
| 3. Duke Maas, P, NY | 19. Ken Hunt, OF, NY |
| 4. Tex Clevenger, P, MIN | 20. Jim McAnany, OF, CHI |
| 5. Bob Sprout, P, DET | 21. Earl Averill, C, CHI |
| 6. Audrey Gatewood, P, DET | 22. Faye Throneberry, OF, MIN |
| 7. Ken McBride, P, CHI | 23. Ted Kluszewski, INF, CHI |
| 8. Ned Garver, P, KC | 24. Don Ross, INF, BAL |
| 9. Ron Moeller, P, BAL | 25. Julio Becquer, INF, MIN |
| 10. Bob Davis, P, KC | 26. Dean Chance, P, BAL |
| 11. Ed Sadowski, C, BOS | 27. Fred Newman, P, BOS |
| 12. Bob Rodgers, C, DET | 28. Bob Wilson, C, CLE |
| 13. Ed Yost, INF, DET | 29. Steve Bilko, 1B, DET from Denver |
| 14. Ken Aspromonte, INF, CLE | 30. Albie Pearson, of, BAL from Rochester |
| 15. Ken Hamlin, INF, KC | |
| 16. Gene Leek, INF, CLE | |



ANGELS RECORDS



APR. 11, 1961

| | 1 | 2 | 3 | 4 | 5 | 6 | 7 | 8 | 9 | R | H | E | LOB |
|-------------|---|---|---|---|---|---|---|---|---|---|---|---|-----|
| LOS ANGELES | 3 | 4 | 0 | 0 | 0 | 0 | 0 | 0 | 0 | 7 | 6 | 3 | 3 |
| BALTIMORE | 0 | 1 | 1 | 0 | 0 | 0 | 0 | 0 | 0 | 2 | 6 | 0 | 8 |

E: Los Angeles - Brickell 2, Aspromonte DP: Los Angeles - 1 Baltimore - 1

2B: B. Robinson HR: Kluszewski 2, Cerv

S: Rice, Grba GDP: B. Robinson, Brickell

| LOS ANGELES | WLS | IP | H | R | ER | HR | BB | SO | HB | WP | BK |
|-------------|-----|-----|---|---|----|----|----|----|----|----|----|
| Grba | W | 9 | 6 | 2 | 1 | 0 | 4 | 5 | 0 | 1 | 0 |
| BALTIMORE | WLS | IP | H | R | ER | HR | BB | SO | HB | WP | BK |
| Pappas | L | 1.2 | 3 | 6 | 6 | 2 | 4 | 1 | 0 | 0 | 0 |
| Papa | — | 0.1 | 1 | 1 | 1 | 1 | 0 | 1 | 0 | 0 | 0 |
| Stock | — | 2 | 1 | 0 | 0 | 0 | 0 | 1 | 1 | 0 | 0 |
| Hoef | — | 3 | 1 | 0 | 0 | 0 | 0 | 3 | 0 | 0 | 0 |
| Wilhelm | — | 2 | 0 | 0 | 0 | 0 | 0 | 0 | 0 | 0 | 0 |

HB: Hunt (by Stock)

TIME: 2:33

PB: Triandos
ATTENDANCE: 37,352

UMPIRES: Stevens, Rice, Napp, Schwartz

| LOS ANGELES | AB | R | H | BI | BALTIMORE | AB | R | H | BI |
|----------------|----|---|---|----|-----------------|----|---|---|----|
| Yost, 3B | 4 | 0 | 0 | 0 | Brandt, CF | 5 | 1 | 2 | 0 |
| Aspromonte, 2B | 4 | 1 | 1 | 0 | Snyder, RF | 3 | 0 | 1 | 0 |
| Pearson, RF | 3 | 2 | 1 | 1 | B. Robinson, 3B | 4 | 0 | 1 | 0 |
| Kluszewski, 1B | 4 | 2 | 2 | 5 | Gentile, 1B | 4 | 1 | 1 | 0 |
| Becquer, 1B | 0 | 0 | 0 | 0 | Triandos, C | 4 | 0 | 0 | 0 |
| Cerv, LF | 4 | 1 | 1 | 1 | Hansen, SS | 4 | 0 | 0 | 0 |
| Johnson, LF | 0 | 0 | 0 | 0 | Stephens, LF | 2 | 0 | 1 | 0 |
| Hunt, CF | 2 | 0 | 0 | 0 | Breeding, 2B | 4 | 0 | 0 | 0 |
| Brickell, SS | 4 | 0 | 1 | 0 | Pappas, P | 0 | 0 | 0 | 0 |
| Rice, C | 2 | 0 | 0 | 0 | Papa, P | 0 | 0 | 0 | 0 |
| Grba, P | 3 | 1 | 0 | 0 | Philly, PH | 1 | 0 | 0 | 0 |
| TOTALS | 30 | 7 | 6 | 7 | Stock, P | 0 | 0 | 0 | 0 |
| | | | | | E. Robinson, PH | 1 | 0 | 0 | 0 |
| | | | | | Hoef, P | 0 | 0 | 0 | 0 |
| | | | | | Essegian, PH | 1 | 0 | 0 | 0 |
| | | | | | Wilhelm, P | 0 | 0 | 0 | 0 |
| | | | | | Zupo, PH | 0 | 0 | 0 | 0 |
| | | | | | TOTALS | 33 | 2 | 6 | 0 |

1961 LOS ANGELES ANGELS FIRSTS

TEAM

GAME - Apr. 11 at Baltimore (7-2 win)

PLATE UMPIRE - Johnny Stevens, Apr. 11 at Baltimore

GAME TIME - 2:33, Apr. 11 at Baltimore

WIN - Apr. 11 at Baltimore (7-2)

HOME GAME - Apr. 27 vs. Minnesota (4-2 loss)

HOME WIN - Apr. 28 vs. Minnesota (6-5; 12 inn.)

LOSS - Apr. 15 at Boston (3-0)

SERIES WIN - Apr. 27-29 vs. Minnesota (2-1)

ROAD SERIES WIN - June 5-7 at Baltimore (3-1)

SERIES SWEEP - July 3-4 vs. Kansas City (3-0)

ROAD SERIES SWEEP - July 5-6 at Minnesota (2-0)

HOMESTAND WIN - Apr. 27 - May 10 (8-6)

EXTRA INNING GAME - Apr. 23 at Detroit (3-2 loss; 11 inn.)

EXTRA INNING WIN - Apr. 28 vs. Minnesota (6-5; 12 inn.)

COMPLETE GAME - Eli Grba, Apr. 11 at Baltimore (7-2 win)

COMPLETE GAME (against) - Ike Delock, Apr. 15 at Boston (3-0 win)

SHUTOUT - May 23 vs. Cleveland (9-0; Ken McBride, 3-hitter)

SHUTOUT (against) - Apr. 15 at Boston (3-0; Ike Delock, 4-hitter)

LAST AT-BAT WIN - Apr. 28 vs. Minnesota (6-5; 2 runs in 12th)

DOUBLEHEADER - Apr. 20 at New York (lost 7-5 & 4-2)

HOME DOUBLEHEADER - Apr. 30 vs. Kansas City (split; 6-4 & 2-3)

DOUBLEHEADER SWEEP - May 19 vs. Chicago (won 4-3 & 5-3)

EJECTION - Ed Yost, Apr. 15 at Boston (8th inn., by plate umpire Jim Honochick)

BATTERS

BATTER - Ed Yost, Apr. 11 at Baltimore (pop-out to shortstop)

FIRST PITCH - Strike by Milt Pappas to Ed Yost, Apr. 11 at Baltimore

BASERUNNER - Albie Pearson, Apr. 11 at Baltimore (1st inn.; walk)

HIT - Ted Kluszewski, Apr. 11 at Baltimore (1st inn., 2-run HR)

RUN - Albie Pearson, Apr. 11 at Baltimore (1st inn., scored on 2-run HR)

RBI - Ted Kluszewski, Apr. 11 at Baltimore (1st inn., 2-run HR)

EXTRA BASE HIT - Ted Kluszewski, Apr. 11 at Baltimore (1st inn., 2-run HR)

SINGLE - Albie Pearson, Apr. 11 at Baltimore (2nd inn. to center)

BUNT SINGLE - Albie Pearson, Apr. 15 at Boston (6th inn.)

DOUBLE - Ken Hunt, Apr. 17 at Boston (3rd inn.)

TRIPLE - Ken Hunt, Apr. 20 at New York (8th inn., 2nd game)

HOME RUN - Ted Kluszewski, Apr. 11 at Baltimore (1st inn., Milt Pappas)

SOLO HOME RUN - Bob Cerv, Apr. 11 at Baltimore (1st inn., Milt Pappas)

TWO-RUN HOME RUN - Ted Kluszewski, Apr. 11 at Baltimore (1st inn., Milt Pappas)

THREE-RUN HOME RUN - Ted Kluszewski, Apr. 11 at Baltimore (2nd inn., John Papa)

GRAND SLAM HOME RUN - Lee Thomas, June 6 at Baltimore (2nd inn., Milt Pappas)

GRAND SLAM HOME RUN AT HOME - George Thomas, Sept. 9 vs. Chicago (5th inn., Frank Baumann)

PINCH-HIT HOME RUN - Albie Pearson, Apr. 17 at Boston (9th inn., Mike Fornieles)

HOME RUN BY A PITCHER - Jerry Casale, May 9 vs. Boston (2nd inn., Ike Delock)

TWO-HOME RUN GAME - Ted Kluszewski, Apr. 11 at Baltimore (Milt Pappas), John Papa

THREE-HOME RUN GAME - Lee Thomas, Sept. 5 at Kansas City (Lew Krausse, Ed Rakow, Bill Fischer)

BACK-TO-BACK HOME RUNS - Ted Kluszewski & Bob Cerv, Apr. 11 at Baltimore (1st inn., Milt Pappas)

PINCH-HITTER - Faye Throneberry, Apr. 15 at Boston (7th inn., groundout to 2B)

PINCH-HIT - Steve Bilko, Apr. 17 at Boston (7th inn., double)

STOLEN BASE - Ken Hunt, Apr. 20 at New York (2nd game)

WALK - Albie Pearson, Apr. 11 at Baltimore (1st inn.)

STRIKEOUT - Ken Aspromonte, Apr. 11 at Baltimore (1st inn.)

SACRIFICE - Del Rice, Apr. 11 at Baltimore (6th inn., 1-3)

SACRIFICE FLY - Earl Averill, Apr. 30 vs. Baltimore (2nd game)

HIT BY PITCH - Ken Hunt, Apr. 11 at Baltimore (3rd inn., Wes Stock)

GROUNDED INTO DOUBLE PLAY - Fritz Brickell, Apr. 11 at Baltimore (3rd inn., 5-4-3)

PUTOUT - Fritz Brickell, Apr. 11 at Baltimore (force out - Aspromonte to Brickell; batter - Russ Snyder; runner - Jackie Brandt)

ASSIST - Ken Aspromonte, Apr. 11 at Baltimore (force out - Aspromonte to Brickell; batter - Russ Snyder; runner - Jackie Brandt)

ERROR - Fritz Brickell, Apr. 11 at Baltimore (2nd inn. ground ball hit by Marv Breeding)

PITCHERS

PITCHER - Eli Grba, Apr. 11 at Baltimore (7-2 win)

FIRST PITCH - Strike by Eli Grba to Jackie Brandt, Apr. 11 at Baltimore

WINNING PITCHER - Eli Grba, Apr. 11 at Baltimore (7-2 score)

LOSING PITCHER - Jerry Casale, Apr. 15 at Boston (3-0 score)

SAVE - Tom Morgan, Apr. 30 vs. Kansas City, 1st game (1 IP)

HIT - Jackie Brandt, Apr. 11 at Baltimore (1st inn., single to left; Eli Grba)

DOUBLE - Brooks Robinson, Apr. 11 at Baltimore (5th inn. to center; Eli Grba)

TRIPLE - Carl Yastrzemski, Apr. 15 at Boston (3rd inn.; Jerry Casale)

HOME RUN - Gary Geiger, Apr. 17 at Boston (7th inn., Tom Morgan)

RUN - Jim Gentile, Apr. 11 at Baltimore (2nd inn., scored on error)

WALK - Gene Stephens, Apr. 11 at Baltimore (2nd inn. Eli Grba)

STRIKEOUT - Jackie Brandt, Apr. 11 at Baltimore (5th inn.; Eli Grba)

HIT BATTER - Jerry Adair, May 2 vs. Baltimore (5th inn., Ted Bowfield)

WILD PITCH - Eli Grba, Apr. 11 at Baltimore (6th inn.)



ANGELS RECORDS

| Year | Pos. | W | L | Pct. | GA/GB | Manager | Home | Away |
|---------|------|------|------|------|---------|---|-----------|-------------|
| 1961 | 8 | 70 | 91 | .435 | -38 1/2 | Bill Rigney | 46-36 | 24-55-1 |
| 1962 | 3 | 86 | 76 | .531 | -10 | Bill Rigney | 40-41 | 46-35 |
| 1963 | 9 | 70 | 91 | .435 | -34 | Bill Rigney | 39-42 | 31-49 |
| 1964 | 5 | 82 | 80 | .506 | -17 | Bill Rigney | 45-36 | 37-44 |
| 1965 | 7 | 87 | 87 | .463 | -27 | Bill Rigney | 46-34 | 29-53 |
| 1966 | 6 | 80 | 82 | .494 | -18 | Bill Rigney | 42-39 | 38-43 |
| 1967 | 5 | 84 | 77 | .522 | -7 1/2 | Bill Rigney | 53-30 | 31-47 |
| 1968 | 8 | 67 | 95 | .414 | -36 | Bill Rigney | 32-49 | 35-46 |
| 1969 | 3 | 71 | 91 | .438 | -26 | Bill Rigney (11-28) Lefty Phillips (60-63) | 43-38 | 28-53-1 |
| 1970 | 3 | 86 | 76 | .531 | -12 | Lefty Phillips | 43-38 | 43-38 |
| 1971 | 4 | 76 | 86 | .469 | -25 1/2 | Lefty Phillips | 35-46 | 41-40 |
| 1972★ | 5 | 75 | 80 | .484 | -18 | Del Rice | 44-46 | 31-44 |
| 1973 | 4 | 79 | 83 | .488 | -15 | Bob Winkles | 43-38 | 36-45 |
| 1974 | 6 | 68 | 94 | .420 | -22 | Bob Winkles (30-44) +Dick Williams (36-48) | 36-45 | 32-49-1 |
| 1975 | 6 | 72 | 89 | .447 | -25 1/2 | Dick Williams | 35-46 | 37-43 |
| 1976 | T4 | 76 | 86 | .469 | -14 | Dick Williams (39-57) Norm Sherry (37-29) Norm Sherry (39-42) | 38-43 | 38-43 |
| 1977 | 5 | 74 | 88 | .457 | -28 | Dave Garcia (35-46) Dave Garcia (25-20) Jim Fregosi (62-55) | 39-42 | 35-46 |
| 1978 | T2 | 87 | 75 | .537 | -5 | Jim Fregosi | 50-31 | 37-44 |
| 1979 | 1 | 88 | 74 | .543 | +3 | Jim Fregosi | 49-32 | 39-42 |
| 1980 | 6 | 65 | 95 | .406 | -32 | Jim Fregosi | 30-51 | 35-44 |
| 1981★ | 5 | 51 | 59 | .464 | -13 1/2 | Jim Fregosi (22-25) Gene Mauch (29-34) | 26-28 | 25-31 |
| 1982 | 1 | 93 | 69 | .574 | +3 | Gene Mauch | 52-29 | 41-40 |
| 1983 | T5 | 70 | 92 | .432 | -29 | John McNamara | 35-46 | 35-46 |
| 1984 | T2 | 81 | 81 | .500 | -3 | John McNamara | 37-44 | 44-37 |
| 1985 | 2 | 90 | 72 | .549 | -1 | Gene Mauch | 49-30 | 41-42 |
| 1986 | 1 | 92 | 70 | .568 | +5 | Gene Mauch | 50-32 | 42-38 |
| 1987 | T6 | 75 | 87 | .463 | -10 | Gene Mauch | 38-43 | 37-44 |
| 1988 | 4 | 75 | 87 | .463 | -29 | +Cookie Rojas (75-79) | 35-46 | 40-41 |
| 1989 | 3 | 91 | 71 | .562 | -8 | Doug Rader | 52-29 | 39-42 |
| 1990 | 4 | 80 | 82 | .494 | -23 | Doug Rader | 42-39 | 38-43 |
| 1991 | 7 | 81 | 81 | .500 | -14 | Doug Rader (61-63) Buck Rodgers (20-18) | 40-41 | 41-40 |
| 1992 | T5 | 72 | 90 | .444 | -24 | +++Buck Rodgers (33-40) | 41-40 | 31-50 |
| 1993 | T5 | 71 | 91 | .438 | -23 | Buck Rodgers | 44-37 | 27-54 |
| 1994★ | 4 | 47 | 68 | .409 | -5 1/2 | Buck Rodgers (16-23) +++Marcel Lachemann (30-44) | 23-40 | 24-28 |
| 1995★ | 2 | 78 | 67 | .538 | -1 | Marcel Lachemann | 39-33 | 39-34 |
| 1996 | 4 | 70 | 91 | .435 | -19 1/2 | ++++Marcel Lachemann (52-59) | 43-38 | 27-53 |
| 1997 | 2 | 84 | 78 | .519 | -6 | Terry Collins | 46-36 | 38-42 |
| 1998 | 2 | 85 | 77 | .525 | -3 | ++++Terry Collins (79-75) | 42-39 | 43-38 |
| 1999 | 4 | 70 | 92 | .432 | -25 | ++++Terry Collins (51-82) | 37-44 | 33-48 |
| 2000 | 3 | 82 | 80 | .506 | -9 1/2 | Mike Scioscia | 46-35 | 36-45 |
| 2001 | 3 | 75 | 87 | .463 | -41 | Mike Scioscia | 39-42 | 36-45 |
| 2002y\$ | 2 | 99 | 63 | .611 | -4 | Mike Scioscia | 54-27 | 45-36 |
| 2003 | 3 | 77 | 85 | .475 | -19 | Mike Scioscia | 45-37 | 32-48 |
| 2004 | 1 | 92 | 70 | .569 | +1 | Mike Scioscia | 45-36 | 47-34 |
| 2005 | 1 | 95 | 67 | .586 | +7 | Mike Scioscia | 49-32 | 46-35 |
| 2006 | 2 | 89 | 73 | .549 | -4 | Mike Scioscia | 45-36 | 44-37 |
| 2007 | 1 | 94 | 68 | .580 | +6 | Mike Scioscia | 54-27 | 40-41 |
| 2008 | 1 | 100 | 62 | .617 | +21 | Mike Scioscia | 50-31 | 50-31 |
| 2009 | 1 | 97 | 65 | .599 | +10 | Mike Scioscia | 49-32 | 48-33 |
| 2010 | 3 | 80 | 82 | .494 | -10 | Mike Scioscia | 43-38 | 37-44 |
| 2011 | 2 | 86 | 76 | .531 | -10 | Mike Scioscia | 45-36 | 41-40 |
| 2012 | 3 | 89 | 73 | .549 | -5 | Mike Scioscia | 46-35 | 43-38 |
| 2013 | 3 | 78 | 84 | .481 | -18 | Mike Scioscia | 39-42 | 39-42 |
| 2014 | 1 | 98 | 64 | .605 | +10 | Mike Scioscia | 52-29 | 46-35 |
| 2015 | 3 | 85 | 77 | .525 | -3 | Mike Scioscia | 49-32 | 36-45 |
| 2016 | 4 | 74 | 88 | .457 | -21 | Mike Scioscia | 40-41 | 34-47 |
| 2017 | 2 | 80 | 82 | .494 | -21 | Mike Scioscia | 43-38 | 37-44 |
| 2018 | 4 | 80 | 80 | .494 | -23 | Mike Scioscia | 42-39 | 38-43 |
| 2019 | 4 | 72 | 90 | .444 | -35 | Brad Ausmus | 38-43 | 34-47 |
| 2020★ | 4 | 26 | 34 | .433 | -10 | Joe Maddon | 16-15 | 10-19 |
| 2021 | 4 | 77 | 85 | .475 | -18 | Joe Maddon | 40-42 | 37-43 |
| 2022 | 3 | 73 | 89 | .451 | -33 | Joe Maddon (27-29) Phil Nevin (46-60) | 15-14 | 12-15 |
| 2023 | 4 | 73 | 89 | .451 | -17 | Phil Nevin | 25-27 | 21-33 |
| 2024 | 5 | 63 | 99 | .389 | -25 1/2 | Phil Nevin Ron Washington | 38-43 | 35-46 |
| Totals* | | 5021 | 5115 | .495 | | 20 Full-time Managers | 2678-2405 | 2343-2710-3 |

*Tied three times in club history (6/8/61 @ Boston in 11 inn.; 9/12/69 @ Seattle in 10 inn.; 4/7/74 @ Chicago White Sox in 10 inn.)

\$ World Series Champions
BOLD A.L. West Division Champions
y Wild Card Entrant

Totals do not include 2-2 under interim manager Whitey Herzog.
 Totals do not include 0-8 under interim manager Moose Stubing.
 +++ Totals do not include 36-49 under interim manager John Wathan or 3-1 under interim manager Marcel Lachemann.
 +++ Totals do not include 1-1 under interim manager Bobby Knoop.
 +++ Totals do not include 10-18 under interim manager John McNamara or 8-14 under interim manager Joe Maddon.
 +++ Totals do not include 6-2 under interim manager Joe Maddon.
 +++++ Totals do not include 19-10 under interim manager Joe Maddon.
 ★ Shortened seasons, due to work stoppages: Apr. 1-13, 1972, June 12-July 30, 1981, Aug. 12, 1994-remainder of season, Apr. 2-24, 1995...2020 season (60 games) began July 24, 2020 following suspension of operations due to COVID-19 pandemic.

ALL-TIME ROSTER

ANGELS RECORDS



Includes every player who has been in at least one Major League game with the Angels since 1961
RED: Indicates Angels Hall of Famer **BATTING KEY:** # - Right, * - Left, + - Switch ^ - Interim manager

MANAGERS (24) (20 FULL-TIME)

AUSMUS, Brad (19)†
 COLLINS, Jerry (97-99)
FREGOSI, Jim (78-81)
 GARCIA, Dave (77-78)
 HERZOG, Whitey (77-78)
KNOOP, Bobby (94)*
 LACHEMANN, Marcel (92*, 94-96)
 MADDON, Joe (96*, 98*, 99*, 20-22)
 MAUCH, Gene (81-82, 85-87)
 McNAMARA, John (83-84, 96*)
 NEVIN, Phil (22*, 23)
 PHILLIPS, Lefty (69-71)
 RADER, Doug (98-91)
 RICE, Del (72)
 RIGNEY, Bill (61-69)
 RODGERS, Buck (91-94)
 ROJAS, Cookie (88)
 SCHOSSIA, Mike (100-18)
 SHERRY, Ron (76-77)
 STUBING, Moose (88*)
 WASHINGTON, Ron (24)
 WATHAN, John (92-93)*
 WILLIAMS, Dick (74-76)
 WINKLES, Bob (73-74)

COACHES (108)

ADAIR, Jerry (75)
 BAILEY, Andrew (19)



Don Baylor

BAYLOR, Don (14-15)
 BLACK, Bud (00-06)
 BOWA, Larry (97-99)
 BRIDGES, Rocky (62-63/68-71)
 BURNETT, Rick (95-96)
 BUSS, Tim (20-24)
 BUTCHER, Mike (106-15)
 BUTERA, Drew (23)
 BUTTERFIELD, Brian (20-21)
 CALLAWAY, Mickey (20)
CAREW, Rod (92-95)
 CHITT, Dom (21-22)
 CLEAR, Bob (76-87)
 COLEMAN, Joe (87-90, 96-99)
 COUGHEE, Mike (96)
 CRANDALL, Del (77)
 DISARCINA, Gary (14-16)
 DOWN, Rick (87-88)
 EBLI, Dino (06-18)
 ELLIOTT, Bob (61)
 ENRIGHT, Barry (24)
 EPARD, Jim (12-13)
 FELICIBAREAN, Andy (77)
 FETICHIANO, Jesus (19-20)
 GALLEGO, Mike (19-22)
 GARCIA, Dave (77)
 GARKO, Ryan (20-21)
 GIL, Benji (22-23)
 GOINS, Ryan (24)
 GOMEZ, Preston (81-84)
 GRIFFIN, Alfredo (00-18)
 GRISOM, Mary (61-66/69, 77-78)
 HANSEN, Dave (14-17)
 HASSELMAN, Bill (22-23)
 HATCHER, Mickey (00-12)
 HEFFNER, Ron (67-68)
 HENDRICK, George (98-99)
 HERMAN, Billy (67)
 HERNANDEZ, Chuck (92-96)

HERZOG, Whitey (77-75)
 HEZEL, Bill (23)
 HINES, Bruce (91, 21)
 HINSKE, Eric (18)
 HOSCHERT, Vern (76)
 JOHNSON, Deron (77-80, 89-92)
KNOOP, Bobby (93-96)
 KARSAY, Steve (24)
 KOENIG, Fred (70-71)
 KRESS, Red (61)
 LACHEMANN, Bill (95-96)
 LACHEMANN, Marcel (84-92, 97-98)
 LAKER, Tim (24)
 LEWON, Bob (67-68)
 LOWREY, Peanuts (72)
 MACHA, Ken (92-94)
 MADDON, Joe (94-05)
 MALLEE, John (20-22)
 McNAMARA, John (78)
 MARTIN, Matt (19)
 MASHORE, Damon (22-23)
 McDermott, Mickey (68)
 McNAMARA, John (78)
 MERCADO, Orlando (03-10)
 MOLINA, Jose (91-21)
 MONTGOMERY, Ray (22-24)
 MORGAN, Tom (72-74, 81-83)
 MUFFETT, Billy (74-77)
 NAGY, Charles (16-18)
 NARRON, Jerry (24)
 NEVIN, Phil (22)
 NIX, Jayson (24)
 OLSHANSKY, Max (94)
 PAEPKE, Jack (61-66)
 PARKER, Dave (97)
 PARKER, Salty (64-66, 73-74)
 PAUL, Josh (18-19)
 PICCIOLO, Rob (11-83)
 PLANTIER, Phil (23)
 POLE, Dick (99)
 PORTER, Bob (24)
 RADINSKY, Scott (16-18)
 RAMOS, Bobby (00-02)
 REBERGER, Frank (91)
 REED, Jeremy (19-22)



Jimmie Reese

REESE, Jimmie (72-94)
 REISER, Pete (70-71)
 RESINGER, Grover (75-76)
 RICE, Del (62-66)
 ROARKE, Mike (67-69)
 ROBINSON, Frank (77)
 RODRIGUEZ, Eddie (96)
 ROENICKE, Ron (00-10, 16-17)
 ROSEBORO, John (72-74)
 SHERRY, Larry (79-80)
 SHERRY, Norm (70-71, 76)
 SKINNER, Bob (78)
 SOLIZ, Steve (11-18)
 SORRENTO, Paul (15-22)
 STUBING, Moose (85-90)
 THAMES, Marcus (23)
 WASHINGTON, Johnny (24)
 WATHAN, John (92-93)
 WHITE, Doug (19)
 WISE, Matt (20-23)
 WOOTEN, Shawn (19)
 WINKLES, Bob (73)
 YOUNG, Eric Sr. (24)

PLAYERS (1236)

-A-

AASE, Don, RHP (78-82, 84)
 ABBOTT, Jim, LHP (89-92, 95-96)
 ABBOTT, Kyle, LHP (91, 96)
 ABNER, Shawn, OF (91)*
 ABREU, Bobby, OF (09-12)*
 ACHTER, A.J., RHP (16)
 ADAMS, Jordyn, OF (23-24)*
 ADAMS, Ricky, INF (82-83)
 ADCOCK, Joe, INF (64-66)*
 ADELL, Jo, OF (20-24)*
 ADRIENHART, Nick, RHP (08-09)
 ADRIANZA, Ehre, INF (24)*
 AGUIJAR, Ryan, OF (22)*
 AIKENS, Willie, INF/DH (77, 79)*
 ALBUQUERQUE, Al, RHP (16)
 ALDIGHIERI, Sam, LHP (24)
 ALDRETE, Mike, OF (95-96)
 ALDRIDGE, Cory, OF (10)*
 ALFONZO, Edgardo, INF (06)*
 ALICEA, Luis, INF (97)*
 ALLANSON, Andy, C (95)*
 ALLEN, Cody, RHP (19)*
 ALLEN, Lloyd, RHP (69-73)
 ALIETTA, Bob, C (75)*
 ALMONTE, Miguel, RHP (18)
 ALOMAR, Sandy, INF (69-74)*
 ALVAREZ, Jose, LHP (14-19)
 ALVAREZ, Jose, LHP (99)
 ALVAREZ, Orlando, OF/DH (76)*
 AMARISTA, Alex, INF (11-12)*
 AMARO, Ruben, INF (69)*
 AMARO, Ruben Jr., OF (91)*
 AMEZQUA, Alfredo, INF (02-04)*
 ANDERSON, Brian, LHP (93-95)



Garret Anderson

ANDERSON, Garret, OF (94-08)*
 ANDERSON, Jim, INF (78-79)*
 ANDERSON, Justin, RHP (18-20)
 ANDERSON, Kent, INF (89-90)*
 ANDERSON, Tyler, LHP (23-24)
 ANDRIESE, Matt, RHP (20)
 APPIER, Kevin, RHP (02-03)
 ARCIA, Francisco, C (18)*
 ARELLA, Dan, INF (61)*
 ARIAS, George, INF (96-97)*
 ARMAS, Tony, OF (87-89)*
 ARREDONDO, Jose, RHP (08-09)
 ASPROMONTE, Ken, 2B (61)*
 AVERILL, Earl, OF/C (61-62)*
 AYBAR, Erick, INF (06-15)*
 AZCUE, Jose, C (69-70, 72)*

-B-

BACHMAN, Sam, RHP (23)
 BAHNSEN, Scott, RHP (82)
 BAILLES, Stan, LHP (90-92)
 BAILEY, Andrew, RHP (16-17)
 BAILEY, Ed, C/INF (66)*
 BALAZ, John, OF/DH (74-75)*
 BANDY, Jett, C (15-16)*
 BANNISTER, Floyd, LHP (91)*
 BARBER, Steve, LHP (72-73)
 BARO, Luke, RHP (18-21)
 BARLOW, Mike, INF (77-79)*
 BARNES, Jacob, RHP (20)
 BARNES, Larry, INF (01)*
 BARR, Jim, RHP (79-80)

BARRACLOUGH, Kyle, RHP (22)
 BARRETO, Franklin, INF (20-21)*
 BARRIA, Jaime, RHP (18-23)
 BAUGHMAN, Justin, INF (98-00)*
 BAUMANN, Mike, RHP (24)
BAYLOR, Don, OF/DH (77-82)*
 BEASLEY, Chris, RHP (91)
 BECKHAM, Gordon, INF (14)*
 BECQUER, Julio, INF (61)*
 BEDROSIAN, Cam, RHP (14-20)
 BELCHER, Tim, RHP (99-00)
 BELINSKY, Bo, LHP (62-64)
 BELL, Trevor, RHP (09-12)
 BELLINGER, Clay, INF/OF (02)*
 BEMBOOM, Anthony, C (19-21)*
 BENIQUEZ, Juan, OF/DH (81-85)*
 BENNETT, Dennis, LHP (68)
 BENNETT, Erik, RHP (95)
 BERGMAN, Dusty, LHP (04)
 BERRY, Ken, OF (71-73)*
 BICHETTE, Dante, OF (88-90)*
 BIELECKI, Mike, RHP (95)
 BILKO, Steve, INF (61-62)*
 BLANTON, John, RHP (13)
 BLASH, Jabari, OF (18)*
 BLATERIC, Steve, RHP (75)
 BLYEVEN, Bert, RHP (89-92)
 BOCHTE, Bruce, C (74-77)*
 BOESCH, Brennan, OF (14)*
 BOLICK, Frank, INF (98)*
 BONDS, Bobby, OF/DH (76-77)*
 BOONE, Bob, C (82-88)*
 BOOTCHICK, Chris, RHP (03/05-08)
 BORBON, Pedro, RHP (69)
 BORDERS, Pat, C (96)*
 BORLAND, Toby, RHP (01)
 BOSHERS, Buddy, LHP (13)
 BOSKIE, Shawn, RHP (95-96)
 BOSLEY, Thad, OF (77, 88)*
 BOSTOCK, Lyman, OF (78)*
 BOTTENFIELD, Kent, RHP (00)
 BOTTING, Ralph, LHP (79-80)
 BOTZ, Bob, RHP (62)
 BOUR, Justin, INF (19)*
 BOUVIER, Peter, OF (10-13, 19)*
 BOVEE, Mike, RHP (97)
 BOWSFIELD, Ted, LHP (61-62)
 BRADLEY, Archie, RHP (22)
 BRADLEY, Tom, RHP (69-70)
 BRADY, Brian, OF (89)*
 BRANYAN, Russell, INF/DH (11)*
 BRASIER, Ryan, RHP (13)
 BRETT, Ken, LHP (77-78)
 BREWER, Jim, LHP (75-76)
 BRICEÑO, José, C (18, 20)*
 BRICKELL, Fritz, INF (61)*
 BRIDGES, Rocky, INF (61)*
 BRIDGELL, Parker, RHP (17-18)
 BRIGGS, Dan, INF/OF (75-77)*
 BROOKS, Bobby, OF (73)*
 BROOKS, Hubie, OF/DH (92)*
 BROWN, Curt, RHP (83)
 BROWN, Matt, INF (07-08)*
 BROWN, Mike, OF (83-85, 88)*
 BROWN, Randy, C (69-70)*
 BROWN, Steve, RHP (83-84)
 BRUNANSKY, Tom, OF (81)*
 BRUNET, George, LHP (64-69)
 BRYDEN, T.R., RHP (86)
 BUCHTER, Ryan, LHP (20)
 BUCK, John, C (14)*
 BUCKNER, Bill, INF/DH (87-88)*
 BUCKNER, Billy, RHP (13)
 BUDDIE, Ryan, C (07-10)*
 BUICE, DeWayne, RHP (87-88)
 BULGER, Jason, RHP (06-11)
 BUNDY, Dylan, RHP (20-21)
 BURDETTE, Lew, RHP (66-67)
 BURGESS, Tom, INF/OF (62)*
 BURGMER, Tom, LHP (68)
 BURKE, Brock, LHP (24)
 BURKE, Jamie, INF/C (01)*
 BURKE, Leo, OF (61-62)*

BURLESON, Rick, INF (81-86)*
 BURNETT, Sean, LHP (13-14)
 BUSS, Nick, OF (16)*
 BUTCHER, Mike, RHP (92-95)
 BUTERA, Drew, C (15, 21)*
 BUTTREY, Ty, RHP (18-20)
 BYRD, Paul, RHP (05)

-C-

CABBAGE, Trey, OF (23)*
 CARRERA, Orlando, INF (05-07)
 CACERES, Kelvin, RHP (23)
 CADARET, Greg, LHP (97-98)
 CAHILL, Trevor, RHP (19)
 CALHOUN, Kole, OF (12-19)*
 CALLAWAY, Mickey, RHP (02-03)
 CAMPANA, Tony, OF (14)*
 CAMPANERIS, Bert, INF (79-81)*
 CAMPERO, Gustavo, OF (24)*
 CANDELAIRA, John, LHP (85-87)
 CANNERIA, John, RHP (77-78)
 CANNING, Griffin, RHP (19-24)
 CARDENAL, Jose, OF (65-67)*
 CARDENAS, Leo, INF (72)*



Rod Carew

CAREW, Rod, INF (79-85)*
 CARPENTER, David, RHP (12, 14)
 CARRASCO, Hector, RHP (06-07)
 CASALE, Jerry, RHP (61)
 CASSEVAH, Bobby, RHP (10-12)
 CASTRO, Jason, C (20)*
 CAUSEY, Wayne, INF (68)*
 CERV, Bob, OF (61)*
 CHACIN, Jhoulys, RHP (16)
 CHADWICK, Ray, RHP (86)
 CHALK, Dave, INF (73-78)*
 CHANCE, Bob, INF (69)*



Dean Chance

CHANCE, Dean, RHP (61-66)
 CHATWOOD, Taylor, RHP (11)*
 CHAVEZ, Anthony, RHP (97)
 CHAVEZ, Jesse, RHP (17, 22)
 CHOI, Ji-Man, INF (16)*
 CHRISTENSEN, Bruce, INF (71)*
 CHRISTENSEN, Jason, LHP (05)
 CIMBER, Adam, RHP (24)
 CIMINO, Pete, RHP (67-68)
 CIMOLI, Gino, OF (65)*
 CISHEK, Steve, RHP (21)
 CISNERO, Jose, RHP (24)
 CLARK, Bob, OF (79-83)*
 CLARK, Rick, RHP (67-69, 71-72)
 CLARK, Terry, RHP (88-89)
 CLAUDIO, Alex, LHP (21)
 CLEAR, Mark, RHP (79-80, 90)



ANGELS RECORDS

CLEMENTE, Edgardo, OF ('00)
 CLEMENTS, Pat, LHP ('85)
 CLEVELAND, Tex, RHP ('51)
 CLIBURN, Stan, C ('80)*
 CLIBURN, Stewart, RHP ('84-85-'88)
 CLINTON, Lou, OF ('64-65)*
 COACHMAN, Pete, INF ('90)*
 COATES, Jim, RHP ('55-67)
 COBB, Alex, RHP ('21)
 COELLO, Robert, RHP ('13)
 COLANGELO, Mike, OF ('99)*
 COLETTA, Chris, OF ('72)
 COLE, Taylor, RHP ('18-19)
 COLLINS, Dave, OF/DH ('75-76)+
 COLON, Bartolo, RHP ('04-07)
 CONGER, Hank, C ('10-14)*
 CONIGLIARO, Tony, OF ('71)*
 CONSOLO, Billy, INF ('62)*
 CONTRERAS, Roanoy, RHP ('24)
 COOK, Dennis, LHP ('02)
 COOK, Mike, RHP ('86-88)
 COOPER, Brian, RHP ('99-01)
 CORBETT, Steve, RHP ('82-86)
 CORBETT, Sherman, LHP ('88-90)
 CORREA, Rod, INF ('93-95)*
 COTTIER, Chuck, INF ('68-69)*
 COUGHTRY, Marlan, INF ('62)*
 COUSINS, Scott, OF ('13)*
 COWAN, Billy, INF/OF ('69-72)*
 COWART, Kaleb, INF/RHP ('15-19)+
 COWENS, Al, OF ('80)*
 COWGILL, Collin, OF ('13-15)*
 COX, Terry, RHP ('70)
 COZART, Zack, INF ('18-19)*
 CRIM, Chuck, RHP ('92-93)
 CRISWELL, Cooper, RHP ('21-22)
 CROWN, Chris, INF/DH ('91)*
 CROWN, C.J., INF/DH ('14-17, '23)*
 CROUSE, Hans, RHP ('24)
 CROZE, Todd, RHP ('80)
 CUELLAR, Mike, LHP ('77)
 CUETO, Johnny, RHP ('24)
 CUMBERNALL, John, LHP ('74)
 CUNNINGHAM, Todd, OF ('16)+
 CURTIS, Chad, OF ('82-84)
 CURTIS, John, LHP ('82-84)
 CURTIS, John, RHP ('19)

-D-
 D'ACQUISTO, John, RHP ('81)
 DADE, Paul, OF/DH ('75-76)*
 DALESANDRO, Mark, C ('94-95)*
 DANA, Caden, RHP ('24)
 DANIEL, Davis, RHP ('23-24)
 DARWIN, Bob, RHP ('62)
 DAVALLUO, Vic, OF ('68-69)*
 dAVANON, Jeff, OF ('99, '01-05)+
 dAVANON, Jerry, INF ('73)*
 DAVIDSON, Daniel, LHP ('09)
 DAVIDSON, Tucker, LHP ('22-23)
 DAVIS, Alvin, INF/DH ('92)*
 DAVIS, Bob, C ('81)*
 DAVIS, Chili, OF/DH ('88-93)*
 DAVIS, Doug, INF/C ('88-90)*
 DAVIS, Mark, OF ('91)*
 DAVIS, Tommy, INF/DH ('76)*
 DAVIS, Willie, OF/DH ('79)*
 DEACINCES, Doug, INF ('82-87)*
 DECKER, Steve, C ('99)*
 DEES, Charlie, INF ('63-65)*
 deJESUS, David, OF ('15)+
 DE LA ROSA, Dane, RHP ('13-14)
 DELGADO, Wilson, INF ('03)+
 DEL POZO, Miguel, LHP ('19)
 deLUCA, Rich, RHP ('97-98)
 DESPAGNE, Odrisamer, RHP ('18)
 DETMERS, Reid, LHP ('21-24)
 DEVENSKI, Chris, RHP ('23)
 DIAZ, Jonathan, LHP ('21-23)
 DIAZ, Jairo, RHP ('14)
 DICKSON, Jason, RHP ('96-00)
 MICHELE, Frank, RHP ('88)
 DISARCINA, Gary, INF ('89-01)*
 DOBSON, Chuck, RHP ('74-75)

DOHERTY, John, RHP ('74-75)
 DONNELLY, Brendan, RHP ('02-06)
 DONOHUE, Jim, RHP ('61-62)
 DONOHUE, Tom, C ('79-80)*
 DOPSON, John, RHP ('84)
 DORSETT, Brian, C ('88)*
 DORSEY, Jim, RHP ('80)



Brian Downing

DOWNING, Brian, C/OF ('78-90)*
 DOWNS, Scott, LHP ('11-13)
 DOYLE, Denny, INF ('74-75)*
 DOYLE, Paul, LHP ('70, '72)
 DRAGO, Dick, RHP ('76-77)
 DRAKE, Oliver, RHP ('18)
 DRURY, Brandon, INF ('23-24)*
 DUCEY, Rob, OF/DH ('92)*
 DUFFY, Matt, INF ('22)*
 DUKES, Steve, INF ('22)*
 DULUB, Bob, RHP ('63-64)
 DUNN, Scott, RHP ('04)
 DUNNING, Steve, RHP ('76)
 DUREN, Ryme, RHP ('61-62)
 DURRINGTON, Trent, INF ('99-00, '03)*

-E-
 EASLER, Mike, OF ('76)*
 EASLEY, Damion, INF ('92-96)*
 EATON, Adam, OF ('21)*
 ECKSTEIN, David, INF ('01-04)*
 EDDY, Steve, RHP ('79)
 EDENFIELD, Ken, RHP ('95-96)
 EDMONDS, Jim, OF ('93-99)*
 EENHOORN, Robert, INF ('96-97)*
 EGAN, Dick, RHP ('66)*
 EGAN, Tom, C ('65-70, '74-75)*
 EGE, Cody, LHP ('16)
 EICHORN, Mark, RHP ('90-92)*
 ELLIS, Robert, RHP ('96)*
 ELLIS, Sammy, RHP ('68)*
 ENCARNACION, Angelo, C ('97)*
 ENRIGHT, Barry, RHP ('12-13)
 EPARD, Darin, INF/OF ('87-89)*
 EPSTEIN, Mike, INF ('73-74)*
 ERSTAD, Darin, INF/OF ('96-06)*
 ESCOBAR, Eduardo, INF ('23)*
 ESCOBAR, Kelvim, RHP ('04-09)
 ESCOBAR, Yunel, INF ('16-17)*
 ESPINOSA, Danny, INF ('17)+
 ESTÉVEZ, Carlos, RHP ('23-24)
 ETCHEBARRÉN, Andy, C ('75-77)*
 ETHERTON, Seth, RHP ('00)*
 EVANS, Terry, OF ('07-10)*

-F-
 FABREGAS, Jorge, C ('94-97, '01-02)*
 FAIRLY, Ron, INF/DH ('78)*
 FARRELL, John, RHP ('93-94)*
 FASANO, Sal, C ('02)*
 FEATHERSTON, Taylor, INF ('15)*
 FLEIS, Junior, OF ('91-92)*
 FERGUSON, Joe, C ('81-83)*
 FERNANDEZ, Jose, INF ('01)*
 FERNANDEZ, Jose, INF ('18)*
 FERRIS, Bob, RHP ('78-80)
 FETTERS, Mike, RHP ('89-91)*
 FIELD, Tommy, INF ('13)*
 FIELDER, Cecil, INF/DH ('98)*
 FIGGINS, Chone, INF/OF ('02-09)*
 FIGUEROA, Ed, RHP ('74-75)
 FIMPLE, Jack, C ('87)*



Chuck Finley

FINLEY, Chuck, LHP ('86-96)
 FINLEY, Steve, OF ('05)*
 FISCHER, Todd, RHP ('86)
 FISHER, Eddie, RHP ('69-72)
 FITZGERALD, Mike, OF/C ('92)*
 FITZMORRIS, Al, RHP ('78)
 FLETCHER, David, INF ('18-23)*
 FLORA, Kevin, INF ('91, '95)*
 FLORES, Gil, OF ('77)*
 FLORES, Ramon, OF ('17)*
 FOLLES, Hank, C ('63-64)*
 FONTANA, Tim, INF ('82-83)*
 FOLLAM, Nolan, INF ('17-18)*
 FORD, Dan, OF/DH ('79-81)*
 FORD, Mike, INF ('22)*
 FORSCH, Rob, RHP ('81-86)
 FORSTER, Terry, LHP ('86)
 FORTUGNO, Tim, RHP ('92-93)
 FOSTER, Alan, RHP ('72)
 FOWLER, Art, RHP ('61-64)
 FOWLER, Dexter, OF ('21)+
 FOWLKES, Alan, RHP ('55)
 FOYCKAT, Paul, RHP ('63-64)
 FRANDSEN, Kevin, INF ('10)*
 FRANKLIN, Nick, INF ('17)*
 FRASER, Willie, RHP ('86-90)
 FREEMAN, Sam, LHP ('19)
 FREESE, David, INF ('14-15)*




Jim Fregosi

FREGOSI, Jim, INF ('61-71)*
 FREY, Steve, LHP ('92-93)
 FRIERI, Ernesto, RHP ('12-14)
 FROMWIRTH, Todd, RHP ('96)
 FROST, Dave, RHP ('78-81)
 FUENTES, Brian, LHP ('09-10)
 FULLMER, Carson, RHP ('23-24)
 FULLMER, Brad, DH/INF ('02-03)*
 FYRKE, Mike, RHP ('99)

-G-
 GABRIELSON, Len, OF ('67)*
 GAETTI, Gary, INF/DH ('91-93)*
 GALARRAGA, Andres, INF/DH ('04)*
 GALLAGHER, Al, INF ('73)*
 GALLAGHER, Dave, OF ('91, '95)*
 GANT, Ron, OF/DH ('00)*
 GARCIA, Carlos, INF ('98)*
 GARCIA, Luis, RHP ('19, '24)
 GARCIA, Miguel, LHP ('87)
 GARLAND, Jon, RHP ('08)
 GARNEAU, Dustin, C ('19)*
 GARR, Ralph, OF/DH ('79-80)*
 GARRETT, Adrian, C/DH ('75-76)*
 GARRETT, Amir, LHP ('24)
 GARRETT, Greg, LHP ('70)
 GARVER, Ned, RHP ('61)
 GATEWOOD, Aubrey, RHP ('63-65)
 GEISHERT, Vern, RHP ('69)

GELTZ, Steven, RHP ('12)
 GENTRY, Craig, INF ('85)*
 GERBER, Craig, INF ('85)*
 GIOVOTELLA, Johnny, INF ('15-16)*
 GIL, Benji, INF ('00-03)*
 GILLASPIE, Connor, INF ('15)*
 GILOTTI, Lucas, RHP ('23)
 GLOVER, Troy, INF ('98-04)*
 GOHR, Greg, RHP ('96)
 GOLTZ, Dave, RHP ('82-83)
 GONZALES, Larry, C ('93)*
 GONZALES, Rene, INF ('92-93/95)*
 GONZALEZ, Jose, OF ('92)*
 GONZALEZ, Tony, OF ('70-71)*
 GOODRUM, Mike, INF ('24)*
 GOODWIN, Brian, OF ('19-20)*
 GORNEAULT, Nick, OF ('07)*
 GOSSELIN, Phil, INF ('21-22)*
 GOTAY, Julio, INF ('57)*
 GOTT, Trevor, RHP ('15)
 GRABARKEWITZ, Bill, INF ('73)*
 GRAHE, Joe, RHP ('90-94)*
 GRATERLO, Juan, C ('16-18)*
 GRBA, Eli, RHP ('61-63)
 GREENE, Dan, INF ('97)*
 GREENE, Tony, RHP ('13-15)*
 GREEN, Lenney, OF ('64)*
 GREEN, Steve, OF ('01)
 GREENE, Todd, C/DH ('96-99)*
 GREGG, Kevin, RHP ('03-06)
 GREGG, Kevin, RHP ('03-06)
 GREGG, Kevin, RHP ('03-06)
 GREINKE, Zack, RHP ('13)*



Bobby Grich

GRICH, Bobby, INF ('77-86)*
 GRICHUK, Randal, OF ('23)*
 GRIFFIN, Doug, INF ('70)*
 GRIFFIN, Tom, RHP ('78)
 GRILLI, Jason, RHP ('14)
 GRIMSLEY, Jason, RHP ('96)
 GROSS, Kevin, RHP ('97)
 GRUBE, Jarrett, RHP ('14)
 GRUBER, Kelly, INF ('93)*
 GUBICZA, Mark, RHP ('97)
 GUERRA, Decis, RHP ('16-17)
 GUERRA, Javy, RHP ('16)
 GUERRA, Junior, RHP ('21)
 GUERRERO, Mario, INF/DH ('76-77)*



Vladimir Guerrero

GUERRERO, Vladimir, OF ('04-09)*
 GUILLEN, Jose, OF ('04)*
 GUILLORME, Luis, INF ('24)*
 GURKA, Jason, LHP ('17)
 GUTIERREZ, Juan, RHP ('13)
 GWYN, Marc, RHP ('07)

-H-

HABYAN, John, RHP ('95)
 HALLOCK, Ed, RHP ('80)
 HALL, Jimmie, OF ('67-68)
 HALTER, Shane, INF ('04)*
 HAMILTON, Jack, RHP ('67-68)
 HAMILTON, Josh, OF ('13-15)*
 HAMLIN, Ike, INF ('61)*
 HAMPTON, Lee, C ('75-79)*
 HANCOCK, Ryan, RHP ('96)
 HAND, Rich, RHP ('73)
 HANSON, Tommy, RHP ('13)
 HAREN, Dan, RHP ('10-12)
 HARKEY, Mike, RHP ('95)
 HARLOW, Larry, OF ('79-81)*
 HARPER, Brian, OF ('79, '81)*
 HARPER, Tommy, INF/DH ('75)*
 HARRELSON, Bill, RHP ('68)
 HARRIS, Brendan, INF ('70)*
 HARRIS, John, INF ('79-81)*
 HARRIS, Rep, RHP ('96-99)*
 HARTZELL, Monte, OF ('22)*
 HARTZELL, Paul, RHP ('72)*
 HARVEY, Brian, RHP ('87-92)
 HARVEY, Matt, RHP ('19)
 HASEGAWA, Shigetoshi, RHP ('97-01)
 HASLER, Andy, RHP ('71-73)*
 HATHAWAY, Hilmy, LHP ('82-93)
 HAWKINS, LaTracy, RHP ('12)
 HAWPES, Brad, OF ('93)*
 HAYNES, Nathan, OF ('70)*
 HAYES, Van, OF/DH ('92)*
 HEANEY, Andrew, LHP ('15-21)
 HEFFNER, Bob, RHP ('68)
 HEISE, Bob, INF ('74)*
 HELM, Woodie, INF/OF ('67-68)*
 HEMM, Russell, RHP ('61)*
 HEMPHILL, Bret, C ('99)*
 HENDERSON, Rickey, OF ('97)*
 HENDRICK, George, OF/DH ('85-88)*
 HENDRICK, Matt, RHP ('04)
 HERGETZ, Jimmy, RHP ('21-23)
 HERMOSILLO, Michael, OF ('18-20)*
 HERNANDEZ, David, RHP ('17)
 HERNANDEZ, Jackie, INF ('65-66)*
 HERRERA, Yoslani, RHP ('14)
 HERRMANN, Ed, C ('76)*
 HESTER, John, C ('12-13)*
 HIATT, Jack, C/INF ('64, '72)*
 HIBBS, Jim, OF ('24)*
 HICKS, Aaron, OF ('24)*
 HICKS, Jim, OF ('69-70)*
 HILL, Donnie, INF ('90-91)*
 HILL, Glenallen, OF/DH ('01)*
 HILL, Rich, RHP ('97-00)
 HILL, Rich, LHP ('14)
 HILLENBRAND, Shea, INF ('07)*
 HINCHIFFE, Brett, RHP ('00)*
 HINTON, Chuck, INF/OF ('68)*
 HUBA, Keston, INF ('24)*
 HOBSON, Brett, INF ('74)*
 HOCKENBERRY, Chuck, RHP ('75)
 HOFFMAN, Glenn, INF ('89)*
 HOLLAND, Al, RHP ('85)*
 HOLLINS, Dan, INF ('97-98)*
 HOLTZ, Mike, LHP ('96-01)
 HOLZEMER, Mark, LHP ('93, '95-96)
 HOWARD, Doug, INF/OF ('72-74)*
 HOWEL, Jack, INF/DH ('85-91, '96-97)*
 HOYT, James, RHP ('21)*
 HUDLER, Rex, INF/OF ('94-96)*
 HUDSON, Charlie, LHP ('75)
 HUDSON, Charlie, LHP ('75)
 HUFF, David, LHP ('16)
 HUMPHREY, Terry, C/DH ('76-79)*
 HUNT, Ken, OF ('63-63)*
 HUNTER, Terri, OF ('08-12)*
 HUSON, Jeff, INF ('99)*

-I-

INANNETTA, Chris, C ('15-15)*
 IBANEZ, Raul, OF/DH ('14)*
 IBARRA, Edgar, LHP ('15)
 IGLESIAS, José, INF ('21)*
 IGLESIAS, Ralael, RHP ('21-22)

ANGELS RECORDS



INGRAM, Kolton, LHP (23)
ISINGHAUSEN, Jason, RHP (12)
IZTURIS, Maicer, INF (05-12)+

-J-

JACKSON, Bo, OF/DH (94)#
JACKSON, Reggie, OF/DH (82-86)
JACKSON, Ron, OF (75-78; 82-84)
JACKSON, Ryan, INF (15)#
JAMES, Johnny, RHP (61)
JAMES, Mike, RHP (95-99)
JAVIER, Stan, OF (93)+
JAY, Jon, OF (21)*
JEFFERIES, Gregg, INF/OF (98)+
JEFFERSON, Jesse, RHP (81)
JEPSEN, Kevin, RHP (08-14)
JEREZ, Williams, LHP (18)
JEWELL, Jake, RHP (18-19)
JIMENEZ, Luis, INF (13-14)
JOHN, Tommy, LHP (82-85)
JOHNSON, Alex, OF (70-71)
JOHNSON, Gary, OF (03)*
JOHNSON, Jim, RHP (18)
JOHNSON, Keith, INF (00)#
JOHNSON, Lou, OF (61-69)
JOHNSON, Mark, INF (98)*
JOHNSON, Sherman, INF (18)*
JOHNSTONE, Jay, OF (66-70)*
JONES, Bob, OF (76-77)*
JONES, Greg, RHP (03, 05-07)
JONES, Jahmi, INF (20)
JONES, Ruppert, OF (85-87)*
JOYCE, Ben, RHP (23-24)
JOYCE, Matt, OF (15)*
JOYNER, Walt, INF (96-91, 01)*
JUDEN, Jeff, RHP (98)
JUNK, Janson, RHP (21-22)

-K-

KARL, Scott, LHP (00)
KAUFMAN, Curt, RHP (94)
KAVADAS, Niko, DH (24)
KAZMIR, Scott, LHP (09-11)
KEALEY, Steve, RHP (68-70)
KEEDY, Pat, INF/OF (85)#
KELLEHER, Mick, INF (82)#
KELSO, Bill, RHP (64-67)
KELLER, Kyle, RHP (20)
KENDRICK, Howie, INF (06-14)
KENNEDY, Adam, INF (00-06)*
KINGMAN, Dave, OF/DH (77)*
KINSLER, Ian, INF (18)
KIPPER, Bob, LHP (85)
KIRKPATRICK, Ed, C/OF (62-68)*
KIRKWOOD, Don, RHP (74-77)
KISON, Bruce, RHP (80-84)
KLINE, Ron, RHP (61)
KLUSZEWSKI, Ted, INF (61)*
KNAPP, Chris, RHP (78-80)



Bobby Knoop

KNOOP, Bobby, INF (64-69)*
KOCHANOWICZ, Jack, RHP (24)
KOHN, Michael, RHP (10-14)#
KOPPE, Joe, INF (61-65)
KOSCO, Andy, OF (72)*
KOSTRO, Frank, OF (63)*
KOTCHMAN, Casey, INF (04-08)*
KRAUSS, Marc, INF (15)*
KRAWCZYK, Ray, RHP (88)
KREUTER, Chad, C (97-98)+
KRISTOFAC, Zac, RHP (24)
KROL, Ian, LHP (18)
KRUGER, Jack, C (21)*

KUBITZA, Kyle, INF (15)*
KUBSKI, Gil, OF (80)*
KUHAJULA, Fred, LHP (77)
KUSNYER, Art, C (71-73)*

-L-

LACEY, Bob, LHP (83)
LACEY, John, RHP (02-09)
LACORTE, Frank, RHP (84)
LAGARES, Juan, OF (21-22)*
LAHODE, Joe, OF/DH (74-76)*
LAMB, Jake, INF (23)*
LAMB, John, LHP (18)
LANDREAUX, Ken, OF (77-78)*
LANGE, Dick, RHP (72-75)
LANGERHANS, Ryan, OF (12)*
LANGSTON, Mark, LHP (90-97)
LANSFORD, Carney, INF (78-80)
LAROUCHE, Dave, LHP (70-71; 77-80)
LASHER, Fred, RHP (71)
LA STELLA, Tommy, INF (64-65)
LATAMAR, Barry, RHP (19-20)
LATSOS, Mat, RHP (15)
LAZORKO, Jack, RHP (87-88)
LEBLANC, Charles, INF (24)*
LEBLANC, Wade, LHP (14)
LEE, Don, RHP (64-66)
LEE, Don, RHP (62-65)
LEE, Mike, LHP (63)
LEEK, Gene, INF (61-62)*
LEFFERTS, Craig, LHP (94)
LEFTWICH, Phil, RHP (93-94, 96)
LEITER, Mark, RHP (94)
LEJA, Frank, INF (62)*
LEMANCZYK, Dave, RHP (80)
LEONE, Dominic, RHP (23)
LEVINE, Al, RHP (99-02)
LEWIS, Scott, RHP (90-94)
LEYRITZ, Jim, C/DH (97)*
LINARES, Rufino, DH (85)*
LINCECUM, Tim, RHP (16)
LIND, Jose, INF (95)#
LINTON, Doug, RHP (93)#
LLENAS Winston, INF/OF (68-69, 72-75)*
LOCKE, Bobby, RHP (67-68)
LOCKWOOD, Skip, RHP (74)
LOPEZ, Carlos, OF/DH (76)
LOPEZ, Jack, INF (24)*
LOPEZ, Marcelino, LHP (65-67)
LOPEZ, Ramon, RHP (66)
LOPEZ, Reynaldo, RHP (23)
LORENZEN, Michael, RHP (22)
LORENAINE, Andrew, LHP (94-95)
LOUP, Aaron, LHP (22-23)
LOUS, Shane, RHP (08-09)
LOVELACE, Vance, LHP (88-89)
LOVELLO, Torey, INF (93)+
LOWE, Mark, RHP (13)
LUBRATCHI, Steve, INF (81, 83)*
LUCAS, Gary, LHP (86-87)
LUCAS, Jonathan, C (19)*
LUOY, Urbano, RHP (85-88)
LUKASEWICZ, Mark, LHP (01-02)
LUKE, Matt, INF (99)*
LUUOLA, Keith, INF (00)*
LYNN, Fred, OF (81-84)*
LYONS, Barry, INF (91)*

-M-

MACHEMER, Dave, INF (78)*
MACK, Tony, RHP (85)
MACKINNON, David, INF (22)*
MAGNANTE, Mike, LHP (99)
MAGNIFICO, Damien, RHP (17)
MAGRANE, Joe, LHP (93-94)
MAHLE, Greg, LHP (16)
MAHLER, Mickey, LHP (81-82)
MALDONADO, Martin, C (17-18)*
MALONEY, Jim, RHP (71)
MARLON, Frank, INF (66)*
MARSH, Brandon, OF (21-22)*
MARSHALL, Mike, RHP (88)
MARTE, Alfredo, OF (15)*
MARTE, Jeff, INF (16-18)*
MARTE, Jose, RHP (21-24)
MARTIN, Paco, INF (98)

MARTINEZ, Carlos, INF/DH (95)#
MARTINEZ, Fred, RHP (80-81)
MARONDE, Nick, LHP (12-14)
MASHORE, Damon, OF (98)*
MATTHEUS, Ryan, RHP (15)
MATTHIS, Jeff, C (05-11)*
MATRANGA, David, INF (05)#
MATSUI, Hideki, OF (10)*
MATTHEWS JR., Gary, OF (07-09)+
MAYBIN, Cameron, OF (17)*
MAY, Carlos, OF/DH (77)*
MAY, Darrell, LHP (96-97)
MAY, Rudy, LHP (65, 69-74)
MAYERS, Mike, RHP (20-22)
MAYFIELD, Jack, INF (21-22)*
MCANULTY, Paul, INF (10)*
MCBRIDE, Ken, RHP (61-65)
MCCASKILL, Kirk, RHP (85-91)*
MCCLEURE, Bob, LHP (89-91)
MCCRAW, Tom, INF/OF (73-74)
MCDONALD, John, INF (14)*
MCDOWELL, Jack, RHP (98-99)
MCELROY, Chuck, LHP (96-97)
MCFARLANE, Orlando, C (67-68)*
MCGLOTHLIN, Jim, RHP (65-69)
MCGUIRE, Deck, RHP (18)
MC LAUGHLIN, Byron, RHP (83)*
MCMORE, Mark, INF (86-90)*
MCMULLEN, Ken, INF (70-72)*
MC PHERSON, Dallas, INF (04-07)*
MEDEROS, Victor, RHP (23-24)
MEIA, Adalberto, LHP (19)
MELTON, Bill, INF/DH (76)*
MELLI, Rudy, INF (71, 73-75)*
MERCKER, Kent, LHP (00)
MERLONI, Lou, INF (05-02)
MESSERSMITH, Andy, RHP (68-72)
MEYER, Alex, RHP (16-18)
MEYER, Robert, LHP (64)
MIDACH, Bart, RHP (01, 03)
MIDDLETON, Keyman, RHP (17-20)
MILEY, Mike, INF (75-76)*
MILLER, Darrell, C (84-88)*
MILLER, Dyer, RHP (77-79)
MILLER, Rick, OF (78-80)*
MILLER, Ryan, RHP (24)
MILLS, Brad, LHP (12)
MILNER, Hoby, LHP (20)
MINCHER, Don, INF (67-68)*
MINTON, Greg, RHP (87-90)*
MINTZ, Steve, RHP (99)
MOELLER, Ron, LHP (61-63)
MOLINA, Bengie, C (98-05)
MOLINA, Jose, C (01-07)*
MONDES, Raul, OF (04)*
MONGE, Sid, LHP (75-77)
MONIAK, Mickey, OF (22-24)*
MONTAGUE, John, RHP (79-80)
MONTANEZ, Guillermo, INF (66)*
MONTEAGUDO, Aurelio, RHP (73)
MONTELEONE, Rich, RHP (88-89, 95-96)
MOORE, Balor, LHP (77)
MOORE, Donnie, RHP (85-88)
MOORE, Jerome, OF (11)*
MOORE, Matt, LHP (23-24)
MORALES, Kendrys, INF (06-12)+
MORALES, Osmer, RHP (18)
MORAN, Billy, INF (61-64)*
MORAN, Brian, LHP (22)
MORENO, Angel, LHP (81-82)*
MORENO, Jose, INF/DH (82)+
MORGAN, Tom, RHP (61-63)
MORIN, Mike, RHP (14-17)
MORONTA, Reyes, RHP (23)
MORRIS, Akeel, RHP (18)
MORRIS, John, OF (92)*
MORTON, Bubba, OF (66-69)+
MOSEBACH, Bobby, RHP (09)
MOSELEY, Dustin, RHP (06-09)
MOSELEY, Jerry, C (71)*
MOTTON, Curt, OF (72)*
MUSTAKAS, Mike, INF (23)*
MULLINIKS, Rance, INF (77-79)*
MURPHY, David, OF (15)*
MURPHY, Tom, RHP (68-72)*

MURPHY, Tommy, OF (06-07)+
MURRAY, Eddie, INF/DH (97)+
MYERS, Greg, C (92-95)*

-N-

NAPOLI, Mike, C (06-10)+
NARRON, Jerry, C (83-86)*
NAUGHTON, Paddy, LHP (21)
NAVA, Daniel, OF (16)+
NAVARRO, Elen, INF/OF (11-15)+
NAVARRO, Julio, RHP (62-64)
NELSON, Chris, INF (13)*
NELSON, Gene, RHP (93)
NELSON, Mel, LHP (63)
NETO, Zach, INF (23-24)*
NETTLES, Morris, OF (74-75)*
NEVIN, Phil, INF/C (98)*
NEWMAN, Fred, RHP (62-67)
NIELSEN, Jerry, LHP (93)
NIEVES, Jose, INF (05)*
NIEVES, Kirk, OF (01-02)
NOBOA, Nolan, INF (88)*
NOJAN, Gary, RHP (77)*
NOLASCO, Ricky, RHP (16-17)
NORDBROOK, Tim, INF (76)*
NORRIS, Bud, RHP (17)
NUXHALL, Joe, LHP (62)*

-O-

OBERHOLTZER, Brett, LHP (16)
OBERKELL, Ken, INF/OF (92)*
O'BERRY, Mike, C (83)*
O'BRIEN, Charlie, C (98-99)*
O'BRIEN, Syd, INF (71-72)*
OCHOA, Alex, OF (02)*
O'DAY, Darren, RHP (08)
O'HOPPE, Logan, C (22-24)*
OHTANI, Shohei, DH/RHP (18-23)*
OKEY, Chris, C (93)*
OLIVARES, Omar, RHP (98-99)*
OLIVER, Bob, INF/OF (72-74)*
OLIVER, Darren, LHP (07-09)
O'MALLEY, Shawn, INF (14)+
ORTEGA, Anthony, RHP (09)
ORTEGA, Oliver, RHP (21-23)
ORTEGA, Phil, RHP (69)
ORTEGA, Rafael, OF (16)*
ORTIZ, Ramon, RHP (99-04)
ORTON, John, C (89-93)*
OSINSKI, Dan, RHP (62-64)
O'SULLIVAN, Sean, RHP (09-10)
OTT, Ed, C (81)*
OVERY, Mike, RHP (76)
OWEN, Spike, INF (94-95)+
OWENS, Eric, OF (03)*
OYLER, Ray, INF (70)*

-P-

PACTWA, Joe, LHP (75)
PADLO, Kevin, INF (23)*
PALMEIRO, Orlando, OF (95-02)*
PALMER, Matt, RHP (09-11)
PAREDES, Eduardo, RHP (17-18)
PARIS, Kyren, INF (23-24)*
PARKER, Blake, RHP (17-18)
PARKER, Billy, INF (71-73)*
PARKER, Dave, DH (91)*
PARKER, Jarrett, OF (19)*
PARRISH, Lance, C (89-92)*
PATEK, Fred, INF (80-81)*
PATTERSON, Bob, RHP (94-95)
PATTERSON, Ken, LHP (93-94)
PATTIN, Marty, RHP (68)
PAUL, Josh, C (04-05)*
PAULEY, David, RHP (12)
PEARSON, Albie, OF (61-66)*
PEGUERO, Elvis, RHP (21-22)
PENIA, Felix, RHP (18-21)
PENIA, Orlando, RHP (74-75)
PENNINGTON, Brad, LHP (96)
PENNINGTON, Cliff, INF (16-17)+
PERALTA, Joel, RHP (05)
PERCIVAL, Troy, RHP (95-04)
PEREZ, Carlos, C (15-17)*
PEREZ, Eduardo, INF (93-95)*
PEREZ, Marty, INF (69-70)*

PERISMA, Matt, LHP (97)
PERRANOSKI, Ron, LHP (73)
PERRY, Bob, OF (63-64)*
PESTANO, Winnie, RHP (14-15)
PETERS, Dillon, LHP (19-20)
PETKOVSEK, Mark, RHP (99-00)
PETRICKA, Jake, RHP (21)
PETRY, Dan, RHP (88-89)
PETTIT, Gregorio, INF (16)*
PETTIT, Yusemie, RHP (17)
PETTIT, Gary, OF (09-11)*
PETTIT, Chris, OF (82-87)*
PHILLIPS, Brandon, INF (17)*
PHILLIPS, Brett, OF (23)*
PHILLIPS, Tony, OF/DH (95; 97)*
PICCIOLO, Rob, INF (84)*
PICHE, Ron, RHP (65)
PIERSALL, Jimmy, OF (67-67)*
PILLAR, Horacio, OF (24)*
PINA, Kevin, RHP (74)
PINERO, Joel, RHP (70-71)
PINSON, Vada, OF (11-13)
PLESAC, Zach, RHP (24)
POLIDORI, Gustavo, INF (85-88)*
POLONIA, Luis, OF (90-93)*
POTE, Lou, RHP (99-02)
POUNDERS, Brooks, RHP (17)
POWER, Vic, INF (64-65)*
PRIDY, Bob, RHP (66)*
PRIDE, Curtis, OF (04-06)*
PRIETO, Chris, OF (05)*
PRINZ, Brett, RHP (05)
PRITCHETT, Chris, INF (96, 98-99)*
PUELLO, Cesar, OF (87, 19)*
PUJOLS, Albert, INF (12-21)*

-Q-

QUINN, Mel, RHP (70-72)
QUINLAN, Jose, LHP (20-24)
QUINLAN, Robb, INF/OF (03-10)
QUINTANA, Jose, LHP (21)
QUINTANA, Luis, LHP (74-75)

-R-

RAMIREZ, Horacio, LHP (11)
RAMIREZ, JC, RHP (16-19)
RAMIREZ, Julio, OF (02)
RAMIREZ, Noel, RHP (17-20)
RAMIREZ, Orlando, INF (74-77, 79)*
RAMOS, AJ, RHP (21)
RAMOS, Cesar, LHP (15)
RAMOS, Domingo, INF/OF (88)*
RAMSEY, Matt, RHP (19)
RANEW, Merritt, C (65)*
RAPP, Pat, RHP (01)
RASMUSS, Cory, LHP (13-16)
RAU, Doug, LHP (81)
RAY, Johnny, INF (87-90)+
RAZIANO, Barry, RHP (74)
REDFIELD, Joe, INF (88)*
REED, Howie, RHP (66)
REICHARDT, Rick, OF (64-70)*
REMY, Jerry, INF (75-77)*
RENDON, Anthony, INF (20-24)*
RENFROE, Hunter, OF (23)
RENGIFO, Luis, INF (19-24)+
RENKO, Steve, RHP (81-82)
REPOZ, Roger, INF/OF (67-72)*
RESOP, Chris, RHP (07)
RETTENMUND, Merv, OF/DH (78-80)*
REUSS, Jerry, RHP (87)
REVERE, Ben, OF (17)*
REYES, Gerardo, RHP (22-23)
REYES, Jo, LHP (15)
REYNOLDS, Archie, RHP (71)
REYNOLDS, Harold, INF (94)*
REYNOLDS, Tommie, OF (70-71)*
RICE, Del, C (61)*
RICHARDS, Garrett, RHP (11-18)
RICHARDSON, Jeff, RHP (90)
RIGGS, Adam, INF (03-04)*
RIVERA, Juan, OF (05-10)*
RIVERA, Rene, C (18)
RIVERS, Mickey, OF (70-75)*
ROBERTSON, Daniel, OF (15)*
ROBERTSON, Rich, LHP (98)



ANGELS RECORDS

ROBINSON, Don, RHP ('92)
 ROBINSON, Frank, OF/DH ('73-74)*
 ROBINSON, Jeff, RHP ('91)
 ROBINSON, Shane, OF ('16-17)*
 ROBLES, Hansel, RHP ('18-20)
 RODGER, Buck, C ('61-69)*
 RODNEY, Fernando, RHP ('10-11)
 RODRIGUEZ, Aurelio, INF ('67-70)*
 RODRIGUEZ, Chris, RHP ('21-23)
 RODRIGUEZ, Ellis, C ('74-75)*
 RODRIGUEZ, Fernando, RHP ('09)
 RODRIGUEZ, Francisco J., RHP ('02-08)
 RODRIGUEZ, Francisco, RHP ('10-11)
 RODRIGUEZ, José, RHP ('19-20)
 RODRIGUEZ, Rafael, RHP ('09-10)
 RODRIGUEZ, Rich, LHP ('03)
 RODRIGUEZ, Sean, INF ('08-09)*
 ROJAS, Jose, INF ('21-22)*
 ROJAS, Minnie, RHP ('66-68)
 ROMANICK, Ron, RHP ('84-86)
 ROMERO, J.C., LHP ('06)
 ROMINE, Andrew, INF ('10-13)*
 ROMINE, Austin, C ('22)*
 ROOF, Phil, C ('65)*
 ROSE, Bobby, INF ('89-92)*
 ROSE, Don, RHP ('72)
 ROSENBERG, Kenny, LHP ('22-24)
 ROSS, Gary, RHP ('75-77)
 ROTH, Michael, LHP ('13-14)
 ROWEN, Ben, RHP ('21)
 RUBIO, Jorge, RHP ('66-67)
 RUDI, Joe, OF ('77-80)*
 RUCINSKI, Drew, RHP ('14-15)
 RUHL, Vern, RHP ('86)
 RUIZ, Chico, INF ('70-71)*
 RYAL, Mark, OF ('86-87)*
 RYAN, Brendan, INF ('16)*
 RYAN, Michael, OF ('10)*




Nolan Ryan

RYAN, Nolan, RHP ('72-79)

-S-

SADOWSKI, Bob, LHP ('63)
 SADOWSKI, Ed, C ('61-63)*
 SALAS, Fernando, RHP ('14-16)



Tim Salmon

SALMON, Tim, OF ('92-06)*
 SAMPEN, Bill, RHP ('94)
 SANCHEZ, Luis, RHP ('81-85)
 SANDERS, Ken, RHP ('74)
 SANDERSON, Scott, RHP ('93, '95-96)
 SANDOVAL, Freddy, INF ('08-09)*
 SANDOVAL, Patrick, LHP ('19-24)
 SANDS, Charlie, C/DH ('73-74)*
 SANFORD, Jack, RHP ('65-67)
 SANÓ, Miguel, INF ('24)*
 SANTANA, Ervin, RHP ('05-12)
 SANTIAGO, Hector, LHP ('14-16)
 SATRIANO, Tom, INF ('61-69)*

SAUNDERS, Joe, LHP ('05-10)
 SCHAAL, Paul, INF ('64-68, '74)*
 SCHANUEL, Nolan, INF ('23-24)*
 SCHEBLER, Scott, OF ('21)
 SCHEINBLUM, Richie, OF/DH ('74-74)*
 SCHIMPF, Ryan, INF ('18)*
 SCHMIDT, Jeff, RHP ('96)
 SCHOENEWEIS, Scott, LHP ('99-03)
 SCHOFIELD, Dick, INF ('93-92)*
 SCHROEDER, Bill, C/INF ('89-90)*
 SCHU, Rick, INF ('90)*
 SCHULER, Dave, LHP ('79-80)
 SCHWARZ, Jeff, RHP ('94)
 SCIONIER, Daryl, INF/DH ('81-85)*
 SCOTT, Darryl, RHP ('93)
 SCOTT, Mickey, LHP ('75-77)
 SCRIBNER, Troy, RHP ('17)
 SEGURA, Jean, INF ('12)*
 SELE, Aaron, RHP ('02-04)
 SELLS, Dave, RHP ('72-75)
 SELMA, Dick, RHP ('74)
 SELMAN, Sam, LHP ('21)
 SEMPROCH, Roman, RHP ('61)
 SERRANO, Alex, RHP ('08)
 SHANK, Harvey, RHP ('70)
 SHEETS, Andy, INF ('99)*
 SHERRY, Larry, RHP ('68)
 SHIELDS, Scot, RHP ('01-10)
 SHIPLEY, Craig, INF ('98)*
 SHOCKLEY, Costen, INF ('65)*
 SHOEMAKER, Matt, RHP ('13-18)
 SHUCK, J.B., OF ('13-14)*
 SIEBERN, Norm, INF ('66)*
 SIERRA, Magneuris, OF ('22)*
 SILESTE, Chase, RHP ('22-24)
 SILVEREO, Tomas, OF ('70-72)*
 SILVESTRI, Dave, INF ('99)*
 SIMMONS, Andreton, INF ('16-20)*
 SIMMONS, Curt, LHP ('67)
 SIMPSON, Dick, OF ('62, '64-65)*
 SIMPSON, Wayne, RHP ('77)
 SINGER, Bill, RHP ('73-75)
 SKAGGS, Dave, C ('80)*
 SKAGGS, Tyler, LHP ('14-19)
 SKOWRON, Bill, INF ('67)*
 SLATON, Jim, RHP ('84-86)
 SLAUGHT, Don, C ('96)*
 SLEAGERS, Aaron, RHP ('21)
 SMITH, B.G., OF ('65)*
 SMITH, Billy, INF ('75-76)*
 SMITH, D.W., RHP ('84-85)
 SMITH, Dwight, OF ('94)*
 SMITH, Joe, RHP ('14-16)
 SMITH, Kevan, C ('19)*
 SMITH, Lee, RHP ('95-96)
 SMITH, Willie, LHP ('64-66)
 SNOW, J.T., INF ('93-96)*
 SOJO, Luis, INF ('91-92)*
 SORIANO, José, RHP ('23-24)
 SOTO, Elliot, INF ('20)*
 SOTO, Livan, INF ('22-23)*
 SOTO, Geovany, C ('16)*
 SOLAITA, Tony, INF/DH ('76-78)*
 SORESENSEN, Zach, OF ('05)*
 SPANGLER, Al, OF ('65-66)*
 SPARKS, Steve, RHP ('98-99)
 SPEIER, Justin, RHP ('07-09)
 SPENCER, Jim, INF ('68-73)*
 SPIEZIO, Scott, INF/DH ('00-03)*
 SPRING, Jack, LHP ('61-64)
 SPRINGER, Dennis, RHP ('96-97)
 SPRINGER, Russ, RHP ('93-95)
 SPROUT, Bob, LHP ('61)
 STANGE, Daniel, RHP ('13)
 STANTON, Leroy, OF ('72-76)*
 STASSI, Max, C ('19-23)*
 STEFANIC, Michael, INF ('22-24)*
 STEIRER, Ricky, RHP ('82-84)
 STELMASZEK, Rick, C ('73)*
 STEPHENSON, John, C ('71-73)*
 STEVENS, Lee, INF ('90-92)*
 STEWART, Ian, INF ('14)*
 STILLWELL, Kurt, INF ('93)*
 STOCKER, Kevin, INF ('00)*
 STOKES, Brian, RHP ('10)

STONEMAN, Bill, RHP ('74)
 STRATTON, Chris, RHP ('19)
 STREET, Huston, RHP ('14-17)
 STRICKLAND, Hunter, RHP ('21, '24)
 STUART, Dick, INF ('69)*
 STUBING, Moose, INF ('67)*
 SUAREZ, José, LHP ('19-24)
 SUKADIS, Bill, DH ('75)*
 SUKLA, Ed, RHP ('64-65)
 SUTTON, Don, RHP ('85-87)*
 SUZUKI, Kurt, C ('21-22)*
 SWAN, Craig, RHP ('84)
 SWINGLE, Paul, RHP ('93)
 SYNDERGAARD, Noah, RHP ('22)

-T-

TAKAHASHI, Hisanori, LHP ('11-12)
 TANANA, Frank, LHP ('73-80)
 TANNER, Chuck, OF ('61-62)*
 TATUM, Jarvis, OF ('68-70)*
 TATUM, Ken, RHP ('69-70)
 TAYLOR, Andrew, LHP ('12)
 TAYLOR, Bob, C ('67)*
 TAZAWA, Junichi, RHP ('18)
 TEHERAN, Julio, RHP ('20)
 TEIXEIRA, Mark, INF ('08)*
 TEODOSIO, Bryce, OF ('24)*
 TEPERA, Ryan, RHP ('22-23)
 THAIS, Matt, INF/C ('19-24)*
 THATCHER, Joe, LHP ('14)
 THOMAS, Derrel, INF/OF ('84)*
 THOMAS, Dillon, OF ('22)*
 THOMAS, George, OF ('61-63)*
 THOMAS, Lee, INF/OF ('61-64)*
 THOMPSON, Jason, INF/DH ('80)*
 THOMPSON, Rich, RHP ('07-12)*
 THON, Dickie, INF ('79-80)*
 THRONEBERRY, Faye, OF ('61)*
 TIAIT, Luis, RHP ('82)
 TINGLEY, Ron, C ('89-93)*
 TORBORG, Jeff, C ('71-73)*
 TORRES, Felix, INF ('62-64)*
 TORRES, Rusty, OF ('76-77)*
 TOUSSAINT, Touki, RHP ('22)
 TOVAR, Wilfredo, INF ('19)*
 TRAVERS, Bill, LHP ('81-83)
 TREVINO, Bobby, OF ('68)*
 TROPEANO, Nick, RHP ('15-19)
 TROUT, Mike, OF ('11-24)*
 TRUMBO, Mark, INF ('10-13)*
 TUCKER, Cole, INF/OF ('24)*
 TURLEY, Bob, RHP ('63)
 TURNBOW, Derrick, RHP ('00, '03)
 TURNER, Chris, C ('93-97)*
 TURNER, Ken, LHP ('67)
 TYLER, Kyle, RHP ('21)

-U-

UNROE, Tim, INF/OF ('99)*
 UPTON, Justin, OF ('17-21)*
 URSHELA, Gio, INF ('23)*

-V-

VALBUENA, Luis, INF ('17-18)*
 VALDES, Ismael, RHP ('01)
 VALDEZ, Cesar, RHP ('22)
 VALDEZ, Jose, RHP ('16-17)
 VALENTINE, Bobby, OF ('73-75)*
 VALENTINE, Ellis, OF ('83)*
 VALENZUELA, Fernando, LHP ('91)
 VALERA, Julio, RHP ('92-95)
 VAN BURKLEO, Ty, INF ('93)*
 VAN RYN, Ben, LHP ('96)
 VARGAS, Jason, LHP ('13)
 VAUGHAN, Mo, INF/DH ('99-01)*
 VELARDE, Randy, INF ('96-99)*
 VELAZQUEZ, Andrew, INF ('22-23)*
 VELAZQUEZ, Gil, INF ('11)*
 VENABE, Max, OF ('89-91)*
 VERHOEVEN, John, RHP ('76-77)
 VERHONSON, Shane, OF ('15)*
 VILLAR, Jonathan, INF ('22)*
 VINSON, Charlie, INF ('66)*
 VOSS, Bill, OF ('69-70)*

-W-

WADE, Tyler, INF ('22)*
 WAGAMAN, Eric, INF ('24)*
 WAGNER, Leon, OF ('61-63)*
 WALBECK, Matt, C ('98-00)*
 WALDEN, Jordan, RHP ('10-12)
 WALEWANDER, Jim, INF ('93)*
 WALKER, Chico, OF ('88)*
 WALKER, Tom, RHP ('77)
 WALL, Donne, RHP ('02)
 WALL, Josh, RHP ('14)
 WALLACE, Don, INF ('67)*
 WALLACH, Chad, C ('22-23)*
 WALLACH, Tim, INF ('96)*
 WALSH, Jared, INF ('19-23)*
 WALTERS, Nash, RHP ('22)
 WALTON, Jerome, OF ('93)*
 WANTZ, Andrew, RHP ('21-24)
 WANTZ, Dick, RHP ('65)
 WARD, Bryan, LHP ('00)
 WARD, Taylor, INF ('84)*
 WARNER, Jack, OF ('66)*
 WARREN, Austin, RHP ('21-23)
 WASHBURN, Greg, RHP ('69)
 WASHBURN, John, RHP ('98-05)
 WASHINGTON, Claudel, OF ('89-90)*
 WASHINGTON, Allen, LHP ('97-98)
 WATSON, Tony, LHP ('21)
 WEABER, Eric, RHP ('00)
 WEAVER, Jeff, RHP ('06)
 WEAVER, Jared, RHP ('06-16)
 WEAVER, Jim, LHP ('67-68)
 WEBB, Jacob, RHP ('23)
 WEBER, Ben, RHP ('00-04)
 WEISS, Zack, RHP ('22-23)
 WELLS, Vernon, OF ('11-12)*
 WELBS, John, INF ('67)*
 WESSON, Barry, OF ('03)*
 WHEELLOCK, Gary, RHP ('76)
 WHITE, Devon, OF ('85-90)*
 WHITEFIELD, Aaron, OF ('22)*
 WHITMER, Dan, C ('80)*
 WILFONG, Rob, INF ('82-86)*
 WILHELM, Hoyt, RHP ('69)
 WILK, Adam, LHP ('15)
 WILLHITE, Nick, LHP ('67)
 WILLIAMS, Jerome, RHP ('11-13)
 WILLIAMS, Mitch, LHP ('95)
 WILLIAMS, Reggie, OF ('92, '98-99)*
 WILLIAMS, Shad, RHP ('96-97)
 WILLITS, Reggie, OF ('06-11)*
 WILSHUSEN, Terry, RHP ('73)
 WILSON, Bobby, C ('08-12)*
 WILSON, C.J., LHP ('12-15)
 WILSON, Chris, C ('87)*
 WILSON, Trevor, LHP ('98)
 WINDHORN, Gordon, OF ('62)*
 WINFIELD, Dave, OF/DH ('90-91)*
 WISE, Matt, RHP ('00-03)
 WITT, George, RHP ('62)

-Y-

YAN, Esteban, RHP ('05-06)
 YATES, Kirby, RHP ('17)
 YOST, Eddie, INF ('61-62)
 YOUNG, Chris, OF ('18)
 YOUNG, Cliff, RHP ('90-91)
 YOUNG, JR, Eric, INF/OF ('17-18)*

-Z-

ZAHN, Geoff, LHP ('81-85)
 ZASTRYZNY, Rob, LHP ('22)
 ZEGERIAHN, Ryan, RHP ('24)
 ZUNIGA, Guillo, RHP ('24)



Mike Witt

WITT, Mike, RHP ('81-90)
 WOLF, Wally, RHP ('69-70)
 WONG, Kean, INF ('19, '21)*
 WOOD, Blake, RHP ('17-18)
 WOOD, Brandon, INF ('07-11)*
 WOODS, Jake, LHP ('05)
 WOOSTEN, Shawn, C/INF ('00-03)*
 WRIGHT, Clyde, LHP ('66-73)
 WRIGHT, Daniel, RHP ('16-17)
 WRIGHT, Wesley, LHP ('15)
 WYNEGAR, Butch, C ('87-88)*
 WYNNIE, Billy, RHP ('71)

ANGELS OPENING DAY LINEUPS

ANGELS RECORDS



| | | | | | | | |
|--|--|--|--|--|---|--|--|
| 1961 Yost, 3B Aspromonte, 2B Pearson, RF Kluszewski, 1B Cerv, LF Hunt, CF Brickell, SS Rice, C Grba, P W, 7-1 @ BAL | 1962 Pearson, RF Fregosi, SS L. Thomas, CF Wagner, LF Torres, 3B Hunt, 3B Rodgers, C Moran, 2B Grba, P L, 2-1 @ CWS | 1963 Pearson, CF Koppe, SS L. Thomas, 1B Wagner, LF Rodgers, C G. Thomas, RF Simpson, CF Fregosi, SS McBride, P W, 4-1 vs. BOS @ L.A. | 1964 Pearson, LF Moran, 2B Fregosi, SS Adcock, 1B L. Thomas, RF Rodgers, C Simpson, CF Knoop, 2B McBride, P W, 4-0 @ WAS | 1965 Cardenal, CF Moran, 2B Smith, LF Shockley, 1B Clinton, RF Rodgers, C Schaal, 3B Knoop, 2B Newman, P L, 7-1 vs. CLE @ L.A. | 1966 Cardenal, CF Fregosi, SS Fregosi, SS Adcock, 1B Reichardt, LF Warner, RF Schaal, 3B Knoop, 2B Chance, P L, 2-2 (14 inn.) @ CWS | 1967 Schaal, 3B Fregosi, SS Hall, RF Reichardt, LF Mincher, 1B Cardenal, CF Rodgers, C Knoop, 2B Brunet, P W, 4-2 vs. DET @ Anaheim | 1968 Schaal, 3B Fregosi, SS Mincher, 1B Hinton, RF Reichardt, LF Repoz, CF Rodgers, C Knoop, 2B Brunet, P L, 1-0 @ NYY |
| 1969 Voss, RF Fregosi, SS Reichardt, CF Johnstone, CF Stuart, 1B Rodriguez, 3B Satriano, C Knoop, 2B McGlothlin, P L, 4-3 vs. Sea. Pilots @ Anaheim | 1970 Alomar, 2B Fregosi, SS Voss, RF A. Johnson, LF Spencer, 1B Repoz, CF Acque, C Rodriguez, 3B Messersmith, P W, 12-0 @ MIL | 1971 Alomar, 2B Fregosi, SS A. Johnson, LF Conigliaro, RF Spencer, 1B McMullen, 3B Mulliken, 3B Moses, C Berry, CF Wright, P L, 4-1 vs. KC @ Anaheim | 1972 Alomar, 2B Rivers, CF Cardenas, SS Spencer, 1B McMullen, 3B Pinson, LF Stanton, RF Torborg, C Messersmith, P W, 1-0 vs. TEX @ Anaheim | 1973 Grabarkewitz, 3B Valentine, SS Pinson, RF Robinson, LF McCraw, DH Spencer, 1B Berry, CF Stephenson, C Alomar, 2B Ryan, P W, 3-2 vs. KC @ Anaheim | 1974 Rivers, CF Doyle, 2B Valentine, LF Robinson, DH Epstein, 1B Oliver, 3B Stanton, RF Rodriguez, C Chalk, SS Ryan, P W, 8-2 @ CWS | 1975 Nettles, CF Rivers, LF Harper, DH Bochte, 1B Melton, DH Lahoud, RF Chalk, 3B Rodriguez, C Remy, 2B Ramirez, SS Ryan, P W, 3-2 vs. KC @ Anaheim | 1976 Collins, LF Remy, 2B Bochte, 1B Melton, DH Hermann, C Stanton, RF Chalk, 3B Torres, CF Ramirez, SS Tanana, P L, 5-2 vs. OAK @ Anaheim |
| 1977 Remy, 2B Grich, SS Bonds, RF Baylor, DH Rudi, LF Solaita, 1B Bochte, CF Chalk, 3B Humphrey, C Tanana, P W, 7-0 @ SEA | 1978 Miller, RF Grich, 2B Bostock, CF Rudi, LF Baylor, DH Fairly, 1B Chalk, 3B Mulliniks, SS Humphrey, C Tanana, P W, 1-0 vs. OAK @ Anaheim | 1979 Miller, CF Ford, RF Carew, 1B Baylor, DH Rudi, LF Lansford, 3B Grich, 2B Mulliniks, SS Tanana, P L, 5-4 @ SEA | 1980 Collins, CF Lansford, 3B Ford, RF Baylor, DH Carew, 1B Downing, C Rudi, LF Grich, 2B Patek, SS Frost, P W, 10-2 vs. CLE @ Anaheim | 1981 Carew, 1B Burleson, SS Lynn, CF Baylor, DH Ford, RF Downing, C Brunansky, LF Grich, 2B Hobson, 3B Zahn, P W, 6-2 @ SEA | 1982 Burleson, SS Lynn, CF Carew, 1B Jackson, RF Baylor, DH DeCinces, 3B Downing, LF Foli, 2B Boone, C Forsch, P L, 3-2 (11 inn.) @ OAK | 1983 Downing, LF Clark, RF Scionics, 1B Beniquez, LF DeCinces, 3B Lynn, CF Grich, 2B Schofield, SS Boone, C Pettis, CF Forsch, P W, 3-2 vs. MIL @ Anaheim | 1984 Downing, DH Carew, 1B Beniquez, LF DeCinces, 3B Lynn, CF Grich, 2B Schofield, SS Boone, C Pettis, CF Forsch, P W, 2-1 vs. BOS @ Anaheim |
| 1985 Carew, 1B Beniquez, LF Grich, 2B DeCinces, 3B Downing, DH Jackson, RF Schofield, SS Boone, C Pettis, CF Witt, P L, 6-2 vs. MIN @ Anaheim | 1986 Grich, 2B Jones, RF Joyner, RF Jackson, DH DeCinces, 3B Downing, LF Burleson, SS Boone, C Pettis, CF Witt, P L, 8-4 (10 inn.) @ SEA | 1987 Downing, DH Joyner, 1B DeCinces, RF White, LF Wynegar, C Schofield, SS Pettis, CF McLemore, 2B Witt, P W, 7-1 vs. SEA @ Anaheim | 1988 McLemore, 2B Ray, LF Davis, RF Joyner, 1B Downing, DH White, CF Howell, SS Boone, C Schofield, SS Witt, P L, 8-5 vs. CWS @ Anaheim | 1989 Downing, DH Ray, 2B White, CF Joyner, 1B Davis, DH Bichette, LF White, CF Parrish, C Howell, SS Schofield, SS Witt, P L, 9-2 vs. CWS @ Anaheim | 1990 White, CF Ray, 2B Joyner, 1B Davis, DH Bichette, LF Washington, RF Parrish, C Schu, 3B McLemore, SS Bivleyn, P L, 7-4 vs. SEA @ Anaheim | 1991 Polonia, LF Sojo, 2B Joyner, 1B Winfield, RF Parlier, DH Gauetti, 3B Gaetti, 3B Felix, CF Schofield, SS Finley, P W, 3-2 @ SEA | 1992 Polonia, LF Felix, CF Hayes, RF Brooks, DH Stevens, 1B Gaetti, 3B Parrish, C Rose, 2B DiSarcina, SS Langston, P L, 10-4 vs. CWS @ Anaheim |
| 1993 Polonia, LF Curtis, CF Snow, 1B Davis, DH Glaus, 3B Gonzales, 3B Easley, 2B Reynolds, SS Orton, C Langston, P W, 3-1 vs. MIL @ Anaheim | 1994 Curtis, CF Easley, 2B Salmon, RF Davis, DH Salmon, RF Perez, 3B Myers, C Reynolds, 2B DiSarcina, SS Langston, P W, 8-2 @ MIN | 1995 Phillips, LF Easley, 2B Edmonds, CF Davis, DH Salmon, RF Perez, 3B Snow, 1B Allanson, C DiSarcina, SS Finley, P L, 5-4 vs. DET @ Anaheim | 1996 Velarde, 2B Edmonds, CF Salmon, RF Davis, DH Snow, 1B Anderson, LF Arias, 3B Fragages, C DiSarcina, SS Finley, P L, 15-5 vs. MIL @ Anaheim | 1997 Erstad, 1B Alicia, 2B Edmonds, CF Salmon, RF Felder, DH Anderson, LF Murray, DH Leyritz, C DiSarcina, SS Langston, P L, 6-5 vs. BOS @ Anaheim | 1998 Erstad, 1B Edmonds, CF Salmon, RF Felder, DH Anderson, LF Martin, 2B Walbeck, C DiSarcina, SS Finley, P W, 4-3 vs. NYY @ Anaheim | 1999 Erstad, LF Velarde, 2B Vaughn, 1B Salmon, RF Anderson, CF Greene, DH Glaus, 3B Walbeck, C Sheets, SS Belcher, P W, 6-5 vs. CLE @ Anaheim | 2000 Erstad, LF Kennedy, 2B Vaughn, 1B Salmon, RF Anderson, CF Greene, DH Glaus, 3B Walbeck, C DiSarcina, SS Hill, P L, 3-2 vs. NYY @ Anaheim |
| 2001 Erstad, CF Gil, SS Salmon, RF Glaus, 3B Anderson, LF Hill, DH B. Molina, C Spiezo, 1B Eckstein, 2B Schoenewyn, P L, 3-2 @ TEX | 2002 Eckstein, SS Erstad, CF Salmon, RF Anderson, LF Glaus, 3B Fullmer, DH Spiezo, 1B B. Molina, C Gil, 1B Kennedy, 2B Washburn, P L, 6-0 vs. CLE @ Anaheim | 2003 Eckstein, SS Erstad, CF Salmon, RF Anderson, LF Fullmer, DH Glaus, 3B Spiezo, 1B B. Molina, C Kennedy, 2B Lackey, P L, 6-3 vs. TEX @ Anaheim | 2004 Eckstein, SS Erstad, CF Guerrero, RF Anderson, CF Glaus, 3B Guillen, LF Salmon, DH J. Molina, C Kennedy, 2B Lackey, P W, 10-5 @ SEA | 2005 Erstad, 1B DaVanon, DH Guerrero, RF Anderson, LF Finley, CF Quinlan, 3B Cabrera, SS B. Molina, C Figgins, 2B Colon, P W, 2-1 vs. TEX @ Anaheim | 2006 Figgins, 2B Cabrera, SS Anderson, DH Guerrero, RF Rivera, LF Erstad, CF Kotchman, 1B Cabrera, SS J. Molina, C Kennedy, 2B Colon, P W, 5-4 @ SEA | 2007 Matthews Jr., CF Cabrera, SS Guerrero, RF Anderson, LF Hillenbrand, DH Kotchman, 1B Kendrick, 2B Napoli, C Izturis, 3B Weaver, P W, 4-1 vs. TEX @ Anaheim | 2008 Figgins, 2B Matthews Jr., DH Guerrero, RF Anderson, LF Hiller, CF Kotchman, 1B Kendrick, 2B Napoli, C Izturis, 3B Weaver, P L, 2-3 @ MIN |
| 2009 Figgins, 3B Kendrick, 2B Abreu, RF Guerrero, DH Hunter, CF Morales, 1B Rivera, LF Mathis, C Aybar, SS Saunders, P W, 3-0 vs. OAK @ Anaheim | 2010 Aybar, SS Abreu, RF Matsu, DH Morales, 1B Rivera, LF Kendrick, 2B Wood, 3B Mathis, C Weaver, P W, 6-3 vs. MIN @ Anaheim | 2011 Izturis, 3B Kendrick, 2B Abreu, DH Hunter, RF Wells, LF Aybar, SS Trumbo, 1B Mathis, C Bourjos, CF Weaver, P W, 4-2 @ KC | 2012 Aybar, SS Kendrick, 2B Hunter, RF Wells, LF Morales, DH Trumbo, 1B Mathis, C Bourjos, CF Weaver, P W, 4-0 vs. KC @ Anaheim | 2013 Trout, CF Aybar, SS Pujols, 1B Hamilton, RF Trumbo, LF Kendrick, 2B Callaspo, 3B Iannetta, C Weaver, P W, 3-1 (13 inn.) @ CIN | 2014 Calhoun, RF Trout, CF Pujols, 1B Hamilton, RF Freese, 3B Ibanez, DH Kendrick, 2B Callaspo, 3B Iannetta, C Bourjos, CF Weaver, P L, 3-10 vs. SEA @ Anaheim | 2015 Calhoun, RF Trout, CF Pujols, 1B Joyce, LF Freese, 3B Aybar, SS Cron, DH Iannetta, C Giavotella, 2B Weaver, P L, 4-1 @ SEA | 2016 Escobar, 3B Nava, LF Trout, CF Pujols, DH Calhoun, RF Cron, 1B Simmons, SS Perez, C Giavotella, 2B Richards, P L, 0-9 vs. CHO @ Anaheim |
| 2017 Escobar, 3B Calhoun, RF Trout, CF Pujols, DH Cron, 1B Maybin, LF Simmons, SS Espinoza, 2B Maldonado, C Nolasco, P L, 2-4 @ OAK | 2018 Cozart, 2B Calhoun, RF Bour, 1B Pujols, DH Calhoun, RF Simmons, SS Valbuena, 3B Oltani, DH Maldonado, C Richards, P L, 5-6 (11 inn.) @ OAK | 2019 Calhoun, RF Bour, 1B Simmons, SS Pujols, DH Cozart, 2B La Stella, 2B Bourjos, LF Cahill, P L, 0-4 @ OAK | 2020 Fletcher, 3B Oltani, DH Bour, 1B Upton, LF La Stella, 2B Pujols, 1B J. Iglesias, SS Lucroy, SS Goodwin, RF Heaney, P L, 3-7 (10 inn.) @ OAK | 2021 Fletcher, 3B Oltani, DH Trout, CF Rendon, 3B Upton, LF Pujols, 1B J. Iglesias, SS Lucroy, SS Fowler, RF Bundy, P W, 4-3 vs. CWS @ Anaheim | 2022 Ohtani, DH/P Rendon, 3B Duffy, 2B Adell, LF Walsh, 1B Stassi, C Lucroy, SS Fletcher, SS L, 1-3 vs. HOU @ Anaheim | 2023 Ward, LF Trout, CF Ohtani, DH/P Rendon, 3B Renfro, RF Rengifo, 2B Uhrh, SS O'Hoppe, C L, 1-2 @ OAK | 2024 Rendon, 3B Trout, CF Ohtani, DH/P Ward, LF Drury, 2B Schanuel, 1B Sand, DH Uhrh, SS O'Hoppe, C Neto, SS Sandoval, P L, 3-11 @ BAL |



CLUB HISTORY

AVERAGE ★

| | |
|----------------------|-------------|
| 1. Vladimir Guerrero | .319 |
| 2. Rod Carew | .314 |
| 3. MIKE TROUT | .299 |
| 4. Garret Anderson | .296 |
| 5. Howie Kendrick | .292 |
| 6. Chone Figgins | .291 |
| 7. Wally Joyner | .286 |
| 8. Darin Erstad | .286 |
| 9. Tim Salmon | .282 |
| 10. Adam Kennedy | .280 |

EXTRA-BASE HITS

| | |
|----------------------|------------|
| 1. Garret Anderson | 796 |
| 2. MIKE TROUT | 743 |
| 3. Tim Salmon | 662 |
| 4. Brian Downing | 526 |
| 5. Albert Pujols | 437 |
| 6. Darin Erstad | 423 |
| 7. Jim Fregosi | 404 |
| 8. Vladimir Guerrero | 377 |
| 9. Bobby Grich | 357 |
| 10. Howie Kendrick | 357 |

STRIKEOUTS

| | |
|----------------------|--------------|
| 1. MIKE TROUT | 1,485 |
| 2. Tim Salmon | 1,360 |
| 3. Garret Anderson | 1,117 |
| 4. Kole Calhoun | 862 |
| 5. Jim Fregosi | 835 |
| 6. Darin Erstad | 796 |
| 7. Troy Glaus | 784 |
| 8. Howie Kendrick | 761 |
| 9. Brian Downing | 759 |
| 10. Bobby Grich | 758 |

GAMES

| | |
|----------------------|--------------|
| 1. Garret Anderson | 2,013 |
| 2. Tim Salmon | 1,672 |
| 3. Brian Downing | 1,661 |
| 4. MIKE TROUT | 1,518 |
| 5. Jim Fregosi | 1,429 |
| 6. Darin Erstad | 1,320 |
| 7. Bobby Grich | 1,222 |
| 8. Erick Aybar | 1,220 |
| 9. Albert Pujols | 1,181 |
| 10. Gary DiSarcina | 1,086 |
| Dick Schofield | 1,086 |

DOUBLES

| | |
|-----------------------|------------|
| 1. Garret Anderson | 489 |
| 2. Tim Salmon | 339 |
| 3. MIKE TROUT | 311 |
| 4. Brian Downing | 282 |
| 5. Darin Erstad | 279 |
| 6. Howie Kendrick | 249 |
| 7. Erick Aybar | 222 |
| 8. Jim Fregosi | 219 |
| 9. Albert Pujols | 214 |
| 10. Vladimir Guerrero | 194 |

STOLEN BASES

| | |
|----------------------|------------|
| 1. Chone Figgins | 280 |
| 2. MIKE TROUT | 212 |
| 3. Gary Pettis | 186 |
| 4. Luis Polonia | 174 |
| 5. Darin Erstad | 170 |
| 6. Erick Aybar | 141 |
| 7. Sandy Alomar | 139 |
| 8. Mickey Rivers | 126 |
| 9. Adam Kennedy | 123 |
| Devon White | 123 |

AT-BATS

| | |
|----------------------|--------------|
| 1. Garret Anderson | 7,989 |
| 2. Tim Salmon | 5,934 |
| 3. Brian Downing | 5,854 |
| 4. MIKE TROUT | 5,511 |
| 5. Darin Erstad | 5,258 |
| 6. Jim Fregosi | 5,244 |
| 7. Albert Pujols | 4,613 |
| 8. Erick Aybar | 4,427 |
| 9. Howie Kendrick | 4,117 |
| 10. Bobby Grich | 4,100 |

TRIPLES

| | |
|----------------------|-----------|
| 1. Jim Fregosi | 70 |
| 2. MIKE TROUT | 54 |
| 3. Chone Figgins | 53 |
| 4. Erick Aybar | 43 |
| 5. Garret Anderson | 35 |
| 6. Adam Kennedy | 32 |
| Mickey Rivers | 32 |
| 8. Darin Erstad | 30 |
| 9. Howie Kendrick | 30 |
| 10. Shohei Ohtani | 29 |

ON-BASE PCT. ★

| | |
|----------------------|-------------|
| 1. MIKE TROUT | .410 |
| 2. Rod Carew | .393 |
| 3. Tim Salmon | .385 |
| 4. Vladimir Guerrero | .381 |
| 5. Brian Downing | .372 |
| 6. Bobby Grich | .370 |
| 7. Chili Davis | .365 |
| 8. Chone Figgins | .363 |
| 9. Troy Glaus | .357 |
| 10. Wally Joyner | .350 |

RUNS

| | |
|----------------------|-------------|
| 1. MIKE TROUT | 1123 |
| 2. Garret Anderson | 1024 |
| 3. Tim Salmon | 986 |
| 4. Brian Downing | 889 |
| 5. Darin Erstad | 818 |
| 6. Jim Fregosi | 691 |
| 7. Bobby Grich | 601 |
| 8. Chone Figgins | 596 |
| 9. Erick Aybar | 572 |
| 10. Albert Pujols | 561 |

HOME RUNS

| | |
|----------------------|------------|
| 1. MIKE TROUT | 378 |
| 2. Tim Salmon | 299 |
| 3. Garret Anderson | 272 |
| 4. Brian Downing | 222 |
| Albert Pujols | 222 |
| 6. Troy Glaus | 182 |
| 7. Vladimir Guerrero | 173 |
| 8. Shohei Ohtani | 171 |
| 9. Chili Davis | 156 |
| 10. Bobby Grich | 154 |

SLUGGING PCT. ★

| | |
|----------------------|-------------|
| 1. MIKE TROUT | .581 |
| 2. Vladimir Guerrero | .546 |
| 3. Tim Salmon | .498 |
| 4. Troy Glaus | .497 |
| 5. Garret Anderson | .469 |
| 6. Chili Davis | .464 |
| 7. Doug DeCinces | .463 |
| 8. Wally Joyner | .450 |
| 9. Don Baylor | .448 |
| 10. Albert Pujols | .447 |

HITS

| | |
|----------------------|--------------|
| 1. Garret Anderson | 2,368 |
| 2. Tim Salmon | 1,674 |
| 3. MIKE TROUT | 1,648 |
| 4. Brian Downing | 1,588 |
| 5. Darin Erstad | 1,505 |
| 6. Jim Fregosi | 1,408 |
| 7. Erick Aybar | 1,223 |
| 8. Howie Kendrick | 1,204 |
| 9. Albert Pujols | 1,180 |
| 10. Bobby Grich | 1,103 |

RUNS BATTED IN

| | |
|----------------------|------------|
| 1. Garret Anderson | 1,292 |
| 2. Tim Salmon | 1,016 |
| 3. MIKE TROUT | 954 |
| 4. Brian Downing | 846 |
| 5. Albert Pujols | 783 |
| 6. Darin Erstad | 625 |
| 7. Chili Davis | 618 |
| 8. Vladimir Guerrero | 616 |
| 9. Bobby Grich | 557 |
| 10. Jim Fregosi | 546 |

OPS ★

| | |
|----------------------|-------------|
| 1. MIKE TROUT | .991 |
| 2. Vladimir Guerrero | .927 |
| 3. Tim Salmon | .884 |
| 4. Troy Glaus | .854 |
| 5. Chili Davis | .829 |
| 6. Brian Downing | .813 |
| 7. Bobby Grich | .806 |
| 8. Wally Joyner | .801 |
| 9. Doug DeCinces | .798 |
| 10. Garret Anderson | .796 |

TOTAL BASES

| | |
|----------------------|--------------|
| 1. Garret Anderson | 3,743 |
| 2. MIKE TROUT | 3,201 |
| 3. Tim Salmon | 2,958 |
| 4. Brian Downing | 2,580 |
| 5. Darin Erstad | 2,186 |
| 6. Jim Fregosi | 2,112 |
| 7. Albert Pujols | 2,062 |
| 8. Bobby Grich | 1,788 |
| 9. Vladimir Guerrero | 1,767 |
| 10. Howie Kendrick | 1,747 |

BASES ON BALLS

| | |
|----------------------|------------|
| 1. MIKE TROUT | 980 |
| 2. Tim Salmon | 970 |
| 3. Brian Downing | 866 |
| 4. Bobby Grich | 630 |
| 5. Jim Fregosi | 558 |
| 6. Chili Davis | 493 |
| 7. Troy Glaus | 470 |
| 8. Darin Erstad | 419 |
| 9. Chone Figgins | 412 |
| 10. Rod Carew | 405 |

All Caps/**BOLD** — Current Angel

★ Based on 3,000-or-more plate appearances

CLUB HISTORY



HIGHEST AVERAGE

(Based on 502 plate appearances)

| | | |
|----------------------|-------------|-------------|
| 1. Darin Erstad | .355 | 2000 |
| 2. Rod Carew | .339 | 1983 |
| 3. Vladimir Guerrero | .337 | 2004 |
| 4. Rod Carew | .331 | 1980 |
| 5. Chone Figgins | .330 | 2007 |
| Tim Salmon | .330 | 1995 |
| 7. Vladimir Guerrero | .329 | 2006 |
| Alex Johnson | .329 | 1970★ |
| 9. Brian Downing | .326 | 1979 |
| MIKE TROUT | .326 | 2012 |

GAMES

| | | |
|--------------------|-----|-------|
| 1. Don Baylor | 162 | 1979★ |
| Sandy Alomar | 162 | 1971★ |
| Sandy Alomar | 162 | 1970★ |
| Jim Fregosi | 162 | 1966 |
| Bobby Knoop | 162 | 1964 |
| 6. Garret Anderson | 161 | 2001 |
| Troy Glaus | 161 | 2001 |
| Mo Vaughn | 161 | 2000 |
| Jim Fregosi | 161 | 1969 |
| Bobby Knoop | 161 | 1966 |
| Jim Fregosi | 161 | 1965 |

AT-BATS

| | | |
|---------------------|-----|-------|
| 1. Sandy Alomar | 689 | 1971★ |
| 2. Darin Erstad | 676 | 2004★ |
| 3. Garret Anderson | 672 | 2001 |
| Sandy Alomar | 672 | 1970 |
| 5. Billy Moran | 659 | 1962 |
| 6. Carney Lansford | 654 | 1979 |
| 7. Garret Anderson | 647 | 2000 |
| 8. Chone Figgins | 642 | 2005 |
| 9. Devon White | 639 | 1987 |
| 10. Orlando Cabrera | 638 | 2007 |
| Garret Anderson | 638 | 2003 |
| Garret Anderson | 638 | 2002 |

RUNS

| | | |
|----------------------|------------|--------------|
| 1. MIKE TROUT | 129 | 2012★ |
| 2. Vladimir Guerrero | 124 | 2004★ |
| 3. MIKE TROUT | 123 | 2016★ |
| 4. Darin Erstad | 121 | 2000 |
| 5. Troy Glaus | 120 | 2000 |
| Jim Edmonds | 120 | 1995 |
| Don Baylor | 120 | 1979★ |
| 8. Tony Phillips | 119 | 1995 |
| 9. MIKE TROUT | 115 | 2014★ |
| Jim Edmonds | 115 | 1998 |
| Albie Pearson | 115 | 1962★ |

HITS

| | | |
|----------------------|------------|-------------|
| 1. Darin Erstad | 240 | 2000★ |
| 2. Vladimir Guerrero | 206 | 2004 |
| 3. Alex Johnson | 202 | 1970 |
| 4. Garret Anderson | 201 | 2003 |
| 5. Vladimir Guerrero | 200 | 2006 |
| 6. Garret Anderson | 195 | 2002 |
| 7. Garret Anderson | 194 | 2001 |
| 8. Orlando Cabrera | 192 | 2007 |
| 9. MIKE TROUT | 190 | 2013 |
| 10. Garret Anderson | 189 | 1997 |

TOTAL BASES

| | | |
|----------------------|------------|--------------|
| 1. Vladimir Guerrero | 366 | 2004★ |
| Darin Erstad | 366 | 2000 |
| 3. Garret Anderson | 345 | 2003 |
| 4. Garret Anderson | 344 | 2002 |
| 5. Troy Glaus | 340 | 2000 |
| 6. MIKE TROUT | 339 | 2015 |
| 7. MIKE TROUT | 338 | 2014★ |
| 8. Garret Anderson | 336 | 2000 |
| 9. Vladimir Guerrero | 335 | 2006 |
| 10. Don Baylor | 333 | 1979 |

EXTRA-BASE HITS

| | | |
|----------------------|-----------|--------------|
| 1. Garret Anderson | 88 | 2002 |
| 2. Troy Glaus | 85 | 2000 |
| 3. MIKE TROUT | 84 | 2014★ |
| 4. Garret Anderson | 82 | 2003 |
| 5. Troy Glaus | 81 | 2001 |
| 6. Shohei Ohtani | 80 | 2021 |
| Albert Pujols | 80 | 2012 |
| Vladimir Guerrero | 80 | 2004 |
| 9. MIKE TROUT | 79 | 2015 |
| Kendrys Morales | 79 | 2009 |

DOUBLES

| | | |
|----------------------|----|-------|
| 1. Garret Anderson | 56 | 2002★ |
| 2. Albert Pujols | 50 | 2012 |
| 3. Garret Anderson | 49 | 2003★ |
| 4. Vladimir Guerrero | 45 | 2007 |
| Orlando Cabrera | 45 | 2006 |
| 6. Kendrys Morales | 43 | 2009 |
| 7. Jim Edmonds | 42 | 1998 |
| Johnny Ray | 42 | 1988 |
| Doug DeCinces | 42 | 1982 |
| 10. Howie Kendrick | 41 | 2010 |
| Bobby Abreu | 41 | 2010 |
| Garret Anderson | 41 | 1998 |

TRIPLES

| | | |
|-------------------|----|-------|
| 1. Chone Figgins | 17 | 2004 |
| 2. Devon White | 13 | 1989 |
| Mickey Rivers | 13 | 1975★ |
| Jim Fregosi | 13 | 1968★ |
| 5. Jim Fregosi | 12 | 1963 |
| 6. Peter Bourjos | 11 | 2011★ |
| Adam Kennedy | 11 | 2000 |
| Mickey Rivers | 11 | 1974★ |
| Bobby Knoop | 11 | 1966★ |
| 10. Chone Figgins | 10 | 2005 |
| Jerry Remy | 10 | 1977 |

HOME RUNS

| | | |
|----------------------|-----------|-------------|
| 1. Troy Glaus | 47 | 2000★ |
| 2. Shohei Ohtani | 46 | 2021 |
| 3. MIKE TROUT | 45 | 2019 |
| 4. Shohei Ohtani | 44 | 2023★ |
| 5. MIKE TROUT | 41 | 2015 |
| Troy Glaus | 41 | 2001 |
| 7. MIKE TROUT | 40 | 2022 |
| Albert Pujols | 40 | 2015 |
| 9. MIKE TROUT | 39 | 2018 |
| Vladimir Guerrero | 39 | 2004 |
| Reggie Jackson | 39 | 1982★ |

All CAPS/BOLD — Current Angel

★ = led or tied for league lead



CLUB HISTORY

RUNS BATTED IN

| | | |
|----------------------|-----|-------|
| 1. Don Baylor | 139 | 1979★ |
| 2. Tim Salmon | 129 | 1997 |
| 3. Vladimir Guerrero | 126 | 2004 |
| 4. Vladimir Guerrero | 125 | 2007 |
| 5. Garret Anderson | 123 | 2002 |
| Garret Anderson | 123 | 2001 |
| 7. Albert Pujols | 119 | 2016 |
| 8. Garret Anderson | 117 | 2000 |
| Mo Vaughn | 117 | 2000 |
| Wally Joyner | 117 | 1987 |

BASES ON BALLS

| | | |
|-------------------|-----|-------|
| 1. MIKE TROUT | 122 | 2018★ |
| 2. MIKE TROUT | 116 | 2016★ |
| 3. Tony Phillips | 113 | 1995 |
| 4. Troy Glaus | 112 | 2000 |
| 5. MIKE TROUT | 110 | 2013★ |
| MIKE TROUT | 110 | 2019 |
| 7. Troy Glaus | 107 | 2001 |
| 8. Brian Downing | 106 | 1987★ |
| 9. Tim Salmon | 104 | 2000 |
| 10. Chone Figgins | 101 | 2009★ |

STRIKEOUTS

| | | |
|-------------------|-----|-------|
| 1. Shohei Ohtani | 189 | 2021 |
| 2. MIKE TROUT | 184 | 2014★ |
| Mark Trumbo | 184 | 2013 |
| 4. Mo Vaughn | 181 | 2000★ |
| 5. Justin Upton | 176 | 2018 |
| 6. Kole Calhoun | 164 | 2015 |
| 7. Troy Glaus | 163 | 2000 |
| TAYLOR WARD | 163 | 2024 |
| 9. Kole Calhoun | 162 | 2019 |
| 10. Shohei Ohtani | 161 | 2022 |

STOLEN BASES

| | | |
|------------------|----|-------|
| 1. Mickey Rivers | 70 | 1975★ |
| 2. Chone Figgins | 62 | 2005★ |
| 3. Gary Pettis | 56 | 1985 |
| 4. Luis Polonia | 55 | 1993 |
| 5. Chone Figgins | 52 | 2006 |
| 6. Luis Polonia | 51 | 1992 |
| 7. Gary Pettis | 50 | 1986 |
| 8. MIKE TROUT | 49 | 2012★ |
| 9. Chad Curtis | 48 | 1993 |
| Luis Polonia | 48 | 1991 |
| Gary Pettis | 48 | 1984 |

SACRIFICE HITS

| | | |
|-------------------|----|-------|
| 1. Tim Foli | 26 | 1982★ |
| 2. Bob Boone | 23 | 1982 |
| 3. Luis Sojo | 19 | 1991★ |
| Bobby Grich | 19 | 1978 |
| Jerry Remy | 19 | 1977 |
| 6. David Eckstein | 16 | 2001★ |
| Gary DiSarcina | 16 | 1996 |
| Bob Boone | 16 | 1985 |
| Juan Beniquez | 16 | 1982 |
| Rod Carew | 16 | 1982 |

SACRIFICE FLIES

| | | |
|--------------------|----|-------|
| 1. Dan Ford | 13 | 1979★ |
| 2. Johnny Ray | 12 | 1989 |
| Wally Joyner | 12 | 1986★ |
| Doug DeCinces | 12 | 1984 |
| Don Baylor | 12 | 1979 |
| Don Baylor | 12 | 1978★ |
| 7. Orlando Cabrera | 11 | 2007★ |
| Orlando Cabrera | 11 | 2006★ |
| Tim Salmon | 11 | 1997 |
| Carney Lansford | 11 | 1980★ |

HIT BY PITCH

| | | |
|---------------------|----|-------|
| 1. David Eckstein | 27 | 2002★ |
| 2. David Eckstein | 21 | 2001★ |
| 3. Martin Maldonado | 18 | 2017 |
| Don Baylor | 18 | 1978★ |
| Rick Reichardt | 18 | 1968 |
| 6. Brian Downing | 17 | 1987 |
| Brian Downing | 17 | 1986 |
| 8. ZACH NETO | 16 | 2024 |
| ZACH NETO | 16 | 2023 |
| MIKE TROUT | 16 | 2019 |

ON-BASE PCT.

(Based on 502 plate appearances)

| | | |
|-------------------|------|-------|
| 1. MIKE TROUT | .460 | 2018★ |
| 2. MIKE TROUT | .442 | 2017★ |
| 3. MIKE TROUT | .441 | 2016★ |
| 4. MIKE TROUT | .438 | 2019★ |
| 5. MIKE TROUT | .432 | 2013 |
| 6. Tim Salmon | .429 | 1995 |
| 7. Chili Davis | .429 | 1995 |
| 8. Albie Pearson | .420 | 1961 |
| 9. Brian Downing | .418 | 1979 |
| 10. Shohei Ohtani | .412 | 2023★ |

SLUGGING PCT.

(Based on 502 plate appearances)

| | | |
|----------------------|------|-------|
| 1. Shohei Ohtani | .654 | 2023★ |
| 2. MIKE TROUT | .645 | 2019★ |
| 3. MIKE TROUT | .629 | 2017★ |
| 4. MIKE TROUT | .628 | 2018 |
| 5. Troy Glaus | .604 | 2000 |
| 6. Vladimir Guerrero | .598 | 2004 |
| 7. Tim Salmon | .594 | 1995 |
| 8. Shohei Ohtani | .594 | 2021 |
| 9. MIKE TROUT | .590 | 2015★ |
| 10. Kendrys Morales | .569 | 2009 |

OPS

(Based on 502 plate appearances)

| | | |
|----------------------|-------|-------|
| 1. MIKE TROUT | 1.088 | 2018★ |
| 2. MIKE TROUT | 1.083 | 2019★ |
| 3. MIKE TROUT | 1.071 | 2017★ |
| 4. Shohei Ohtani | 1.066 | 2023★ |
| 5. Tim Salmon | 1.024 | 1995 |
| 6. Troy Glaus | 1.008 | 2000 |
| 7. MIKE TROUT | .991 | 2015★ |
| 8. MIKE TROUT | .991 | 2016 |
| 9. Vladimir Guerrero | .989 | 2004 |
| 10. MIKE TROUT | .988 | 2013 |

All CAPS/BOLD — Current Angel

★ = led or tied for league lead

CLUB HISTORY



HIGHEST AVERAGE

(Based on 502 plate appearances)

| | | |
|-------------------|------|------|
| 1. MIKE TROUT | .326 | 2012 |
| 2. Reggie Willits | .293 | 2007 |
| 3. Wally Joyner | .290 | 1986 |
| 4. David Eckstein | .285 | 2001 |
| 5. Lee Thomas | .284 | 1961 |

GAMES

| | | |
|-------------------|-----|------|
| 1. Bobby Knoop | 162 | 1964 |
| 2. Devon White | 159 | 1987 |
| 3. Gary DiSarcina | 157 | 1992 |
| 4. Adam Kennedy | 156 | 2000 |
| 5. Paul Schaal | 155 | 1965 |
| Bob Rodgers | 155 | 1962 |

AT-BATS

| | | |
|-------------------|-----|------|
| 1. Devon White | 639 | 1987 |
| 2. Adam Kennedy | 598 | 2000 |
| 3. Wally Joyner | 593 | 1986 |
| 4. David Eckstein | 582 | 2001 |
| 5. Jerry Remy | 569 | 1975 |

RUNS

| | | |
|-------------------|-----|------|
| 1. MIKE TROUT | 129 | 2012 |
| 2. Devon White | 103 | 1987 |
| 3. Tim Salmon | 93 | 1993 |
| 4. David Eckstein | 82 | 2001 |
| Adam Kennedy | 82 | 2000 |
| Wally Joyner | 82 | 1986 |
| Jerry Remy | 82 | 1975 |

HITS

| | | |
|-------------------|-----|------|
| 1. MIKE TROUT | 182 | 2012 |
| 2. Wally Joyner | 172 | 1986 |
| 3. Devon White | 168 | 1987 |
| 4. David Eckstein | 166 | 2001 |
| 5. Adam Kennedy | 159 | 2000 |

TOTAL BASES

| | | |
|-----------------|-----|------|
| 1. MIKE TROUT | 315 | 2012 |
| 2. Devon White | 283 | 1987 |
| 3. Tim Salmon | 276 | 1993 |
| 4. Wally Joyner | 271 | 1986 |
| 5. Mark Trumbo | 257 | 2011 |

EXTRA-BASE HITS

| | | |
|----------------|----|------|
| 1. Tim Salmon | 67 | 1993 |
| 2. MIKE TROUT | 65 | 2012 |
| 3. Devon White | 62 | 1987 |
| 4. Mark Trumbo | 61 | 2011 |
| 5. Ken Hunt | 57 | 1961 |

DOUBLES

| | | |
|-----------------|----|------|
| 1. Tim Salmon | 35 | 1993 |
| 2. Buck Rodgers | 34 | 1962 |
| 3. Adam Kennedy | 33 | 2000 |
| Devon White | 33 | 1987 |
| 5. Mark Trumbo | 31 | 2011 |

TRIPLES

| | | |
|-----------------|----|------|
| 1. Adam Kennedy | 11 | 2000 |
| 2. MIKE TROUT | 8 | 2012 |
| 3. Gary Pettis | 6 | 1984 |
| Willie Smith | 6 | 1964 |
| Buck Rodgers | 6 | 1962 |

HOME RUNS

| | | |
|----------------|----|------|
| 1. Tim Salmon | 31 | 1993 |
| 2. MIKE TROUT | 30 | 2012 |
| 3. Mark Trumbo | 29 | 2011 |
| 4. Ken Hunt | 25 | 1961 |
| 5. Devon White | 24 | 1987 |
| Lee Thomas | 24 | 1961 |

RUNS BATTED IN

| | | |
|-----------------|-----|------|
| 1. Wally Joyner | 100 | 1986 |
| 2. Tim Salmon | 95 | 1993 |
| 3. Mark Trumbo | 87 | 2011 |
| Devon White | 87 | 1987 |
| 5. Ken Hunt | 84 | 1961 |

ON-BASE PCT

(Based on 502 plate appearances)

| | | |
|-------------------|------|------|
| 1. MIKE TROUT | .399 | 2012 |
| 2. Reggie Willits | .391 | 2007 |
| 3. Tim Salmon | .382 | 1993 |
| 4. David Eckstein | .355 | 2001 |
| 5. Lee Thomas | .353 | 1961 |

SLUGGING PCT

(Based on 502 plate appearances)

| | | |
|----------------|------|------|
| 1. MIKE TROUT | .564 | 2012 |
| 2. Tim Salmon | .536 | 1993 |
| 3. Lee Thomas | .491 | 1961 |
| 4. Ken Hunt | .484 | 1961 |
| 5. Mark Trumbo | .477 | 2011 |

OPS

(Based on 502 plate appearances)

| | | |
|-----------------|------|------|
| 1. MIKE TROUT | .963 | 2012 |
| 2. Tim Salmon | .918 | 1993 |
| 3. Lee Thomas | .844 | 1961 |
| 4. Ken Hunt | .810 | 1961 |
| 5. Wally Joyner | .805 | 1986 |

BASES ON BALLS

| | | |
|-------------------|----|------|
| 1. Tim Salmon | 82 | 1993 |
| 2. Reggie Willits | 69 | 2007 |
| 3. NOLAN SCHANUEL | 68 | 2024 |
| 4. MIKE TROUT | 67 | 2012 |
| 5. Paul Schaal | 61 | 1965 |

STRIKEOUTS

| | | |
|----------------|-----|------|
| 1. MIKE TROUT | 139 | 2012 |
| 2. Tim Salmon | 135 | 1993 |
| Devon White | 135 | 1987 |
| 4. Mark Trumbo | 120 | 2011 |
| Ken Hunt | 120 | 1961 |

STOLEN BASES

| | | |
|------------------|----|------|
| 1. MIKE TROUT | 49 | 2012 |
| 2. Gary Pettis | 48 | 1984 |
| 3. Chad Curtis | 43 | 1992 |
| 4. José Cardenal | 37 | 1965 |
| 5. Jerry Remy | 34 | 1975 |

SACRIFICE HITS

| | | |
|--------------------|----|------|
| 1. David Eckstein | 16 | 2001 |
| 2. Mark McLemore | 15 | 1987 |
| 3. Devon White | 14 | 1987 |
| 4. Steve Lubratich | 13 | 1983 |
| Dick Schofield | 13 | 1984 |

SACRIFICE FLIES

| | | |
|-------------------|----|------|
| 1. Wally Joyner | 12 | 1986 |
| 2. Tim Salmon | 8 | 1993 |
| Bob Rodgers | 8 | 1962 |
| 4. NOLAN SCHANUEL | 7 | 2024 |
| J.B. Shuck | 7 | 2013 |
| MIKE TROUT | 7 | 2012 |
| Bengie Molina | 7 | 2000 |
| Carney Lansford | 7 | 1978 |

HIT BY PITCH

| | | |
|-------------------|----|------|
| 1. David Eckstein | 21 | 2001 |
| 2. ZACH NETO | 16 | 2023 |
| 3. NOLAN SCHANUEL | 9 | 2024 |
| 4. Charlie Dees | 8 | 1963 |
| 5. Gary DiSarcina | 7 | 1992 |
| Ron Jackson | 7 | 1976 |
| Dave Chalk | 7 | 1974 |

GAMES BY POSITION

| | | |
|-------------------|-----|------|
| 1B Wally Joyner | 154 | 1986 |
| 2B Bobby Knoop | 161 | 1964 |
| SS Gary DiSarcina | 157 | 1992 |
| 3B Paul Schaal | 153 | 1965 |
| OF Devon White | 159 | 1987 |
| OF Tim Salmon | 140 | 1993 |
| OF MIKE TROUT | 139 | 2012 |
| C Buck Rodgers | 150 | 1962 |
| DH Shohei Ohtani | 82 | 2018 |

ROOKIE ALL-STARS

| | |
|-----------------|-------|
| OF MIKE TROUT | 2012 |
| 1B Wally Joyner | 1986★ |
| SS Dave Chalk | 1974 |

All CAPS/BOLD — Current Angel

★ Indicates starter



CLUB HISTORY

★ Based on 502 plate appearances ★★ Based on 3.1 plate appearances multiplied by games played by Angels
 # Led or tied for league **Bold face indicates club record**

| Year | Average ★ | Games | At Bats | Runs | Hits | Total Bases |
|------|---------------------|---------------------------|-------------------|--------------------------|------------------------|--------------------|
| 1961 | Pearson (.288) | Hunt (149) | Hunt (479) | Pearson (92) | L. Thomas (129) | Wagner (232) |
| 1962 | L. Thomas (.290) | 4 with (160) | Moran (659) | Pearson# (115) | Moran (186) | Wagner (306) |
| 1963 | Pearson (.304) | Fregosi, Pearson (154) | Moran (597) | Pearson (92) | Pearson (176) | Wagner (251) |
| 1964 | Fregosi (.277) | Knoop (162) | Rodgers (514) | Fregosi (86) | Fregosi (140) | Fregosi (234) |
| 1965 | Fregosi (.277) | Fregosi (161) | Fregosi (602) | Fregosi (66) | Fregosi (167) | Fregosi (245) |
| 1966 | Cardenal (.276) | Fregosi (162) | Fregosi (611) | Fregosi (78) | Cardenal (155) | Fregosi (239) |
| 1967 | Fregosi (.290) | Knoop (159) | Fregosi (590) | Mincher (81) | Fregosi (171) | Mincher (237) |
| 1968 | Reichardt (.255) | Fregosi (159) | Fregosi (614) | Fregosi (77) | Fregosi (150) | Reichardt (225) |
| 1969 | Johnstone (.270) | Fregosi (161) | Fregosi (580) | Fregosi (78) | Alomar (153) | Fregosi (221) |
| 1970 | Johnson# (.329) | Alomar# (162) | Alomar (672) | Fregosi (95) | Johnson (202) | Johnson (282) |
| 1971 | Alomar (.260) | Alomar# (162) | Alomar# (689) | Alomar (77) | Alomar (179) | McMullen (234) |
| 1972 | Pinson (.275) | Alomar (155) | Alomar (610) | Alomar (65) | Oliver (154) | Oliver (222) |
| 1973 | Robinson (.266) | Oliver (151) | Oliver (544) | Robinson (85) | Oliver (144) | Robinson (261) |
| 1974 | Rivers (.285) | Doyle (147) | Doyle (511) | Robinson (75) | Rivers, Doyle (133) | Robinson (197) |
| 1975 | Rivers (.284) | Rivers (155) | Rivers (616) | Remy (82) | Rivers (175) | Rivers (221) |
| 1976 | Remy (.263) | Bochte (146) | Remy (502) | Remy (64) | Remy (132) | Remy (152) |
| 1977 | Chalk (.277) | Bonds (158) | Bonds (592) | Bonds (103) | Bonds (156) | Bonds (308) |
| 1978 | Bostock (.296) | Baylor (158) | Baylor (591) | Baylor (103) | Bostock (168) | Baylor (279) |
| 1979 | Downing (.326) | Baylor# (162) | Lansford (654) | Baylor# (120) | Lansford (188) | Baylor (333) |
| 1980 | Carew (.331) | Lansford (151) | Lansford (602) | Lansford (87) | Carew (79) | Carew (236) |
| 1981 | Carew★★ (.305) | Burleson# (109) | Burleson (430) | Carew (57) | Burleson (126) | Grich (191) |
| 1982 | Carew (.319) | Downing (158) | Downing (623) | Downing (109) | Downing (175) | DeCinces (315) |
| 1983 | Carew (.339) | Boone (142) | Carew (472) | Downing (68) | Carew (160) | Lynn (211) |
| 1984 | Downing (.275) | Downing (156) | DeCinces (547) | Lynn (84) | Downing (148) | Downing (249) |
| 1985 | Carew (.280) | Boone, Downing (150) | Downing (520) | Downing (80) | Downing (137) | Jackson (224) |
| 1986 | Joyner (.290) | Joyner, Pettis (154) | Joyner (593) | Pettis (93) | Joyner (172) | Joyner (271) |
| 1987 | Joyner (.285) | White (159) | White (639) | Downing (110) | White (168) | Joyner (298) |
| 1988 | Ray (.306) | C. Davis, Joyner (158) | Ray (602) | C. Davis, Joyner (81) | Ray (184) | C. Davis (259) |
| 1989 | Ray (.289) | Joyner (159) | White (636) | White (86) | Joyner (167) | Joyner (249) |
| 1990 | Parrish (.268) | Parrish (133) | Parrish (470) | Winfield (70) | Polonia (135) | Winfield (215) |
| 1991 | Joyner (.301) | Gaetti (152) | Polonia (604) | Polonia (92) | Polonia (179) | Joyner (269) |
| 1992 | Polonia (.286) | DiSarcina (157) | Polonia (577) | Polonia (83) | Polonia (165) | Polonia (190) |

CLUB HISTORY



| | | | | | | |
|------|--------------------------|--------------------------|---------------------------|--------------------------|--------------------------|----------------------------|
| 1993 | Curtis (.285) | Davis (153) | Curtis (583) | Curtis (94) | Curtis (166) | Salmon (276) |
| 1994 | Davis ★ (.311) | Curtis (114) | Curtis (453) | Davis (72) | Davis (122) | Davis (220) |
| 1995 | Salmon (.330) | Salmon, Snow (143) | Edmonds (558) | Edmonds (120) | Salmon (177) | Salmon (319) |
| 1996 | Davis (.292) | Salmon (156) | Anderson (607) | Salmon (90) | Anderson (173) | Salmon (291) |
| 1997 | Anderson (.303) | Salmon (157) | Anderson (624) | Hollins (101) | Anderson (189) | Salmon (301) |
| 1998 | Edmonds (.307) | DiSarcina (157) | Anderson (622) | Edmonds (115) | Edmonds (184) | Edmonds (303) |
| 1999 | Anderson (.303) | Anderson (157) | Anderson (620) | Anderson (88) | Anderson (188) | Anderson (291) |
| 2000 | Erstad (.355) | Vaughn (161) | Erstad# (676) | Erstad (121) | Erstad# (240) | Erstad (366) |
| 2001 | Anderson (.289) | Anderson, Glaus (161) | Anderson (672) | Glaus (100) | Anderson (194) | Anderson (321) |
| 2002 | Kennedy (.312) | Anderson (158) | Anderson (638) | Eckstein (107) | Anderson (195) | Anderson (344) |
| 2003 | Anderson (.315) | Anderson (159) | Anderson (638) | Anderson (80) | Anderson (201) | Anderson (345) |
| 2004 | Guerrero (.337) | Guerrero (156) | Guerrero (612) | Guerrero# (124) | Guerrero (206) | Guerrero# (366) |
| 2005 | Guerrero (.317) | Figgins (158) | Figgins (642) | Figgins (113) | Figgins (186) | Guerrero (294) |
| 2006 | Guerrero (.329) | Guerrero (156) | Figgins, Cabrera (607) | Cabrera (95) | Guerrero (200) | Guerrero (335) |
| 2007 | Figgins (.330) | Cabrera (155) | Cabrera (638) | Cabrera (101) | Cabrera (192) | Guerrero (314) |
| 2008 | Guerrero (.303) | Hunter (146) | Anderson (557) | Hunter, Guerrero (85) | Guerrero (164) | Guerrero (282) |
| 2009 | Aybar (.312) | Figgins (158) | Figgins (615) | Figgins (114) | Figgins (183) | Morales (322) |
| 2010 | Hunter (.281) | Kendrick (158) | Kendrick (616) | Abreu (88) | Kendrick (172) | Hunter (266) |
| 2011 | Callaspo (.288) | Hunter (156) | Hunter (580) | Kendrick (86) | Aybar (155) | Trumbo (257) |
| 2012 | Trout (.326) | Pujols (154) | Pujols (607) | Trout# (129) | Trout (182) | Trout (315) |
| 2013 | Trout (.323) | Trumbo (159) | Trumbo (620) | Trout# (109) | Trout (190) | Trout (328) |
| 2014 | Kendrick (.293) | Pujols (159) | Pujols (633) | Trout# (115) | Kendrick (181) | Trout (338) |
| 2015 | Tout (.299) | Calhoun, Trout (159) | Calhoun (630) | Trout (104) | Trout (172) | Trout (339) |
| 2016 | Trout (.315) | Trout (159) | Calhoun (594) | Trout# (123) | Trout (173) | Trout (302) |
| 2017 | Trout (.306) | Simmons (158) | Pujols (593) | Trout (92) | Simmons (164) | Trout (253) |
| 2018 | Trout (.312) | Simmons (146) | Simmons (554) | Trout (101) | Simmons (162) | Trout (296) |
| 2019 | Trout (.291) | Fletcher (154) | Fletcher (596) | Trout (110) | Fletcher (173) | Trout (303) |
| 2020 | Fletcher ★ (.319) | Trout (53) | Fletcher (207) | Trout (41) | Fletcher (66) | Trout (120) |
| 2021 | Walsh (.277) | Ohtani (158) | Fletcher (626) | Ohtani (103) | Fletcher (164) | Trout (318) |
| 2022 | Ward (.281) | Ohtani (157) | Ohtani (586) | Ohtani (90) | Ohtani (160) | Ohtani (304) |
| 2023 | Ohtani (.304) | Ohtani (135) | Ohtani (497) | Ohtani (102) | Ohtani (151) | Ohtani (325) |
| 2024 | Schanuel (.250) | Ward (156) | Ward (585) | Ward (73) | Ward (144) | Ward (249) |



CLUB HISTORY

| Year | Doubles | Triples | Home Runs | RBI | SB | SF |
|------|--------------------------|--------------------------|-------------------|--------------------------|-------------------------|-----------------------------|
| 1961 | Hunt (29) | L. Thomas (5) | Wagner (28) | Hunt (84) | Pearson (11) | Wagner (7) |
| 1962 | Rodgers (34) | Pearson, Rodgers (6) | Wagner (37) | Wagner (107) | Pearson (15) | Rodgers (8) |
| 1963 | Torres (32) | Fregosi (12) | Wagner (26) | Wagner (90) | Pearson (17) | Moran, Wagner (7) |
| 1964 | Fregosi, Clinton (22) | Fregosi (9) | Adcock (21) | Fregosi (72) | Fregosi (8) | Rodgers (7) |
| 1965 | Knoop (24) | W. Smith (9) | Fregosi (15) | Fregosi (64) | Cardenal (37) | Fregosi, Rodgers (8) |
| 1966 | Fregosi (32) | Knoop# (11) | Adcock (18) | Knoop (72) | Cardenal (24) | Knoop# (7) |
| 1967 | Fregosi, Mincher (23) | Fregosi (6) | Mincher (25) | Mincher (76) | Cardenal (10) | Rodgers, Schaal (4) |
| 1968 | Fregosi (21) | Fregosi# (13) | Reichardt (21) | Reichardt (73) | Davalillo (17) | Repoz# (8) |
| 1969 | Fregosi (22) | Fregosi (6) | Reichardt (13) | Reichardt (68) | Alomar (18) | Reichardt, Rodriguez (7) |
| 1970 | Fregosi (33) | Johnson, Repoz (6) | Fregosi (22) | Johnson (86) | Alomar (35) | Voss (5) |
| 1971 | Alomar (24) | Alomar (3) | McMullen (21) | McMullen (68) | Alomar (39) | Spencer (5) |
| 1972 | Pinson (24) | Oliver (5) | Oliver (20) | Oliver (76) | Alomar (20) | Oliver (5) |
| 1973 | Robinson (29) | Pinson (6) | Robinson (30) | Robinson (97) | Alomar (25) | Pinson (7) |
| 1974 | Robinson (26) | Rivers# (11) | Robinson (20) | Robinson (63) | Rivers (30) | Valentine, Llenas (7) |
| 1975 | Chalk (24) | Rivers# (13) | Stanton (14) | Stanton (82) | Rivers# (70) | Chalk (9) |
| 1976 | Jackson (18) | 5 with (3) | Bonds (10) | Bonds (54) | Remy (35) | 3 tied (5) |
| 1977 | Bonds, Chalk (27) | Remy (10) | Bonds (37) | Bonds (115) | Bonds, Remy (41) | Bonds (10) |
| 1978 | Rudi (17) | Jackson (6) | Baylor (34) | Baylor (99) | Baylor (22) | Baylor# (12) |
| 1979 | Baylor (33) | 4 tied (5) | Baylor (36) | Baylor# (139) | Baylor (22) | Ford# (13) |
| 1980 | Carew (34) | Carew (7) | Thompson (17) | Lansford (80) | Carew (23) | Lansford# (11) |
| 1981 | Baylor (18) | Hobson (4) | Grich# (22) | Baylor (66) | Carew (16) | Baylor (6) |
| 1982 | DeCinces (42) | 3 tied (5) | Jackson# (39) | Jackson (101) | Baylor, Carew (10) | DeCinces (9) |
| 1983 | Carew (24) | 4 tied (3) | Lynn (22) | Lynn (74) | Pettis (8) | DeCinces (8) |
| 1984 | Downing, Lynn (28) | Pettis (6) | Jackson (25) | Downing (91) | Pettis (48) | DeCinces (12) |
| 1985 | Jackson (27) | Pettis (8) | Jackson (27) | Downing, Jackson (85) | Pettis (56) | DeCinces (7) |
| 1986 | Downing, Joyner (27) | Schofield (6) | DeCinces (26) | Joyner (100) | Pettis (50) | Joyner (12) |
| 1987 | Joyner, White (33) | Howell, White (5) | Joyner (34) | Joyner (117) | White (32) | Joyner (10) |
| 1988 | Ray (42) | Ray (7) | Downing (25) | C. Davis (93) | Schofield (20) | C. Davis (10) |
| 1989 | Joyner (30) | White (13) | Davis (22) | Davis (90) | White (44) | Ray (12) |
| 1990 | Ray (23) | Polonia (9) | Parrish (24) | Winfield (78) | White (21) | Winfield (7) |
| 1991 | Joyner (34) | Polonia (8) | Winfield (28) | Joyner (96) | Polonia (48) | Winfield (6) |
| 1992 | Felix (22) | Felix (5) | Gaetti (12) | Felix (72) | Polonia (51) | Felix (9) |

CLUB HISTORY



| Year | Doubles | Triples | Home Runs | RBI | SB | SF |
|------|-----------------------|-----------------------|--------------------|------------------------|-----------------------|----------------------|
| 1993 | Salmon (35) | Polonia (6) | Salmon (31) | Davis (112) | Polonia (55) | Salmon (8) |
| 1994 | Curtis (23) | Curtis (4) | Davis (26) | Davis (84) | Curtis (25) | Davis (6) |
| 1995 | Salmon (34) | DiSarcina (6) | Salmon (34) | Edmonds (107) | Phillips, Hudler (13) | Davis (9) |
| 1996 | Anderson (33) | DiSarcina, Salmon (4) | Salmon (30) | Salmon (98) | Hudler (14) | Davis (6) |
| 1997 | Anderson (36) | Alicea (7) | Salmon (33) | Salmon (129) | Erstad (23) | Salmon (11) |
| 1998 | Edmonds (42) | Anderson (7) | Salmon (26) | Edmonds (91) | Erstad (20) | Salmon (10) |
| 1999 | Anderson (36) | Erstad (5) | Vaughn (33) | Vaughn (108) | Erstad, Velarde (13) | Anderson, Salmon (6) |
| 2000 | Anderson (40) | Kennedy (11) | Glaus# (47) | Anderson, Vaughn (117) | Erstad (28) | Anderson (9) |
| 2001 | Anderson (39) | Gil, Spiezo (4) | Glaus (41) | Anderson (123) | Eckstein (29) | Kennedy (9) |
| 2002 | Anderson# (56) | 3 tied (6) | Glaus (30) | Anderson (123) | Erstad (23) | Anderson (10) |
| 2003 | Anderson# (49) | Spiezo (7) | Anderson (29) | Anderson (116) | Kennedy (22) | Spiezo (7) |
| 2004 | Guerrero (39) | Figgins (17) | Guerrero (39) | Guerrero (126) | Figgins (34) | Guerrero (8) |
| 2005 | Anderson (34) | Figgins (10) | Guerrero (32) | Guerrero (108) | Figgins# (62) | B. Molina (6) |
| 2006 | Cabrera (45) | Figgins (8) | Guerrero (33) | Guerrero (116) | Figgins (52) | Cabrera# (11) |
| 2007 | Guerrero (45) | Figgins (6) | Guerrero (27) | Guerrero (125) | Figgins (41) | Cabrera (11) |
| 2008 | Hunter (37) | Aybar (5) | Guerrero (27) | Guerrero (91) | Figgins (34) | Rivera (8) |
| 2009 | Morales (43) | Aybar (9) | Morales (34) | Morales (108) | Figgins (42) | Abreu (9) |
| 2010 | Abreu, Kendrick (41) | 3 tied (4) | Napoli (26) | Hunter (90) | Abreu (24) | Abreu, Kendrick (5) |
| 2011 | Izturis (35) | Bourjos (11) | Trumbo (29) | Trumbo (87) | Aybar (30) | Trumbo, Izturis (4) |
| 2012 | Pujols (50) | Trout (8) | Trumbo (32) | Pujols (105) | Trout# (49) | Trout (7) |
| 2013 | Trout (39) | Trout (9) | Trumbo (34) | Trumbo (100) | Trout (33) | Hamilton (9) |
| 2014 | Trout (39) | Trout (9) | Trout (36) | Trout# (111) | Trout, Aybar (16) | Trout |
| 2015 | Trout (32) | Trout (6) | Trout (41) | Pujols (95) | Aybar (15) | Giavotella (6) |
| 2016 | Calhoun (35) | Calhoun, Trout (5) | Pujols (31) | Pujols (119) | Trout (30) | Pujols (6) |
| 2017 | Simmons (38) | Trout (3) | Trout (33) | Pujols (101) | Maybin (29) | Simmons (8) |
| 2018 | Simmons (26) | Simmons (5) | Trout (39) | Upton (85) | Trout (24) | Calhoun, Upton (8) |
| 2019 | Fletcher (30) | Ohtani (5) | Trout (45) | Trout (104) | Ohtani (12) | Pujols (8) |
| 2020 | Fletcher (13) | 3 tied (2) | Trout (17) | Trout (46) | Ohtani (7) | Trout (4) |
| 2021 | Walsh (34) | Ohtani (8) | Ohtani (46) | Ohtani (100) | Ohtani (26) | 3 tied (3) |
| 2022 | Ohtani (30) | Ohtani (6) | Trout (40) | Ohtani (95) | Velazquez (17) | Ward (5) |
| 2023 | Renfroe (31) | Ohtani (8) | Ohtani (44) | Ohtani (95) | (Ohtani) (20) | Ward (6) |
| 2024 | Neto (34) | 4 Tied (2) | Ward (25) | Neto (77) | Neto (30) | Ward (8) |



CLUB HISTORY

| | AVG | AB | R | H | 2B | 3B | HR | RBI | SH | SF | SB | CS |
|------|-------|-------|------|-------|-----|-----|------|------|------|-----|------|------|
| 1961 | .245 | 5424 | 744 | 1331 | 218 | 22 | 189 | 700 | 80 | 37 | 37 | 28 |
| 1962 | .250 | 5499 | 718 | 1377 | 232 | 35 | 137 | 667 | 82 | 43 | 46 | 27 |
| 1963 | .250 | 5506 | 597 | 1378 | 208 | 38 | 95 | 551 | 84 | 46 | 43 | 30 |
| 1964 | .243 | 5332 | 544 | 1297 | 186 | 27 | 102 | 508 | 78 | 37 | 49 | 39 |
| 1965 | .239 | 5354 | 527 | 1279 | 200 | 36 | 97 | 486 | 93 | 44 | 107 | 57 |
| 1966 | .232 | 5360 | 604 | 1244 | 179 | 54 | 122 | 562 | 69 | 46 | 80 | 54 |
| 1967 | .238 | 5307 | 567 | 1265 | 170 | 37 | 114 | 524 | 88 | 23 | 40 | 36 |
| 1968 | .227 | 5331 | 498 | 1209 | 170 | 33 | 83 | 453 | 75 | 37 | 62 | 50 |
| 1969 | .225 | 5416 | 528 | 1221 | 151 | 29 | 88 | 480 | 75 | 41 | 54 | 39 |
| 1970 | .251 | 5532 | 631 | 1391 | 197 | 40 | 114 | 597 | 69 | 37 | 69 | 27 |
| 1971 | .231 | 5495 | 511 | 1271 | 213 | 18 | 96 | 477 | 83 | 31 | 72 | 34 |
| 1972 | .242 | 5165 | 454 | 1249 | 171 | 26 | 78 | 420 | 66 | 25 | 57 | 37 |
| 1973 | .253 | 5505 | 629 | 1395 | 183 | 29 | 93 | 595 | 60 | 45 | 59 | 47 |
| 1974 | .254 | 5401 | 618 | 1372 | 203 | 31 | 95 | 550 | 82 | 48 | 119 | 79 |
| 1975 | .246 | 5377 | 628 | 1324 | 195 | 41 | 55 | 572 | 97 | 47 | 220★ | 108 |
| 1976 | .235 | 5385 | 550 | 1265 | 210 | 23 | 63 | 511 | 92 | 48 | 126 | 80 |
| 1977 | .255 | 5410 | 675 | 1380 | 233 | 40 | 131 | 636 | 74 | 51 | 159 | 89 |
| 1978 | .259 | 5472 | 691 | 1417 | 226 | 28 | 108 | 646 | 72 | 56 | 86 | 69 |
| 1979 | .282 | 5550 | 866★ | 1563 | 242 | 43 | 164 | 808★ | 79 | 56 | 100 | 52 |
| 1980 | .265 | 5443 | 698 | 1442 | 236 | 32 | 106 | 655 | 75 | 44 | 91 | 63 |
| 1981 | .256 | 3688 | 476 | 944 | 134 | 16 | 97 | 439 | 51 | 30 | 44 | 33 |
| 1982 | .274 | 5532 | 814 | 1518 | 268 | 26 | 186 | 760 | 114★ | 56★ | 55 | 53 |
| 1983 | .260 | 5640 | 722 | 1467 | 241 | 22 | 154 | 682 | 68 | 46 | 41 | 39 |
| 1984 | .249 | 5470 | 696 | 1363 | 211 | 30 | 150 | 649 | 65 | 46 | 80 | 51 |
| 1985 | .251 | 5442 | 732 | 1364 | 215 | 31 | 153 | 685 | 99 | 35 | 106 | 51 |
| 1986 | .255 | 5433 | 786 | 1387 | 236 | 36 | 167 | 743 | 91★ | 61★ | 109 | 42 |
| 1987 | .252 | 5570 | 770 | 1406 | 257 | 26 | 172 | 709 | 70 | 36 | 125 | 44 |
| 1988 | .261 | 5582 | 714 | 1458 | 258 | 31 | 124 | 660 | 63 | 52 | 86 | 52 |
| 1989 | .256 | 5543 | 669 | 1421 | 207 | 37 | 145★ | 623 | 54 | 46 | 89 | 40 |
| 1990 | .260 | 5570 | 690 | 1448 | 237 | 27 | 147 | 646 | 58 | 45 | 68 | 43★ |
| 1991 | .255 | 5470 | 653 | 1396 | 245 | 29 | 115 | 607 | 63 | 31 | 94 | 56 |
| 1992 | .243 | 5364 | 579 | 1306 | 202 | 20 | 88 | 537 | 56 | 40 | 160 | 101 |
| 1993 | .260 | 5391 | 684 | 1399 | 259 | 24 | 114 | 644 | 50 | 46 | 169 | 100★ |
| 1994 | .264 | 3943 | 543 | 1042 | 178 | 16 | 120 | 518 | 42 | 29 | 65 | 54 |
| 1995 | .277 | 5019 | 801 | 1390 | 252 | 25 | 186 | 761 | 33 | 38 | 57 | 39 |
| 1996 | .276 | 5686 | 762 | 1571 | 256 | 24 | 192 | 727 | 45 | 33 | 53 | 39 |
| 1997 | .272 | 5628 | 829 | 1531 | 279 | 25 | 161 | 775 | 40 | 57 | 126 | 72 |
| 1998 | .272 | 5630 | 787 | 1530 | 314 | 27 | 147 | 739 | 49 | 41 | 93 | 45 |
| 1999 | .256 | 5494 | 711 | 1404 | 248 | 22 | 158 | 673 | 41 | 42 | 71 | 45 |
| 2000 | .280 | 5628 | 864 | 1574 | 309 | 34 | 236 | 837 | 47 | 43 | 93 | 52 |
| 2001 | .261 | 5551 | 691 | 1447 | 275 | 26 | 158 | 662 | 46 | 53 | 116 | 52 |
| 2002 | .282★ | 5678★ | 851 | 1603★ | 333 | 32 | 152 | 811 | 49★ | 64 | 117 | 51 |
| 2003 | .268 | 5487 | 736 | 1473 | 276 | 33 | 150 | 687 | 50 | 50 | 129 | 61 |
| 2004 | .282★ | 5675 | 836 | 1603 | 272 | 37 | 162 | 783 | 56 | 41 | 143★ | 46 |
| 2005 | .270 | 5624 | 761 | 1520 | 278 | 30 | 147 | 726 | 43 | 39 | 161★ | 57 |
| 2006 | .274 | 5609 | 766 | 1539 | 309 | 29 | 159 | 737 | 31 | 53 | 148★ | 57 |
| 2007 | .284 | 5554 | 822 | 1578 | 324 | 23 | 123 | 776 | 32 | 65 | 139 | 55 |
| 2008 | .268 | 5540 | 765 | 1486 | 274 | 25 | 159 | 721 | 32 | 50 | 129 | 48 |
| 2009 | .285★ | 5622 | 883 | 1604★ | 293 | 33 | 173 | 841 | 43 | 52 | 148 | 63 |
| 2010 | .248 | 5488 | 681 | 1363 | 276 | 19 | 155 | 656 | 42 | 37 | 104 | 52 |
| 2011 | .253 | 5513 | 667 | 1394 | 289 | 34 | 155 | 629 | 50 | 32 | 135 | 52 |
| 2012 | .274★ | 5536 | 767 | 1518 | 273 | 22 | 187 | 732 | 47★ | 41 | 134 | 33 |
| 2013 | .264 | 5588 | 733 | 1476 | 270 | 39★ | 164 | 696 | 37 | 64★ | 82 | 34 |
| 2014 | .259 | 5652★ | 773★ | 1464 | 304 | 31 | 155 | 729 | 26 | 54 | 81 | 39 |
| 2015 | .246 | 5417 | 661 | 1331 | 243 | 21 | 176 | 621 | 37 | 40 | 52 | 34 |
| 2016 | .260 | 5431 | 717 | 1410 | 279 | 20 | 156 | 686 | 36 | 49 | 73 | 34 |
| 2017 | .243 | 5415 | 710 | 1314 | 251 | 14 | 186 | 678 | 17 | 46 | 136 | 44 |
| 2018 | .242 | 5472 | 721 | 1323 | 249 | 23 | 214 | 690 | 7 | 39 | 89 | 22 |
| 2019 | .247 | 5542 | 769 | 1368 | 268 | 21 | 220 | 734 | 4 | 42 | 65 | 20 |
| 2020 | .248 | 2020 | 294 | 501 | 97 | 8 | 85 | 285 | 6 | 18 | 21 | 8 |
| 2021 | .245 | 5437 | 723 | 1331 | 265 | 23 | 190 | 691 | 30 | 25 | 79 | 26 |
| 2022 | .233 | 5423 | 623 | 1265 | 219 | 31 | 190 | 600 | 25 | 25 | 77 | 27 |
| 2023 | .245 | 5489 | 739 | 1346 | 248 | 26 | 231 | 708 | 8 | 46 | 72 | 31 |
| 2024 | .229 | 5357 | 635 | 1227 | 227 | 15 | 165 | 596 | 12 | 35 | 133 | 50 |

★ Led or tied for League lead

CLUB HISTORY



| | AVG | AB | R | H | TB | 2B | 3B | HR | RBI | SH | SF | BB | SO | SB | CS |
|------|------|-----|-----|-----|-----|----|----|----|-----|----|----|-----|-----|----|----|
| 1973 | .255 | 604 | 88 | 154 | 276 | 27 | 1 | 31 | 100 | 2 | 3 | 90 | 105 | 1 | 2 |
| 1974 | .240 | 572 | 85 | 137 | 242 | 32 | 2 | 23 | 78 | 1 | 8 | 101 | 110 | 8 | 2 |
| 1975 | .225 | 579 | 75 | 130 | 195 | 22 | 2 | 13 | 80 | 6 | 13 | 90 | 102 | 24 | 9 |
| 1976 | .251 | 618 | 66 | 155 | 226 | 29 | 3 | 12 | 77 | 6 | 6 | 58 | 93 | 11 | 7 |
| 1977 | .242 | 592 | 83 | 143 | 245 | 30 | 3 | 22 | 73 | 3 | 4 | 73 | 104 | 20 | 12 |
| 1978 | .240 | 604 | 96 | 145 | 256 | 25 | 1 | 28 | 92 | 2 | 9 | 71 | 103 | 13 | 6 |
| 1979 | .318 | 616 | 110 | 196 | 340 | 31 | 1 | 37 | 134 | 2 | 7 | 80 | 82 | 14 | 6 |
| 1980 | .310 | 609 | 88 | 189 | 267 | 29 | 2 | 15 | 101 | 1 | 11 | 74 | 74 | 8 | 11 |
| 1981 | .233 | 407 | 55 | 95 | 170 | 17 | 2 | 18 | 72 | 0 | 6 | 47 | 52 | 4 | 3 |
| 1982 | .261 | 637 | 85 | 166 | 274 | 25 | 1 | 27 | 103 | 0 | 8 | 61 | 75 | 10 | 4 |
| 1983 | .257 | 635 | 84 | 163 | 247 | 21 | 0 | 21 | 82 | 2 | 5 | 76 | 138 | 2 | 6 |
| 1984 | .230 | 613 | 76 | 141 | 253 | 21 | 2 | 29 | 96 | 2 | 1 | 69 | 152 | 8 | 4 |
| 1985 | .225 | 605 | 88 | 136 | 244 | 27 | 3 | 25 | 97 | 2 | 7 | 84 | 143 | 6 | 5 |
| 1986 | .249 | 602 | 94 | 150 | 249 | 21 | 3 | 24 | 76 | 1 | 5 | 109 | 142 | 1 | 3 |
| 1987 | .278 | 630 | 106 | 175 | 300 | 35 | 3 | 28 | 89 | 3 | 3 | 95 | 74 | 3 | 5 |
| 1988 | .237 | 608 | 91 | 144 | 249 | 20 | 2 | 27 | 80 | 6 | 6 | 91 | 78 | 5 | 4 |
| 1989 | .277 | 629 | 67 | 174 | 260 | 32 | 3 | 16 | 72 | 1 | 5 | 61 | 105 | 0 | 2 |
| 1990 | .285 | 617 | 89 | 176 | 280 | 35 | 3 | 21 | 87 | 0 | 7 | 88 | 96 | 2 | 5 |
| 1991 | .236 | 636 | 67 | 150 | 233 | 28 | 2 | 17 | 73 | 1 | 4 | 48 | 130 | 8 | 5 |
| 1992 | .247 | 647 | 77 | 160 | 226 | 27 | 3 | 11 | 62 | 4 | 3 | 34 | 102 | 18 | 15 |
| 1993 | .245 | 624 | 83 | 153 | 269 | 35 | 0 | 27 | 119 | 0 | 1 | 74 | 146 | 5 | 5 |
| 1994 | .309 | 424 | 74 | 131 | 229 | 18 | 1 | 26 | 84 | 1 | 6 | 72 | 96 | 3 | 2 |
| 1995 | .302 | 530 | 101 | 160 | 252 | 26 | 0 | 22 | 99 | 0 | 10 | 103 | 97 | 5 | 4 |
| 1996 | .278 | 612 | 80 | 170 | 288 | 26 | 1 | 30 | 106 | 2 | 7 | 94 | 115 | 5 | 2 |
| 1997 | .237 | 595 | 78 | 141 | 213 | 25 | 1 | 15 | 62 | 3 | 9 | 72 | 107 | 13 | 6 |
| 1998 | .288 | 565 | 95 | 163 | 278 | 36 | 2 | 25 | 100 | 1 | 10 | 101 | 128 | 2 | 2 |
| 1999 | .258 | 590 | 66 | 152 | 268 | 29 | 0 | 29 | 106 | 1 | 2 | 51 | 118 | 5 | 1 |
| 2000 | .275 | 578 | 93 | 159 | 264 | 27 | 0 | 26 | 81 | 1 | 1 | 86 | 96 | 8 | 5 |
| 2001 | .212 | 572 | 40 | 121 | 163 | 18 | 0 | 8 | 56 | 5 | 6 | 48 | 132 | 8 | 7 |
| 2002 | .280 | 589 | 93 | 165 | 294 | 43 | 7 | 24 | 86 | 2 | 4 | 46 | 78 | 12 | 3 |
| 2003 | .256 | 574 | 65 | 147 | 239 | 30 | 1 | 20 | 86 | 1 | 4 | 66 | 99 | 6 | 6 |
| 2004 | .240 | 575 | 80 | 138 | 233 | 25 | 2 | 22 | 74 | 0 | 5 | 65 | 121 | 9 | 3 |
| 2005 | .255 | 584 | 78 | 149 | 221 | 26 | 2 | 14 | 69 | 4 | 7 | 54 | 102 | 15 | 5 |
| 2006 | .294 | 586 | 92 | 172 | 290 | 27 | 2 | 29 | 97 | 0 | 4 | 52 | 98 | 9 | 3 |
| 2007 | .257 | 591 | 85 | 152 | 231 | 23 | 1 | 18 | 79 | 1 | 4 | 47 | 78 | 6 | 7 |
| 2008 | .271 | 597 | 83 | 162 | 289 | 21 | 3 | 24 | 89 | 2 | 5 | 98 | 115 | 3 | 0 |
| 2009 | .296 | 622 | 104 | 184 | 292 | 31 | 1 | 25 | 93 | 3 | 1 | 46 | 99 | 7 | 2 |
| 2010 | .231 | 559 | 59 | 129 | 209 | 27 | 1 | 17 | 72 | 2 | 5 | 71 | 122 | 1 | 2 |
| 2011 | .237 | 573 | 68 | 136 | 209 | 25 | 3 | 14 | 70 | 1 | 4 | 87 | 126 | 19 | 7 |
| 2012 | .273 | 607 | 84 | 166 | 284 | 33 | 2 | 27 | 91 | 0 | 2 | 37 | 139 | 3 | 0 |
| 2013 | .264 | 602 | 73 | 159 | 249 | 29 | 2 | 19 | 81 | 0 | 4 | 69 | 138 | 4 | 0 |
| 2014 | .253 | 593 | 72 | 150 | 262 | 27 | 2 | 27 | 97 | 1 | 7 | 47 | 148 | 6 | 8 |
| 2015 | .235 | 570 | 67 | 134 | 231 | 26 | 1 | 23 | 77 | 1 | 6 | 44 | 103 | 6 | 3 |
| 2016 | .258 | 594 | 72 | 153 | 262 | 20 | 1 | 29 | 115 | 0 | 6 | 50 | 86 | 10 | 2 |
| 2017 | .239 | 607 | 58 | 145 | 235 | 18 | 0 | 24 | 102 | 0 | 5 | 42 | 98 | 9 | 1 |
| 2018 | .267 | 577 | 84 | 154 | 285 | 28 | 2 | 33 | 97 | 0 | 3 | 63 | 155 | 12 | 5 |
| 2019 | .253 | 601 | 81 | 152 | 264 | 33 | 5 | 23 | 84 | 0 | 7 | 55 | 146 | 15 | 4 |
| 2020 | .178 | 225 | 35 | 40 | 84 | 8 | 0 | 12 | 34 | 0 | 0 | 33 | 65 | 7 | 1 |
| 2021 | .260 | 497 | 96 | 129 | 298 | 21 | 8 | 44 | 93 | 0 | 1 | 86 | 173 | 25 | 8 |
| 2022 | .265 | 620 | 93 | 164 | 311 | 30 | 6 | 35 | 101 | 0 | 3 | 77 | 174 | 11 | 9 |
| 2023 | .287 | 607 | 114 | 174 | 367 | 28 | 9 | 49 | 108 | 0 | 3 | 103 | 185 | 20 | 6 |
| 2024 | .223 | 601 | 61 | 134 | 199 | 27 | 1 | 12 | 49 | 0 | 2 | 58 | 163 | 6 | 5 |

HUNDRED HOME RUN HALOS

There have been 20 players to connect for 100+ home runs in an Angels uniform...

| | | | | | |
|-----|-------------------------------|-----|-----|--------------------------------|-----|
| 1. | Mike Trout (2011-) | 378 | 11. | Don Baylor (1977-1982) | 141 |
| 2. | Tim Salmon (1992-2006) | 299 | 12. | Kole Calhoun (2012-2019) | 140 |
| 3. | Garret Anderson (1994-2008) | 272 | 13. | Doug DeCinces (1982-1987) | 130 |
| T4. | Brian Downing (1978-1990) | 222 | 14. | Reggie Jackson (1982-1986) | 123 |
| | Albert Pujols (2012-2021) | 222 | 15. | Jim Edmonds (1993-1999) | 121 |
| 6. | Troy Glaus (1998-2004) | 182 | 16. | Wally Joyner (1986-1991, 2001) | 117 |
| 7. | Vladimir Guerrero (2004-2009) | 173 | 17. | Jim Fregosi (1961-1971) | 115 |
| 8. | Shohei Ohtani (2018-2023) | 171 | 18. | Darin Erstad (1996-2006) | 114 |
| 9. | Chili Davis (1988-1996) | 156 | 19. | Torii Hunter (2008-2012) | 105 |
| 10. | Bobby Grich (1977-1986) | 154 | 20. | Jack Howell (1985-90, 1996-97) | 100 |



CLUB HISTORY

| | AVG | AB | R | H | 2B | 3B | HR | RBI | SF | BB | SO | SB |
|------|------|-----|----|----|----|----|----|-----|----|----|----|----|
| 1961 | .239 | 247 | 21 | 59 | 8 | 0 | 7 | 30 | 2 | 34 | 50 | 0 |
| 1962 | .166 | 187 | 18 | 31 | 4 | 1 | 5 | 33 | 4 | 32 | 59 | 0 |
| 1963 | .207 | 193 | 13 | 40 | 4 | 0 | 2 | 21 | 3 | 22 | 49 | 1 |
| 1964 | .267 | 191 | 19 | 51 | 7 | 1 | 2 | 25 | 2 | 23 | 39 | 0 |
| 1965 | .202 | 208 | 14 | 42 | 3 | 1 | 1 | 17 | 1 | 25 | 41 | 3 |
| 1966 | .217 | 203 | 21 | 44 | 5 | 0 | 4 | 23 | 3 | 32 | 52 | 0 |
| 1967 | .204 | 216 | 23 | 44 | 4 | 0 | 3 | 25 | 1 | 29 | 49 | 0 |
| 1968 | .215 | 242 | 11 | 52 | 1 | 0 | 2 | 32 | 6 | 30 | 55 | 0 |
| 1969 | .214 | 201 | 12 | 43 | 5 | 0 | 1 | 25 | 3 | 32 | 41 | 0 |
| 1970 | .203 | 236 | 13 | 48 | 4 | 0 | 2 | 28 | 7 | 11 | 60 | 0 |
| 1971 | .231 | 216 | 16 | 50 | 6 | 0 | 4 | 31 | 4 | 27 | 40 | 0 |
| 1972 | .250 | 172 | 25 | 43 | 5 | 0 | 3 | 38 | 3 | 25 | 38 | 0 |
| 1973 | .247 | 174 | 23 | 43 | 5 | 0 | 3 | 38 | 4 | 25 | 40 | 1 |
| 1974 | .214 | 154 | 11 | 33 | 8 | 0 | 1 | 33 | 7 | 25 | 25 | 2 |
| 1975 | .224 | 107 | 8 | 24 | 7 | 1 | 0 | 27 | 2 | 16 | 30 | 1 |
| 1976 | .223 | 148 | 13 | 33 | 3 | 1 | 1 | 22 | 1 | 21 | 43 | 0 |
| 1977 | .248 | 137 | 10 | 34 | 6 | 0 | 3 | 22 | 1 | 18 | 30 | 0 |
| 1978 | .202 | 99 | 5 | 20 | 1 | 0 | 2 | 22 | 0 | 13 | 23 | 2 |
| 1979 | .262 | 65 | 6 | 17 | 3 | 1 | 0 | 13 | 1 | 11 | 12 | 1 |
| 1980 | .282 | 117 | 10 | 33 | 7 | 0 | 2 | 27 | 0 | 14 | 25 | 0 |
| 1981 | .148 | 54 | 0 | 8 | 1 | 0 | 0 | 5 | 1 | 2 | 10 | 1 |
| 1982 | .338 | 65 | 9 | 22 | 8 | 0 | 1 | 17 | 1 | 13 | 17 | 1 |
| 1983 | .277 | 101 | 12 | 28 | 5 | 0 | 4 | 22 | 0 | 7 | 23 | 0 |
| 1984 | .271 | 129 | 12 | 35 | 6 | 0 | 3 | 17 | 2 | 12 | 26 | 0 |
| 1985 | .188 | 149 | 13 | 28 | 4 | 1 | 2 | 22 | 0 | 30 | 36 | 1 |
| 1986 | .256 | 125 | 22 | 32 | 5 | 0 | 4 | 22 | 2 | 27 | 26 | 1 |
| 1987 | .327 | 147 | 22 | 48 | 7 | 2 | 9 | 35 | 0 | 13 | 32 | 0 |
| 1988 | .286 | 140 | 20 | 40 | 4 | 2 | 3 | 31 | 4 | 19 | 27 | 0 |
| 1989 | .206 | 63 | 2 | 13 | 2 | 3 | 1 | 9 | 0 | 3 | 26 | 0 |
| 1990 | .184 | 98 | 4 | 18 | 0 | 1 | 2 | 10 | 1 | 10 | 21 | 1 |
| 1991 | .230 | 74 | 7 | 17 | 3 | 0 | 2 | 10 | 0 | 3 | 9 | 1 |
| 1992 | .233 | 133 | 11 | 31 | 4 | 0 | 3 | 22 | 3 | 17 | 31 | 1 |
| 1993 | .272 | 103 | 11 | 28 | 2 | 2 | 3 | 15 | 1 | 15 | 24 | 0 |
| 1994 | .262 | 84 | 11 | 22 | 2 | 0 | 2 | 11 | 0 | 14 | 25 | 0 |
| 1995 | .252 | 127 | 6 | 32 | 6 | 0 | 1 | 22 | 1 | 7 | 22 | 1 |
| 1996 | .252 | 127 | 10 | 32 | 4 | 0 | 7 | 20 | 0 | 12 | 21 | 0 |
| 1997 | .211 | 71 | 9 | 15 | 5 | 0 | 0 | 8 | 1 | 9 | 19 | 0 |
| 1998 | .200 | 100 | 5 | 20 | 7 | 0 | 0 | 9 | 0 | 12 | 23 | 0 |
| 1999 | .234 | 111 | 15 | 26 | 6 | 0 | 2 | 11 | 2 | 20 | 35 | 0 |
| 2000 | .231 | 82 | 12 | 19 | 3 | 0 | 2 | 11 | 2 | 22 | 19 | 1 |
| 2001 | .245 | 102 | 16 | 25 | 3 | 1 | 4 | 15 | 2 | 7 | 28 | 1 |
| 2002 | .288 | 118 | 12 | 34 | 6 | 1 | 2 | 20 | 0 | 7 | 27 | 5 |
| 2003 | .313 | 99 | 14 | 31 | 9 | 0 | 1 | 18 | 0 | 12 | 25 | 2 |
| 2004 | .260 | 77 | 13 | 20 | 4 | 0 | 2 | 11 | 1 | 7 | 26 | 4 |
| 2005 | .234 | 77 | 10 | 18 | 6 | 0 | 1 | 12 | 1 | 10 | 16 | 1 |
| 2006 | .171 | 82 | 13 | 14 | 2 | 3 | 4 | 8 | 1 | 16 | 28 | 2 |
| 2007 | .250 | 84 | 12 | 34 | 7 | 0 | 2 | 10 | 2 | 13 | 23 | 2 |
| 2008 | .182 | 66 | 2 | 12 | 2 | 1 | 0 | 13 | 1 | 3 | 12 | 1 |
| 2009 | .308 | 65 | 11 | 20 | 1 | 0 | 2 | 12 | 0 | 9 | 15 | 1 |
| 2010 | .171 | 76 | 9 | 13 | 0 | 0 | 0 | 5 | 1 | 12 | 24 | 2 |
| 2011 | .145 | 76 | 6 | 11 | 2 | 0 | 2 | 9 | 2 | 9 | 21 | 2 |
| 2012 | .194 | 67 | 7 | 13 | 2 | 0 | 2 | 17 | 1 | 3 | 18 | 2 |
| 2013 | .225 | 71 | 11 | 16 | 2 | 0 | 3 | 6 | 0 | 12 | 23 | 0 |
| 2014 | .238 | 105 | 10 | 25 | 6 | 1 | 1 | 17 | 2 | 1 | 28 | 0 |
| 2015 | .238 | 101 | 8 | 22 | 3 | 0 | 1 | 14 | 1 | 2 | 23 | 0 |
| 2016 | .171 | 82 | 9 | 14 | 4 | 0 | 1 | 11 | 0 | 13 | 29 | 0 |
| 2017 | .253 | 99 | 9 | 25 | 5 | 0 | 1 | 19 | 1 | 8 | 27 | 5 |
| 2018 | .162 | 99 | 13 | 16 | 3 | 0 | 5 | 14 | 0 | 11 | 38 | 3 |
| 2019 | .205 | 83 | 6 | 17 | 1 | 0 | 2 | 14 | 1 | 13 | 35 | 0 |
| 2020 | .211 | 19 | 1 | 4 | 1 | 0 | 0 | 1 | 0 | 1 | 8 | 0 |
| 2021 | .154 | 65 | 9 | 10 | 1 | 0 | 0 | 9 | 1 | 4 | 22 | 0 |
| 2022 | .130 | 100 | 7 | 13 | 2 | 0 | 2 | 12 | 0 | 16 | 36 | 1 |
| 2023 | .175 | 97 | 9 | 17 | 2 | 1 | 3 | 9 | 1 | 11 | 34 | 0 |
| 2024 | .156 | 90 | 9 | 14 | 2 | 0 | 1 | 10 | 2 | 6 | 36 | 2 |

CLUB HISTORY



COMBINED ERA ★

| | |
|------------------|------|
| 1. Dean Chance | 2.83 |
| 2. Nolan Ryan | 3.07 |
| 3. Frank Tanana | 3.08 |
| 4. George Brunet | 3.13 |
| 5. Clyde Wright | 3.28 |
| 6. Jered Weaver | 3.55 |
| 7. Rudy May | 3.67 |
| 8. Chuck Finley | 3.72 |
| 9. Mike Witt | 3.76 |
| 10. John Lackey | 3.81 |

WINS

| | |
|--------------------|-----|
| 1. Chuck Finley | 165 |
| 2. Jered Weaver | 150 |
| 3. Nolan Ryan | 138 |
| 4. Mike Witt | 109 |
| 5. Frank Tanana | 102 |
| 6. John Lackey | 102 |
| 7. Ervin Santana | 96 |
| 8. Mark Langston | 88 |
| 9. Clyde Wright | 87 |
| 10. Kirk McCaskill | 78 |

LOSSES

| | |
|--------------------|-----|
| 1. Chuck Finley | 140 |
| 2. Nolan Ryan | 121 |
| 3. Mike Witt | 107 |
| 4. Jered Weaver | 93 |
| 5. Clyde Wright | 85 |
| 6. Ervin Santana | 80 |
| 7. Frank Tanana | 78 |
| 8. Rudy May | 76 |
| 9. Mark Langston | 74 |
| 10. Kirk McCaskill | 74 |
| Jim Abbott | 74 |

GAMES

| | |
|------------------------|-----|
| 1. Troy Percival | 579 |
| 2. Scot Shields | 491 |
| 3. Chuck Finley | 436 |
| 4. Francisco Rodriguez | 408 |
| 5. Jered Weaver | 322 |
| 6. Kevin Jepsen | 315 |
| 7. Mike Witt | 314 |
| 8. Dave LaRoche | 301 |
| 9. Mike Holtz | 301 |
| 10. Nolan Ryan | 291 |

STARTS

| | |
|-------------------|-----|
| 1. Chuck Finley | 379 |
| 2. Jered Weaver | 322 |
| 3. Nolan Ryan | 288 |
| 4. Mike Witt | 272 |
| 5. John Lackey | 233 |
| 6. Ervin Santana | 233 |
| 7. Frank Tanana | 218 |
| 8. Mark Langston | 210 |
| 9. Kirk McCaskill | 189 |
| 10. Clyde Wright | 189 |

COMPLETE GAMES

| | |
|---------------------|-----|
| 1. Nolan Ryan | 156 |
| 2. Frank Tanana | 92 |
| 3. Mike Witt | 70 |
| 4. Chuck Finley | 57 |
| 5. Clyde Wright | 51 |
| 6. Dean Chance | 48 |
| 7. Andy Messersmith | 42 |
| 8. Geoff Zahn | 42 |
| 9. Rudy May | 35 |
| 10. Bill Singer | 35 |

SHUTOUTS

| | |
|---------------------|----|
| 1. Nolan Ryan | 40 |
| 2. Frank Tanana | 24 |
| 3. Dean Chance | 21 |
| 4. George Brunet | 14 |
| 5. Chuck Finley | 14 |
| 6. Geoff Zahn | 13 |
| 7. Rudy May | 12 |
| 8. Kirk McCaskill | 11 |
| 9. Andy Messersmith | 11 |
| 10. Mike Witt | 10 |

SAVES

| | |
|------------------------|-----|
| 1. Troy Percival | 316 |
| 2. Francisco Rodriguez | 208 |
| 3. Bryan Harvey | 126 |
| 4. Ernesto Frieri | 71 |
| 5. Brian Fuentes | 66 |
| 6. Huston Street | 66 |
| 7. Dave LaRoche | 65 |
| 8. Donnie Moore | 61 |
| 9. Bob Lee | 58 |
| 10. Carlos Estévez | 51 |

STARTERS ERA

| | |
|---------------------|------|
| 1. Dean Chance | 2.86 |
| 2. Andy Messersmith | 2.94 |
| 3. Nolan Ryan | 3.05 |
| 4. Frank Tanana | 3.08 |
| 5. George Brunet | 3.12 |
| 6. Clyde Wright | 3.27 |
| 7. Jim McGlothlin | 3.29 |
| 8. Fred Newman | 3.44 |
| 9. Garrett Richards | 3.45 |
| 10. Dan Haren | 3.53 |

INNINGS PITCHED

| | |
|------------------|---------|
| 1. Chuck Finley | 2,675.0 |
| 2. Nolan Ryan | 2,181.1 |
| 3. Jered Weaver | 2,025.0 |
| 4. Mike Witt | 1,965.1 |
| 5. Frank Tanana | 1,615.1 |
| 6. John Lackey | 1,501.0 |
| 7. Ervin Santana | 1,475.2 |
| 8. Mark Langston | 1,445.1 |
| 9. Clyde Wright | 1,403.1 |
| 10. Dean Chance | 1,236.2 |

HITS

| | |
|--------------------|-------|
| 1. Chuck Finley | 2,544 |
| 2. Mike Witt | 1,932 |
| 3. Jered Weaver | 1,861 |
| 4. Nolan Ryan | 1,520 |
| 5. John Lackey | 1,519 |
| 6. Frank Tanana | 1,461 |
| 7. Ervin Santana | 1,444 |
| 8. Mark Langston | 1,341 |
| 9. Clyde Wright | 1,310 |
| 10. Kirk McCaskill | 1,191 |

HOME RUNS

| | |
|--------------------|-----|
| 1. Chuck Finley | 254 |
| 2. Jered Weaver | 246 |
| 3. Ervin Santana | 203 |
| 4. Mike Witt | 167 |
| 5. John Lackey | 151 |
| 6. Jarrod Washburn | 150 |
| 7. Frank Tanana | 146 |
| 8. Mark Langston | 145 |
| 9. Ramon Ortiz | 136 |
| 10. Nolan Ryan | 115 |

BASES ON BALLS

| | |
|--------------------|-------|
| 1. Nolan Ryan | 1,302 |
| 2. Chuck Finley | 1,118 |
| 3. Mike Witt | 656 |
| 4. Mark Langston | 551 |
| 5. Jered Weaver | 539 |
| 6. Rudy May | 484 |
| 7. Ervin Santana | 475 |
| 8. Dean Chance | 462 |
| 9. Clyde Wright | 449 |
| 10. Kirk McCaskill | 448 |

STRIKEOUTS

| | |
|------------------|-------|
| 1. Nolan Ryan | 2,416 |
| 2. Chuck Finley | 2,151 |
| 3. Jered Weaver | 1,598 |
| 4. Mike Witt | 1,283 |
| 5. Frank Tanana | 1,233 |
| 6. John Lackey | 1,201 |
| 7. Ervin Santana | 1,167 |
| 8. Mark Langston | 1,112 |
| 9. Dean Chance | 857 |
| 10. Rudy May | 844 |

MOST SO/9 IP *

| | |
|------------------------|------|
| 1. Francisco Rodriguez | 11.7 |
| 2. Shohei Ohtani | 11.4 |
| 3. Bryan Harvey | 10.7 |
| 4. Troy Percival | 10.4 |
| 5. Nolan Ryan | 10.0 |
| 6. REID DETMERS | 9.8 |
| 7. Cam Bedrosian | 9.4 |
| 8. Andrew Heaney | 9.4 |
| 9. Brendan Donnelly | 9.0 |
| 10. Félix Peña | 9.0 |

FEWEST HITS/9 IP *

| | |
|------------------------|-----|
| 1. Troy Percival | 6.0 |
| 2. Francisco Rodriguez | 6.1 |
| 3. Nolan Ryan | 6.3 |
| 4. Bryan Harvey | 6.4 |
| 5. Shohei Ohtani | 6.5 |
| 6. Andy Messersmith | 6.5 |
| 7. Bob Lee | 6.6 |
| 8. Mark Clear | 7.0 |
| 9. Brendan Donnelly | 7.3 |
| 10. Art Fowler | 7.3 |

LOWEST WHIP *

| | |
|------------------------|------|
| 1. Shohei Ohtani | 1.08 |
| 2. Bob Lee | 1.09 |
| 3. Troy Percival | 1.10 |
| 4. Art Fowler | 1.11 |
| 5. Francisco Rodriguez | 1.11 |
| 6. Bryan Harvey | 1.12 |
| 7. Andy Messersmith | 1.14 |
| 8. Dan Haren | 1.14 |
| 9. Frank Tanana | 1.17 |
| 10. Brendan Donnelly | 1.17 |

RELIEF ERA *

| | |
|------------------------|------|
| 1. Bob Lee | 1.97 |
| 2. Francisco Rodriguez | 2.35 |
| 3. Bryan Harvey | 2.49 |
| 4. Greg Minton | 2.66 |
| 5. Donnie Moore | 2.75 |
| 6. Don Aase | 2.81 |
| 7. Mark Eichhorn | 2.81 |
| 8. Dyer Miller | 2.81 |
| 9. Brendan Donnelly | 2.87 |
| 10. Troy Percival | 2.99 |

FEWEST BB/9 IP *

| | |
|---------------------|------|
| 1. Paul Byrd | 1.23 |
| 2. Dan Haren | 1.70 |
| 3. Bert Blyleven | 1.75 |
| 4. Don Sutton | 2.04 |
| 5. Matt Shoemaker | 2.13 |
| 6. Paul Hartzell | 2.14 |
| 7. Joel Pineiro | 2.17 |
| 8. Gary Ross | 2.18 |
| 9. Ken Forsch | 2.24 |
| 10. John Candelaria | 2.26 |

FEWEST HR/9 IP *

| | |
|------------------|------|
| 1. Mark Eichhorn | 0.32 |
| 2. Mark Clear | 0.32 |
| 3. Greg Minton | 0.35 |
| 4. Ed Figueroa | 0.44 |
| 5. Dean Chance | 0.44 |
| 6. Nolan Ryan | 0.47 |
| 7. Lloyd Allen | 0.49 |
| 8. Paul Hartzell | 0.49 |
| 9. Kevin Jepsen | 0.51 |
| 10. Bill Singer | 0.54 |

RELIEF WINS

| | |
|------------------------|----|
| 1. Scot Shields | 42 |
| 2. Dave LaRoche | 34 |
| 3. Shigetoshi Hasegawa | 30 |
| 4. Troy Percival | 29 |
| 5. Luis Sanchez | 28 |
| 6. Francisco Rodriguez | 23 |
| 7. Brendan Donnelly | 23 |
| 8. Mark Clear | 22 |
| 9. Minnie Rojas | 21 |
| 10. Four players tied | 19 |

ALL CAPS/BOLD — Current Angel

★ Minimum of 1000 IP

* Minimum of 500 IP as a starter

* Minimum of 200 IP



CLUB HISTORY

ERA

(based on min. of 162 IP)

| | | | |
|-----|------------------|------|-------|
| 1. | Dean Chance | 1.65 | 1964★ |
| 2. | Nolan Ryan | 2.28 | 1972 |
| 3. | Shohei Ohtani | 2.33 | 2022 |
| 4. | Chuck Finley | 2.40 | 1990 |
| 5. | Jered Weaver | 2.41 | 2011 |
| 6. | Frank Tanana | 2.43 | 1976 |
| 7. | Andy Messersmith | 2.52 | 1969 |
| 8. | Frank Tanana | 2.54 | 1977★ |
| 9. | George Brunet | 2.56 | 1965 |
| 10. | Chuck Finley | 2.57 | 1989 |

WINS

| | | | |
|----|------------------|----|-------|
| 1. | Nolan Ryan | 22 | 1974 |
| | Clyde Wright | 22 | 1970 |
| 3. | Bartolo Colon | 21 | 2005★ |
| | Nolan Ryan | 21 | 1973 |
| 5. | Jered Weaver | 20 | 2012★ |
| | Bill Singer | 20 | 1973 |
| | Andy Messersmith | 20 | 1971 |
| | Dean Chance | 20 | 1964★ |
| 9. | John Lackey | 19 | 2007 |
| | Mark Langston | 19 | 1991 |
| | Nolan Ryan | 19 | 1977 |
| | Frank Tanana | 19 | 1976 |
| | Nolan Ryan | 19 | 1972 |

LOSSES

| | | | |
|----|----------------|----|-------|
| 1. | Kirk McCaskill | 19 | 1991★ |
| | Frank Tanana | 19 | 1974 |
| | Clyde Wright | 19 | 1973 |
| | George Brunet | 19 | 1967★ |
| 5. | Jim Abbott | 18 | 1996★ |
| | Nolan Ryan | 18 | 1976 |
| | Dean Chance | 18 | 1963 |

GAMES

| | | | |
|----|---------------------|----|-------|
| 1. | Scot Shields | 78 | 2005 |
| 2. | José Álvarez | 76 | 2018 |
| | Joe Smith | 76 | 2014 |
| | Francisco Rodriguez | 76 | 2008★ |
| 5. | Dane De La Rosa | 75 | 2013 |
| 6. | Kevin Jepsen | 74 | 2014 |
| | Scot Shields | 74 | 2006 |
| | Steve Cishek | 74 | 2021 |
| 9. | Six players tied | 72 | |

STARTS

| | | | |
|----|------------------|----|------|
| 1. | Nolan Ryan | 41 | 1974 |
| 2. | Bill Singer | 40 | 1973 |
| 3. | Nolan Ryan | 39 | 1976 |
| | Nolan Ryan | 39 | 1973 |
| | Nolan Ryan | 39 | 1972 |
| | Clyde Wright | 39 | 1970 |
| 7. | Andy Messersmith | 38 | 1971 |
| | Tom Murphy | 38 | 1970 |
| 9. | Nolan Ryan | 37 | 1977 |
| | Clyde Wright | 37 | 1971 |
| | George Brunet | 37 | 1967 |
| | Dean Chance | 37 | 1966 |

COMPLETE GAMES

| | | | |
|-----|--------------|----|-------|
| 1. | Nolan Ryan | 26 | 1974 |
| | Nolan Ryan | 26 | 1973 |
| 3. | Frank Tanana | 23 | 1976 |
| 4. | Nolan Ryan | 22 | 1977★ |
| 5. | Nolan Ryan | 21 | 1976 |
| 6. | Frank Tanana | 20 | 1977 |
| | Nolan Ryan | 20 | 1972 |
| 8. | Bill Singer | 19 | 1973 |
| | Nolan Ryan | 17 | 1979 |
| 10. | Ed Figueroa | 16 | 1975 |
| | Frank Tanana | 16 | 1975 |

SHUTOUTS

| | | | |
|----|----------------|----|-------|
| 1. | Dean Chance | 11 | 1964★ |
| 2. | Nolan Ryan | 9 | 1972★ |
| 3. | Frank Tanana | 7 | 1977★ |
| | Nolan Ryan | 7 | 1976★ |
| 5. | Jim McGlothlin | 6 | 1967 |
| 6. | Bert Blyleven | 5 | 1989 |
| | George Brunet | 5 | 1968 |
| | Nolan Ryan | 5 | 1975 |
| | Nolan Ryan | 5 | 1979 |
| | Frank Tanana | 5 | 1975 |
| | Geoff Zahn | 5 | 1984 |

SAVES

| | | | |
|-----|---------------------|----|-------|
| 1. | Francisco Rodriguez | 62 | 2008★ |
| 2. | Brian Fuentes | 48 | 2009★ |
| 3. | Francisco Rodriguez | 47 | 2006★ |
| 4. | Bryan Harvey | 46 | 1991★ |
| 5. | Francisco Rodriguez | 45 | 2005★ |
| 6. | Troy Percival | 42 | 1998 |
| 7. | Huston Street | 40 | 2015 |
| | Francisco Rodriguez | 40 | 2007 |
| | Troy Percival | 40 | 2002 |
| 10. | Troy Percival | 39 | 2001 |

INNINGS PITCHED

| | | | |
|----|------------------|-------|-------|
| 1. | Nolan Ryan | 332.2 | 1974★ |
| 2. | Nolan Ryan | 326.0 | 1973 |
| 3. | Bill Singer | 315.2 | 1973 |
| 4. | Nolan Ryan | 299.0 | 1977 |
| 5. | Frank Tanana | 288.1 | 1976 |
| 6. | Nolan Ryan | 284.1 | 1976 |
| 7. | Nolan Ryan | 284.0 | 1972 |
| 8. | Dean Chance | 278.1 | 1964★ |
| 9. | Andy Messersmith | 276.2 | 1971 |
| | Clyde Wright | 276.2 | 1971 |

HOME RUNS

| | | | |
|----|-----------------|----|-------|
| 1. | Ramon Ortiz | 40 | 2002★ |
| | Shawn Boskie | 40 | 1996★ |
| 3. | Ervin Santana | 39 | 2012★ |
| 4. | Bartolo Colon | 38 | 2004 |
| | Don Sutton | 38 | 1987 |
| 6. | Jered Weaver | 37 | 2016 |
| | Allen Watson | 37 | 1997★ |
| 8. | Ricky Nolasco | 35 | 2017 |
| 9. | Jarrod Washburn | 34 | 2003★ |
| | Mike Witt | 34 | 1987 |

BASES ON BALLS

| | | | |
|-----|------------------|-----|-------|
| 1. | Nolan Ryan | 204 | 1977★ |
| 2. | Nolan Ryan | 202 | 1974★ |
| 3. | Nolan Ryan | 183 | 1976★ |
| 4. | Nolan Ryan | 162 | 1973★ |
| 5. | Nolan Ryan | 157 | 1972★ |
| 6. | Nolan Ryan | 148 | 1978★ |
| 7. | Nolan Ryan | 132 | 1975 |
| 8. | Bill Singer | 130 | 1973 |
| 9. | Bo Belinsky | 122 | 1962★ |
| 10. | Andy Messersmith | 121 | 1971 |

STRIKEOUTS

| | | | |
|-----|--------------|-----|-------|
| 1. | Nolan Ryan | 383 | 1973★ |
| 2. | Nolan Ryan | 367 | 1974★ |
| 3. | Nolan Ryan | 341 | 1977★ |
| 4. | Nolan Ryan | 329 | 1972★ |
| 5. | Nolan Ryan | 327 | 1976★ |
| 6. | Frank Tanana | 269 | 1975★ |
| 7. | Frank Tanana | 261 | 1976 |
| 8. | Nolan Ryan | 260 | 1978★ |
| 9. | Bill Singer | 241 | 1973 |
| 10. | Jered Weaver | 233 | 2010★ |

MOST SO/9 IP

| | | | |
|------------------|---------------|-------|-------|
| (min. of 162 IP) | | | |
| 1. | Shohei Ohtani | 11.87 | 2022★ |
| 2. | Nolan Ryan | 10.57 | 1973★ |
| 3. | Nolan Ryan | 10.43 | 1972★ |
| 4. | Nolan Ryan | 10.35 | 1976★ |
| 5. | Nolan Ryan | 10.26 | 1977★ |
| 6. | Nolan Ryan | 9.97 | 1978★ |
| 7. | Nolan Ryan | 9.93 | 1974★ |
| 8. | Frank Tanana | 9.41 | 1975★ |
| 9. | Jered Weaver | 9.35 | 2010 |
| 10. | Nolan Ryan | 9.01 | 1979★ |

FEWEST HITS/9 IP

| | | | |
|------------------|------------------|------|-------|
| (min. of 162 IP) | | | |
| 1. | Nolan Ryan | 5.26 | 1972★ |
| 2. | Nolan Ryan | 5.96 | 1977★ |
| 3. | Nolan Ryan | 5.98 | 1974★ |
| 4. | Andy Messersmith | 6.08 | 1969★ |
| 5. | Nolan Ryan | 6.11 | 1976★ |
| 6. | Dean Chance | 6.27 | 1964 |
| 7. | Nolan Ryan | 6.57 | 1973 |
| 8. | Garrett Richards | 6.62 | 2014 |
| 9. | Frank Tanana | 6.62 | 1976 |
| 10. | Andy Messersmith | 6.63 | 1972 |

FEWEST BB/9 IP

| | | | |
|----|---------------|------|-------|
| 1. | Paul Byrd | 1.23 | 2005 |
| 2. | Dan Haren | 1.25 | 2011★ |
| 3. | Ken Forsch | 1.59 | 1981 |
| 4. | Bert Blyleven | 1.64 | 1989 |
| 5. | Bartolo Colon | 1.74 | 2005 |
| 6. | Paul Hartzell | 1.81 | 1977 |
| 7. | Fred Newman | 1.85 | 1964 |
| 8. | Tommy John | 1.88 | 1983 |
| 9. | Don Sutton | 1.93 | 1987 |
| | Ervin Santana | 1.93 | 2008 |

LOWEST WHIP

| | | | |
|------------------|------------------|------|-------|
| (min. of 162 IP) | | | |
| 1. | Frank Tanana | 0.99 | 1976★ |
| 2. | Dean Chance | 1.01 | 1964 |
| 3. | Jered Weaver | 1.01 | 2011 |
| 4. | Shohei Ohtani | 1.01 | 2022 |
| 5. | Jered Weaver | 1.02 | 2012★ |
| 6. | Dan Haren | 1.02 | 2011 |
| 7. | Garrett Richards | 1.04 | 2014 |
| 8. | George Brunet | 1.06 | 1968 |
| 9. | Jered Weaver | 1.07 | 2010 |
| 10. | Andy Messersmith | 1.08 | 1969 |

FEWEST HR/9 IP

| | | | |
|------------------|------------------|------|-------|
| (min. of 162 IP) | | | |
| 1. | Dean Chance | 0.23 | 1964★ |
| 2. | Andy Messersmith | 0.27 | 1972 |
| | Garrett Richards | 0.27 | 2014★ |
| 4. | Paul Hartzell | 0.33 | 1976 |
| 5. | Nolan Ryan | 0.36 | 1977★ |
| | Dean Chance | 0.36 | 1963 |
| 7. | Mike Witt | 0.40 | 1982★ |
| 8. | George Brunet | 0.41 | 1965 |
| | Nolan Ryan | 0.41 | 1976 |
| 10. | Fred Newman | 0.43 | 1964 |

RELIEF WINS

| | | | |
|----|---------------------|----|------|
| 1. | Minnie Rojas | 12 | 1967 |
| | Jack Sanford | 12 | 1966 |
| 3. | Mark Clear | 11 | 1980 |
| | Mark Clear | 11 | 1979 |
| 5. | Jose Arredondo | 10 | 2008 |
| | Scot Shields | 10 | 2005 |
| | Shigetoshi Hasegawa | 10 | 2000 |
| | Dave LaRoche | 10 | 1978 |
| | Mark Petkovsek | 10 | 1999 |
| | Luis Sanchez | 10 | 1983 |

RELIEF APPEARANCES

| | | | |
|----|---------------------|----|-------|
| 1. | Scot Shields | 78 | 2005 |
| 2. | José Álvarez | 76 | 2018 |
| | Joe Smith | 76 | 2014 |
| | Francisco Rodriguez | 76 | 2008★ |
| 5. | Dane De La Rosa | 75 | 2013 |
| 6. | Steve Cishek | 74 | 2021 |
| | Kevin Jepsen | 74 | 2014 |
| | Scot Shields | 74 | 2006 |
| 9. | Hunter Strickland | 72 | 2024 |
| | Ty Buttrey | 72 | 2019 |
| | Fernando Salas | 72 | 2015 |
| | Fernando Rodney | 72 | 2010 |
| | Minnie Rojas | 72 | 1967 |

SAVES-BLOWN SAVES PCT.

| | | | | |
|-----------------|---------------------|------|------|------|
| (min. 30 saves) | | | | |
| 1. | Troy Percival | 39-3 | 92.9 | 2001 |
| 2. | Troy Percival | 36-3 | 92.3 | 1996 |
| 3. | Francisco Rodriguez | 47-4 | 92.2 | 2006 |
| 4. | Troy Percival | 40-4 | 90.9 | 2002 |
| 5. | Ernesto Frieri | 37-4 | 90.2 | 2013 |
| | Lee Smith | 37-4 | 90.2 | 1995 |
| 7. | Francisco Rodriguez | 45-5 | 90.0 | 2005 |
| 8. | Francisco Rodriguez | 62-7 | 89.9 | 2008 |
| 9. | Troy Percival | 33-4 | 89.2 | 2003 |
| 10. | Huston Street | 40-5 | 88.9 | 2015 |

ALL CAPS/BOLD — Current Angels

★ Led or tied for league lead

CLUB HISTORY



WINS

| | | |
|-------------------|----|------|
| 1. Matt Shoemaker | 16 | 2014 |
| 2. Dean Chance | 14 | 1962 |
| Marcelino Lopez | 14 | 1965 |
| Frank Tanana | 14 | 1974 |
| 5. Jason Dickson | 13 | 1997 |

GAMES

| | | |
|---------------------|----|------|
| 1. Dane De La Rosa | 75 | 2013 |
| 2. Ty Buttrey | 72 | 2019 |
| 3. Noé Ramirez | 69 | 2018 |
| Bill Kelso | 69 | 1967 |
| 4. Keynan Middleton | 64 | 2017 |
| José Álvarez | 64 | 2015 |
| Jason Bulger | 64 | 2009 |
| Bob Lee | 64 | 1964 |

STARTS

| | | |
|------------------|----|------|
| 1. Ken McBride | 36 | 1961 |
| 2. Frank Tanana | 35 | 1974 |
| 3. Ron Romanick | 33 | 1984 |
| 4. Jason Dickson | 32 | 1997 |
| Marcelino Lopez | 32 | 1965 |

RELIEF APPEARANCES

| | | |
|---------------------|----|------|
| 1. Dane De La Rosa | 75 | 2013 |
| 2. Ty Buttrey | 72 | 2019 |
| 3. Noé Ramirez | 69 | 2018 |
| Bill Kelso | 69 | 1967 |
| 5. Keynan Middleton | 64 | 2017 |
| José Álvarez | 64 | 2015 |
| Jason Bulger | 64 | 2009 |
| Bob Lee | 64 | 1964 |

COMPLETE GAMES

| | | |
|-----------------|----|------|
| 1. Frank Tanana | 12 | 1974 |
| 2. Ken McBride | 11 | 1961 |
| 3. Ron Romanick | 8 | 1984 |
| Marcelino Lopez | 8 | 1965 |
| 5. Mike Witt | 7 | 1981 |
| Paul Hartzell | 7 | 1976 |

SHUTOUTS

| | | |
|-----------------|---|------|
| 1. Frank Tanana | 4 | 1974 |
| 2. Bo Belinsky | 3 | 1962 |
| 3. Julio Valera | 2 | 1992 |
| Jim Abbott | 2 | 1989 |
| Ron Romanick | 2 | 1984 |
| Paul Hartzell | 2 | 1976 |
| Dean Chance | 2 | 1962 |

SAVES

| | | |
|------------------|----|------|
| 1. Jordan Walden | 32 | 2011 |
| 2. Ken Tatum | 22 | 1969 |
| 3. Bob Lee | 19 | 1964 |
| 4. Bryan Harvey | 17 | 1988 |
| DeWayne Buice | 17 | 1987 |

INNINGS PITCHED

| | | |
|--------------------|-------|------|
| 1. Frank Tanana | 268.2 | 1974 |
| 2. Ken McBride | 241.2 | 1961 |
| 3. Ron Romanick | 229.2 | 1984 |
| 4. Marcelino Lopez | 215.1 | 1965 |
| 5. Dean Chance | 206.2 | 1962 |

BASES ON BALLS

| | | |
|--------------------|-----|--------|
| 1. Bo Belinsky | 122 | 1962 ★ |
| 2. Ken McBride | 102 | 1961 |
| 3. Ron Moeller | 83 | 1961 |
| 4. Marcelino Lopez | 82 | 1965 |
| 5. Rudy May | 78 | 1965 |

STRIKEOUTS

| | | |
|------------------|-----|------|
| 1. Frank Tanana | 180 | 1974 |
| Ken McBride | 180 | 1961 |
| 3. Bo Belinsky | 145 | 1962 |
| 4. Dean Chance | 127 | 1962 |
| 5. Matt Shomaker | 124 | 2014 |

STRIKEOUTS/9 IP

(min. 50 innings pitched)


| | | |
|--------------------|-------|------|
| 1. Troy Percival | 11.40 | 1995 |
| 2. Shohei Ohtani | 10.97 | 2018 |
| 3. Justin Anderson | 10.90 | 2018 |
| 4. Ty Buttrey | 10.45 | 2019 |
| 5. Noé Ramirez | 10.26 | 2018 |

ROOKIE ALL-STAR SELECTIONS

| | |
|-------------------|------|
| RHP Jordan Walden | 2011 |
| RHP Jason Dickson | 1997 |
| RHP Mark Clear | 1979 |
| RHP Ken McBride | 1961 |

ALL CAPS/BOLD — Current Angels

★ Led or tied for league lead



Dean Chance



CLUB HISTORY

| Year | Wins | Losses | ERA * (Starter) | ERA ** (Reliever) | Shutouts | Saves |
|------|----------------------------------|----------------------------|---------------------------|-------------------------|---------------------------------|------------------------|
| 1961 | McBride (12) | McBride (15) | McBride (3.63) | Morgan (2.35) | Four with 1 | Fowler, Morgan (8) |
| 1962 | Chance (14) | Belinsky, D. Lee (11) | Chance (3.10) | Fowler (2.81) | McBride (4) | Duren (9) |
| 1963 | Chance, McBride (13) | Chance (18) | McBride (3.26) | Fowler (2.42) | Four with 2 | Fowler, Navarro (8) |
| 1964 | Chance# (20) | McBride (13) | Chance# (1.57) | B. Lee (1.31) | Chance# (11) | B. Lee (17) |
| 1965 | Chance (15) | Newman (16) | Brunet (2.56) | B. Lee (1.92) | Chance (4) | B. Lee (21) |
| 1966 | Brunet, Sanford (13) | Chance (17) | Chance (3.04) | B. Lee (2.74) | Brunet, Chance, Lopez (2) | B. Lee (12) |
| 1967 | Clark, McGlothlin, Rojas (12) | Brunet# (19) | Clark (2.68) | Rojas (2.52) | McGlothlin (6) | Rojas (22) |
| 1968 | Brunet (13) | Brunet# (17) | Brunet (2.82) | Pattin (2.60) | Brunet (5) | Rojas (5) |
| 1969 | Messersmith (16) | McGlothlin, Murphy (16) | Messersmith (2.62) | Tatum (1.36) | Brunet, Messersmith (2) | Tatum (22) |
| 1970 | Wright (22) | May, Murphy (13) | Wright (2.83) | Tatum (2.94) | May, Murphy (2) | Tatum (17) |
| 1971 | Messersmith (20) | Murphy, Wright (17) | May (2.91) | Queen (1.78) | Messersmith (4) | Allen (15) |
| 1972 | Ryan (19) | Ryan (16) | Ryan (2.28) | Allen (2.72) | Ryan# (9) | Allen (5) |
| 1973 | Ryan (21) | Wright (19) | Ryan (2.84) | Sells (3.71) | May, Ryan (4) | Sells (10) |
| 1974 | Ryan (22) | Tanana (19) | Hassler (2.62) | Lockwood (3.74) | Tanana (4) | Pena (3) |
| 1975 | Tanana, Figueroa (16) | Singer (15) | Tanana (2.62) | Kirkwood (2.50) | Ryan, Tanana (5) | Kirkwood (7) |
| 1976 | Tanana (19) | Ryan# (18) | Tanana (2.43) | Hartzell (3.00) | Ryan# (7) | Drago (6) |
| 1977 | Ryan (19) | Ryan (16) | Tanana (2.54) | Miller (3.02) | Tanana# (7) | LaRoche (13) |
| 1978 | Tanana (18) | Ryan (13) | Tanana (3.65) | Miller (2.66) | Tanana (4) | LaRoche (25) |
| 1979 | Frost, Ryan (16) | Ryan (14) | Frost (3.37) | Clear (3.63) | Ryan (5) | Clear (14) |
| 1980 | Tanana, Clear (11) | Aase (13) | Tanana (4.10) | Aase (2.08) | Aase, Kison, Martinez (1) | Hassler (10) |
| 1981 | Forsch (11) | Zahn (11) | Forsch (2.88) | Aase (2.34) | Forsch (4) | Aase (11) |
| 1982 | Zahn (18) | Forsch (11) | Zahn (3.73) | Hassler (2.78) | Forsch, Zahn (4) | Corbett (8) |
| 1983 | Forsch, John, Kison (11) | Witt (14) | Zahn (3.34) | Sanchez (3.66) | Zahn (3) | Sanchez (7) |
| 1984 | Witt (15) | John (13) | Zahn (3.12) | Corbett (2.03) | Zahn# (5) | Sanchez (11) |
| 1985 | Witt (15) | McCaskill (12) | Witt (3.56) | Moore (1.92) | Four with 2 | Moore (31) |
| 1986 | Witt (18) | Sutton (11) | Witt (2.84) | Moore (2.97) | Witt (3) | Moore (21) |
| 1987 | Witt (16) | Witt (14) | Witt (4.01) | Minton (3.08) | Fraser, McCaskill, Reuss (1) | Buice (17) |
| 1988 | Witt (13) | Witt (16) | Witt (4.15) | Harvey (2.13) | McCaskill, Witt (2) | Harvey (17) |
| 1989 | Blyleven (17) | Witt (15) | Finley (2.57) | McClure (1.55) | Blyleven# (5) | Harvey (25) |
| 1990 | Finley (18) | Langston (17) | Finley (2.40) | Fraser (3.08) | Finley (2) | Harvey (25) |
| 1991 | Langston (19) | McCaskill# (19) | J. Abbott (2.89) | Harvey (1.60) | Finley (2) | Harvey# (46) |
| 1992 | Langston (13) | Abbott (15) | Abbott (2.77) | Grahe (1.80) | Langston, Valera (2) | Grahe (21) |

Bold indicates club record

Led or tied for league lead

* Min. 150 IP as a starting pitcher that season to qualify (ERA as a starter only)

** Min. 50 IP as a reliever that season to qualify (ERA as a reliever only)

CLUB HISTORY



| Year | Wins | Losses | ERA * (Starter) | ERA ** (Reliever) | Shutouts | Saves |
|------|---|------------------------------|-----------------------|----------------------|-----------------------------------|--------------------|
| 1993 | Finley, Langston (16) | Finley (14) | Finley (3.15) | Grahe (2.86) | Finley (2) | Frey (13) |
| 1994 | Finley (10) | Finley, Leftwich (10) | Finley (4.32) | Leiter (4.35) | Finley (2) | Grahe (13) |
| 1995 | Finley, Langston (15) | Finley (12) | Finley (4.21) | Percival (1.95) | Abbott, Finley, Langston (1) | Smith (37) |
| 1996 | Finley (15) | Abbott# (18) | Finley (4.16) | Percival (2.31) | Finley, Grimsley, Springer (1) | Percival (36) |
| 1997 | Dickson, Finley (13) | Watson (12) | Finley (4.23) | Hasegawa (2.83) | Dickson, Finley, Springer (1) | Percival (27) |
| 1998 | Finley (11) | Dickson (10) | Finley (3.39) | Hasegawa (3.14) | Finley (1) | Percival (42) |
| 1999 | Finley (12) | Finley, Hill, Sparks (11) | Finley (4.43) | Magnante (3.38) | None | Percival (31) |
| 2000 | Hasegawa (10) | Schoeneweis (10) | Schoeneweis (5.45) | Fyhrie (2.39) | Cooper, Schoeneweis (1) | Percival (32) |
| 2001 | Ortiz (13) | Valdes (13) | Washburn (3.77) | Levine (2.11) | None | Percival (39) |
| 2002 | Washburn (18) | Appier (12) | Washburn (3.15) | Percival (1.92) | Ortiz, Sele (1) | Percival (40) |
| 2003 | Ortiz (16) | Lackey (16) | Washburn (4.43) | Donnelly (1.58) | Lackey (2) | Percival (33) |
| 2004 | Colon (18) | Lackey (13) | Escobar (3.93) | Rodriguez (1.82) | Lackey, Washburn (1) | Percival (33) |
| 2005 | Colon# (21) | Byrd, Shields (11) | Washburn (3.20) | Rodriguez (2.67) | Byrd, Santana, Washburn (1) | Rodriguez# (45) |
| 2006 | Santana (16) | Escobar (14) | Lackey (3.56) | Rodriguez (1.73) | Lackey# (2) | Rodriguez# (47) |
| 2007 | Lackey (19) | Santana (14) | Lackey# (3.01) | Rodriguez (2.81) | Lackey# (2) | Rodriguez (40) |
| 2008 | Saunders (17) | Weaver (10) | Saunders (3.41) | Arredondo (1.62) | Santana (1) | Rodriguez# (62) |
| 2009 | Saunders, WeaverLackey, Weaver, Santana (17) | Weaver (8) | Weaver (3.75) | Oliver (2.74) | Santana, Weaver (2) | Fuentes# (48) |
| 2010 | Santana (17) | Kazmir (15) | Weaver (3.01) | Jepsen (3.97) | Piniero, Santana, Saunders (1) | Fuentes (23) |
| 2011 | Weaver (18) | Santana (12) | Weaver (2.41) | Downs (1.34) | Haren (3) | Walden (32) |
| 2012 | Weaver# (20) | Santana, Haren (13) | Weaver (2.81) | Frieri (2.32) | Weaver (2) | Frieri (23) |
| 2013 | Wilson (17) | Blanton (14) | Weaver (3.27) | De La Rosa (2.86) | Vargas (2) | Frieri (37) |
| 2014 | Weaver (18) | Wilson (10) | Richards (2.61) | Smith (1.81) | Richards, Wilson (1) | Street (17) |
| 2015 | Richards (15) | Richards, Weaver (12) | Santiago (3.59) | Ramos (2.75) | Richards, Weaver (1) | Street (40) |
| 2016 | Weaver (12) | Shoemaker (13) | Shoemaker (3.88) | Guerra (3.21) | Nolasco, Shoemaker, Weaver (1) | Street (9) |
| 2017 | Ramirez, JC (11) | Nolasco (15) | Bridwell (3.64) | Parker (2.54) | Nolasco (1) | Norris (19) |
| 2018 | Barria (10) | Heaney, Skaggs (10) | Heaney (4.15) | Álvarez (2.71) | Heaney (1) | Parker (14) |
| 2019 | Pena (8) | Barria (10) | No qualifiers | Robles (2.51) | None | Robles (23) |
| 2020 | Bundy (6) | Sandoval (10) | Bundy^ (3.29) | Mayers^^ (2.10) | None | Buttrey (5) |
| 2021 | Ohtani (9) | Bundy (9) | No qualifiers | Iglesias (2.57) | None | Iglesias (34) |
| 2022 | Ohtani (15) | Ohtani (9) | Ohtani (2.33) | Herget (2.45) | Detmers, Sandoval (1) | Iglesias (16) |
| 2023 | Ohtani (10) | Sandoval (13) | No qualifiers | Estévez (3.90) | Ohtani (1) | Estévez (31) |
| 2024 | Anderson (10) | Anderson (15) | Anderson (3.81) | Strickland (3.31) | None | Estévez (20) |

Bold face indicates club record

Led or tied for league lead

* Min. 150 IP as a starting pitcher that season to qualify (ERA as a starter only)

** Min. 50 IP as a reliever that season to qualify (ERA as a reliever only)

^ Min 50 IP as a starter due to 60-game season (ERA as a starter only)

^^ Min 20 IP as a reliever due to 60-game season (ERA as a starter only)



CLUB HISTORY

| Year | Games | Starts | Complete Games | Innings | Strikeouts | Walks |
|------|-------------------------|-------------------------------------|----------------------------------|--------------------------------|------------------------|------------------------|
| 1961 | Morgan (59) | McBride (36) | McBride (11) | McBride (242) | McBride (180) | Grba (115) |
| 1962 | Spring (57) | Belinsky, D. Lee (31) | Chance, McBride (6) | Chance (207) | Belinsky (145) | Belinsky# (122) |
| 1963 | Fowler, Navarro (57) | McBride (36) | McBride (11) | McBride (251) | Chance (168) | Chance (90) |
| 1964 | B. Lee (64) | Chance (35) | Chance# (15) | Chance# (278.1) | Chance (207) | Chance (86) |
| 1965 | B. Lee (69) | Newman (36) | Chance, Newman (10) | Newman (260.2) | Chance (164) | Chance (101) |
| 1966 | B. Lee (61) | Chance (37) | Chance (11) | Chance (259.2) | Chance (180) | Chance# (114) |
| 1967 | Rojas (72) | Brunet (37) | McGlothlin (9) | Brunet (250) | Brunet (165) | Brunet (90) |
| 1968 | Burgmeier (56) | Brunet (36) | Brunet, McGlothlin (8) | Brunet (245.1) | McGlothlin (135) | Brunet (68) |
| 1969 | Fisher (52) | McGlothlin, Murphy (35) | Messersmith (10) | Messersmith (250) | Messersmith (211) | Messersmith (100) |
| 1970 | Fisher (67) | Wright (39) | Wright (7) | Wright (260.2) | May (164) | Wright (88) |
| 1971 | Fisher (43) | Messersmith (38) | Messersmith (14) | Messersmith, Wright (276.2) | Messersmith (179) | Messersmith (121) |
| 1972 | Fisher (43) | Ryan (39) | Ryan (20) | Ryan (284) | Ryan# (329) | Ryan# (157) |
| 1973 | Sells (51) | Singer (40) | Ryan (26) | Ryan (326) | Ryan# (383) | Ryan# (162) |
| 1974 | Ryan (42) | Ryan (41) | Ryan (26) | Ryan# (332.2) | Ryan# (367) | Ryan# (202) |
| 1975 | Scott (50) | Tanana (33) | Tanana, Figueroa (16) | Tanana (257.1) | Tanana# (269) | Ryan (132) |
| 1976 | Drago (43) | Ryan (39) | Tanana (23) | Tanana (288.1) | Ryan# (327) | Ryan# (183) |
| 1977 | LaRoche (46) | Ryan (37) | Ryan# (22) | Ryan (299) | Ryan# (341) | Ryan# (204) |
| 1978 | LaRoche (59) | Tanana (33) | Ryan (14) | Tanana (239.1) | Ryan# (260) | Ryan# (148) |
| 1979 | LaRoche (53) | Ryan (34) | Ryan (17) | Frost (239) | Ryan# (223) | Ryan (114) |
| 1980 | Clear (58) | Tanana (31) | Tanana (7) | Tanana (204) | Tanana (113) | Aase (66) |
| 1981 | Hassler (42) | Zahn (25) | Forsch (10) | Zahn (161.1) | Witt (75) | Witt (47) |
| 1982 | Hassler (54) | Forsch (35) | Forsch, Zahn (12) | Zahn (229.1) | Kison (86) | Zahn (65) |
| 1983 | Sanchez (56) | John (34) | Forsch, Zahn (11) | John (234.2) | Kison (83) | Witt (75) |
| 1984 | Sanchez (49) | Witt (34) | Witt, Zahn (9) | Witt (246.2) | Witt (196) | Witt (84) |
| 1985 | Moore (65) | Witt (35) | McCaskill, Romanick, Witt (6) | Witt (250) | Witt (180) | Witt (98) |
| 1986 | Moore (49) | Witt, Sutton (34) | Witt (14) | Witt (269) | Witt (208) | McCaskill (92) |
| 1987 | Buice (57) | Witt (36) | Witt (10) | Witt (247) | Witt (192) | Witt (84) |
| 1988 | Harvey (50) | Witt (34) | Witt (12) | Witt (249.2) | Witt (133) | Witt (87) |
| 1989 | Minton (62) | Blyleven, Witt (33) | Finley (9) | Blyleven (241) | Finley (156) | Finley (82) |
| 1990 | Eichhorn (60) | Abbott, Langston (33) | Finley (7) | Finley (236) | Langston (195) | Langston (104) |
| 1991 | Eichhorn (70) | J. Abbott, Finley, Langston (34) | Langston (7) | Langston (246.1) | Langston (183) | Finley (101) |
| 1992 | Crim (57) | Langston (32) | Langston (9) | Langston (229) | Langston (174) | Finley (98) |
| 1993 | Frey (55) | Finley, Langston (35) | Finley# (13) | Langston (256.1) | Langston (196) | Langston (85) |
| 1994 | B. Patterson (47) | Finley (25) | Finley (7) | Finley# (183.1) | Finley (148) | Finley (71) |

CLUB HISTORY



| Year | Games | Starts | Complete Games | Innings | Strikeouts | Walks |
|------|-----------------------------|---------------------------------|---------------------------------|---------------------------|---------------------|--------------------------|
| 1995 | Patterson, Percival (62) | Finley (32) | Finley, Langston (2) | Finley (203) | Finley (195) | Finley (93) |
| 1996 | James (69) | Finley (35) | Finley (4) | Finley (238) | Finley (215) | Finley (94) |
| 1997 | Holtz (66) | Watson (34) | Finley, Springer (3) | Dickson (203.2) | Finley (155) | Springer, Watson (73) |
| 1998 | Percival (67) | Finley (34) | Finley, Watson, Olivares (1) | Finley (223.1) | Finley (212) | Finley (109) |
| 1999 | Hasegawa, Petkovsek (64) | Finley (33) | Olivares (3) | Finley (213.1) | Finley (200) | Finley (94) |
| 2000 | Hasegawa (66) | Schoeneweis (27) | Ortiz (2) | Schoeneweis (170) | Schoeneweis (78) | Schoeneweis (67) |
| 2001 | Levine (64) | Ortiz, Schoeneweis (32) | Ortiz (2) | Ortiz (208.2) | Ortiz (135) | Schoeneweis (77) |
| 2002 | Weber (63) | Appier, Ortiz, Washburn (32) | Ortiz (4) | Ortiz (217.1) | Ortiz (162) | Ortiz (68) |
| 2003 | Donnelly (63) | Lackey (33) | Lackey, Wasburn (2) | Washburn (207.1) | Lackey (151) | Lackey (66) |
| 2004 | Rodriguez (69) | Colon (34) | Lackey, Washburn (1) | Colon, Escobar (208.1) | Escobar (191) | Escobar (76) |
| 2005 | Shields (78) | Colon, Lackey (33) | Byrd, Colon (2) | Colon (222.2) | Lackey (199) | Lackey (71) |
| 2006 | Shields (74) | Lackey, Santana (33) | Lackey (3) | Lackey (217.2) | Lackey (190) | Lackey (72) |
| 2007 | Shields (71) | Lackey (33) | Escobar (3) | Lackey (224) | Lackey (179) | Lackey (66) |
| 2008 | Rodriguez (76) | Garland, Santana (32) | Lackey (3) | Santana (219) | Santana (214) | Garland (59) |
| 2009 | Fuentes (65) | Weaver (33) | Weaver (4) | Weaver (211) | Weaver (174) | Weaver (66) |
| 2010 | Rodney (72) | Weaver (34) | Santana (4) | Weaver (224.1) | Weaver# (233) | Kazmir (79) |
| 2011 | Walden (62) | Haren (34) | Haren, Weaver, Santana (4) | Haren (238.1) | Weaver (198) | Santana (72) |
| 2012 | Downs (57) | Wilson# (34) | Weaver (3) | Wilson (202.1) | Wilson (173) | Wilson (91) |
| 2013 | De La Rosa (75) | Wilson (33) | Vargas (3) | Wilson (212.1) | Wilson (188) | Wilson (85) |
| 2014 | Smith (76) | Weaver (34) | Weaver, Wilson, Richards (1) | Weaver (213.1) | Weaver (169) | Wilson (85) |
| 2015 | Salas (72) | Richards, Santiago (32) | Weaver, Richards (1) | Richards (207.1) | Richards (176) | Richards (76) |
| 2016 | Álvarez (64) | Weaver (31) | Four with 1 | Weaver (178) | Shoemaker (143) | Santiago (57) |
| 2017 | Parker (71) | Nolasco (33) | Nolasco (1) | Nolasco (181) | Nolasco (143) | Nolasco (58) |
| 2018 | Álvarez (76) | Heaney (30) | Heaney (1) | Heaney (180) | Heaney (180) | Barria (47) |
| 2019 | Buttrey (72) | Heaney (18) | None | Cahill (102.1) | Heaney (118) | Cahill (39) |
| 2020 | Mayers (29) | Heaney (12) | Bundy (1) | Heaney (66.2) | Bundy (72) | Canning (23) |
| 2021 | Cishek (74) | Ohtani (23) | Suarez (1) | Ohtani (130.1) | Ohtani (156) | Guerra (46) |
| 2022 | Loop (65) | Ohtani (28) | Detmers, Sandoval (1) | Ohtani (166) | Ohtani (219) | Sandoval (60) |
| 2023 | Estévez (63) | Sandoval, Detmers (28) | Ohtani (1) | Detmers (148.2) | Detmers (168) | Sandoval (74) |
| 2024 | Strickland (72) | Anderson, Canning (31) | None | Anderson (179.1) | Anderson (142) | Anderson (73) |

Led or tied for League lead
Bold face indicates club record



CLUB PITCHING YEAR BY YEAR

CLUB HISTORY

| | ERA | CG | SHO | SV | IP | H | R | ER | HR | HB | BB | SO | WP |
|------|------|-----|-----|-----|---------|-------|-----|-----|------|-----|------|-------|-----|
| 1961 | 4.31 | 25 | 5 | 28 | 1438 | 1391 | 784 | 689 | 180 | 34 | 713 | 973 | 53 |
| 1962 | 3.70 | 23 | 15 | 46 | 1466 | 1412 | 706 | 602 | 118 | 49 | 616 | 858 | 39 |
| 1963 | 3.52 | 30 | 13 | 21 | 1455.1 | 1317 | 660 | 570 | 120 | 52 | 578 | 889 | 48 |
| 1964 | 2.91 | 30 | 28 | 41 | 1450.2 | 1273 | 551 | 469 | 100 | 50 | 530 | 965 | 42 |
| 1965 | 3.17 | 39 | 14 | 33 | 1441.2 | 1259 | 569 | 508 | 91 | 27 | 563 | 847 | 52 |
| 1966 | 3.56 | 31 | 12 | 40 | 1457.1 | 1364 | 643 | 577 | 136 | 38 | 511 | 836 | 49 |
| 1967 | 3.19 | 19 | 14 | 44 | 1430.1 | 1246 | 587 | 507 | 118 | 40 | 525 | 892 | 61 |
| 1968 | 3.43 | 29 | 11 | 31 | 1437 | 1234 | 615 | 548 | 131 | 33 | 519 | 869 | 68 |
| 1969 | 3.54 | 25 | 9 | 39 | 1438.1 | 1294 | 652 | 566 | 126 | 51 | 517 | 885 | 64 |
| 1970 | 3.48 | 21 | 10 | 49 | 1462.1 | 1280 | 630 | 566 | 154 | 43 | 559 | 922 | 52 |
| 1971 | 3.10 | 39 | 11 | 32 | 1481 | 1246 | 576 | 510 | 101 | 36 | 607 | 904 | 60 |
| 1972 | 3.06 | 57 | 18 | 16 | 1377.2 | 1109 | 533 | 469 | 90 | 28 | 620 | 1000 | 49 |
| 1973 | 3.57 | 72★ | 13 | 19 | 1456.1 | 1351 | 657 | 577 | 104 | 41 | 614 | 1010★ | 56 |
| 1974 | 3.52 | 64 | 13 | 12 | 1439 | 1339 | 657 | 563 | 101 | 47 | 649 | 986★ | 50 |
| 1975 | 3.89 | 59 | 19 | 16 | 1453.1 | 1366 | 723 | 628 | 123 | 39 | 643 | 975★ | 62 |
| 1976 | 3.36 | 64 | 15 | 17 | 1477.1 | 1323 | 631 | 551 | 95 | 38 | 553 | 992★ | 27 |
| 1977 | 3.76 | 53 | 13 | 26 | 1437.2 | 1383 | 695 | 600 | 136 | 47 | 572 | 965★ | 56 |
| 1978 | 3.65 | 44 | 13 | 33 | 1455.2 | 1382 | 666 | 590 | 125 | 32 | 599 | 892★ | 36 |
| 1979 | 4.34 | 46 | 9 | 33 | 1436 | 1463 | 768 | 692 | 131 | 33 | 573 | 820★ | 53 |
| 1980 | 4.52 | 22 | 6 | 30 | 1428.1 | 1548 | 797 | 717 | 141 | 39 | 529 | 725 | 32 |
| 1981 | 3.71 | 27 | 8 | 19 | 971.1 | 958 | 453 | 400 | 81 | 21 | 323 | 426 | 18 |
| 1982 | 3.82 | 40 | 10 | 27 | 1464 | 1436 | 670 | 621 | 124 | 42 | 482 | 728 | 36 |
| 1983 | 4.32 | 39 | 7 | 23 | 1474★ | 1636 | 779 | 708 | 130 | 30 | 496 | 668 | 51 |
| 1984 | 3.96 | 36 | 12 | 26 | 1458 | 1526 | 697 | 641 | 143 | 27 | 474 | 754 | 44 |
| 1985 | 3.91 | 22 | 8 | 41 | 1457.1 | 1453 | 703 | 633 | 171 | 27 | 514 | 767 | 45 |
| 1986 | 3.85 | 29 | 12 | 40 | 1455.2 | 1356 | 684 | 622 | 153 | 27 | 478 | 955 | 44 |
| 1987 | 4.38 | 20 | 7 | 36 | 1457.1 | 1481 | 803 | 709 | 212 | 32 | 504 | 941 | 54 |
| 1988 | 4.32 | 26 | 9 | 33 | 1455.2 | 1530 | 771 | 698 | 135 | 42 | 568 | 817 | 68 |
| 1989 | 3.28 | 32★ | 20 | 38 | 1454.1 | 1384 | 578 | 530 | 113 | 29 | 465 | 896 | 51 |
| 1990 | 3.79 | 21 | 13 | 42 | 1454 | 1482 | 706 | 613 | 106 | 38 | 544 | 944 | 50 |
| 1991 | 3.69 | 18 | 10 | 50 | 1441.2 | 1351 | 749 | 591 | 141 | 38 | 543 | 990 | 49 |
| 1992 | 3.84 | 26★ | 13 | 42 | 1446 | 1449 | 671 | 617 | 130 | 39 | 532 | 888 | 42 |
| 1993 | 4.34 | 26★ | 6 | 41 | 1430.1 | 1482 | 770 | 690 | 153 | 51 | 550 | 843 | 55 |
| 1994 | 5.42 | 11 | 4 | 21 | 1027 | 1149 | 660 | 618 | 150 | 45★ | 436 | 682 | 48 |
| 1995 | 4.52 | 8 | 9 | 42 | 1284.1 | 1310 | 697 | 645 | 163 | 43 | 486 | 901 | 42 |
| 1996 | 5.30 | 12 | 8 | 38 | 1439 | 1546 | 943 | 847 | 219 | 84★ | 662 | 1052 | 80 |
| 1997 | 4.52 | 9 | 5 | 39 | 1454.2 | 1506 | 794 | 730 | 202★ | 54 | 605 | 1050 | 57 |
| 1998 | 4.49 | 3 | 5 | 52 | 1444 | 1481 | 783 | 720 | 164 | 47 | 630 | 1091 | 70 |
| 1999 | 4.79 | 4 | 7 | 37 | 1431.1 | 1472 | 826 | 762 | 177 | 56 | 624 | 877 | 65★ |
| 2000 | 5.00 | 5 | 3 | 46★ | 1448 | 1534 | 869 | 805 | 228 | 36 | 662 | 846 | 47 |
| 2001 | 4.20 | 6 | 1 | 43 | 1437.2 | 1452 | 730 | 671 | 168 | 64 | 525 | 947 | 46 |
| 2002 | 3.69 | 7 | 14 | 54★ | 1452.1★ | 1345 | 644 | 595 | 169 | 49 | 509 | 999 | 52 |
| 2003 | 4.28 | 5 | 9 | 39 | 1431.1 | 1444 | 743 | 680 | 190 | 76 | 486 | 980 | 53 |
| 2004 | 4.28 | 2 | 11 | 50 | 1454.1 | 1476 | 734 | 692 | 170 | 44 | 502 | 1164★ | 61 |
| 2005 | 3.68 | 7 | 11 | 54★ | 1464.1 | 1419 | 643 | 598 | 158 | 48 | 443 | 1126★ | 70 |
| 2006 | 4.04 | 5 | 12 | 50 | 1452.2★ | 1410★ | 732 | 652 | 158 | 50 | 471 | 1164★ | 85★ |
| 2007 | 4.23 | 5 | 9 | 43 | 1435 | 1480 | 731 | 674 | 151 | 51 | 477 | 1156 | 69 |
| 2008 | 3.99 | 7 | 10 | 66★ | 1451.1 | 1455 | 697 | 644 | 159 | 63 | 457 | 1106 | 50 |
| 2009 | 4.45 | 9 | 13★ | 51★ | 1445 | 1513 | 761 | 715 | 180 | 58 | 523 | 1062 | 67 |
| 2010 | 4.04 | 10 | 9 | 39 | 1449.1 | 1422 | 702 | 651 | 148 | 46 | 565 | 1130 | 80 |
| 2011 | 3.57 | 12 | 11 | 39 | 1465 | 1388 | 633 | 581 | 142 | 36 | 476 | 1058 | 55 |
| 2012 | 4.02 | 6 | 16★ | 38 | 1433.1 | 1339 | 699 | 640 | 186 | 40 | 583 | 1157 | 38 |
| 2013 | 4.23 | 4 | 12 | 41 | 1457.2 | 1475 | 737 | 685 | 167 | 45 | 533 | 1200 | 74 |
| 2014 | 3.58 | 3 | 13 | 46 | 1482.2★ | 1307 | 630 | 590 | 126 | 63 | 504 | 1342 | 74 |
| 2015 | 3.45 | 2 | 12 | 46 | 1440.2 | 1355 | 675 | 630 | 166 | 71 | 466 | 1221 | 61 |
| 2016 | 4.28 | 4 | 12 | 29 | 1421.1 | 1480 | 727 | 676 | 208 | 56 | 498 | 1136 | 47 |
| 2017 | 4.20 | 1 | 10 | 43 | 1440.2 | 1373 | 709 | 672 | 224 | 44 | 470 | 1312 | 57 |
| 2018 | 4.15 | 1 | 9 | 35 | 1437.1 | 1353 | 722 | 662 | 205 | 65 | 546 | 1386 | 87 |
| 2019 | 5.12 | 0 | 2 | 32 | 1442.2 | 1417 | 868 | 820 | 267 | 82 | 576 | 1404 | 98 |
| 2020 | 4.49 | 1 | 0 | 12 | 525.1 | 492 | 321 | 297 | 82 | 21 | 199 | 523 | 25 |
| 2021 | 4.69 | 1 | 4 | 39 | 1421.2 | 1373 | 804 | 741 | 188 | 76 | 592★ | 1453 | 56 |
| 2022 | 3.77 | 2 | 2 | 38 | 1435.2 | 1241 | 668 | 601 | 168 | 60 | 540 | 1383 | 64 |
| 2023 | 4.64 | 1 | 1 | 43 | 1431.2 | 1394 | 829 | 738 | 209 | 88 | 636 | 1445 | 70 |
| 2024 | 4.57 | 0 | 0 | 35 | 1431.0 | 1328 | 797 | 726 | 202 | 81 | 601 | 1252 | 61 |

★ Led or tied for league lead

ANGELS BY THE DECADES

| YEARS | RECORD/PCT. | .500 -or-BETTER SEASONS |
|-----------|----------------|-------------------------|
| 1961-1969 | 685-770 (.471) | 3 |
| 1970-1979 | 781-831 (.484) | 3 |
| 1980-1989 | 783-783 (.500) | 5 |
| 1990-1999 | 738-817 (.475) | 4 |
| 2000-2009 | 900-720 (.556) | 7 |
| 2010-2019 | 822-798 (.507) | 4 |
| 2020- | 312-396 (.441) | 0 |

CLUB HISTORY



| YEAR | PCT. | PO | A | E | TC | DP | TP | PB |
|------|-------|-------|-------|-----|-------|------|----|----|
| 1961 | .969 | 4314 | 1756 | 192 | 6262 | 154 | 0 | 24 |
| 1962 | .977 | 4393 | 1775 | 175 | 6364 | 153 | 0 | 16 |
| 1963 | .974 | 4366 | 1837 | 163 | 6366 | 155 | 0 | 18 |
| 1964 | .978 | 4352 | 1851 | 138 | 6341 | 168 | 0 | 8 |
| 1965 | .981 | 4325 | 1874 | 123 | 6322 | 149 | 0 | 20 |
| 1966 | .979 | 4372 | 1861 | 136 | 6369 | 186 | 0 | 16 |
| 1967 | .982★ | 4291 | 1711 | 111 | 6113 | 135 | 0 | 13 |
| 1968 | .977 | 4311 | 1712 | 140 | 6163 | 156 | 0 | 18 |
| 1969 | .978 | 4315 | 1760 | 136 | 6211 | 164 | 0 | 30 |
| 1970 | .980 | 4387 | 1775 | 127 | 6289 | 169 | 1 | 27 |
| 1971 | .980 | 4443 | 1891 | 131 | 6465 | 159 | 0 | 25 |
| 1972 | .981 | 4133 | 1607 | 114 | 5854 | 135 | 1 | 21 |
| 1973 | .975 | 4369 | 1689 | 156 | 6214 | 153 | 0 | 16 |
| 1974 | .976 | 4317 | 1721 | 147 | 6185 | 150 | 0 | 23 |
| 1975 | .971 | 4360 | 1705 | 184 | 6249 | 164 | 0 | 12 |
| 1976 | .977 | 4432 | 1840 | 150 | 6422 | 139 | 0 | 15 |
| 1977 | .978 | 4313 | 1693 | 147 | 6153 | 137 | 2★ | 5 |
| 1978 | .978 | 4367 | 1624 | 136 | 6127 | 136 | 0 | 5 |
| 1979 | .978 | 4308 | 1602 | 135 | 6045 | 172 | 0 | 12 |
| 1980 | .978 | 4285 | 1576 | 134 | 5995 | 144 | 0 | 10 |
| 1981 | .977 | 2914 | 1286 | 101 | 4301 | 120 | 0 | 6 |
| 1982 | .983 | 4392 | 1984★ | 108 | 6484★ | 171 | 0 | 4 |
| 1983 | .977 | 4422★ | 2077★ | 154 | 6653★ | 190★ | 0 | 6 |
| 1984 | .980 | 4374 | 1803 | 128 | 6305 | 170 | 0 | 4 |
| 1985 | .982★ | 4372 | 1841 | 112 | 6325 | 202★ | 0 | 8 |
| 1986 | .983 | 4368 | 1718 | 107 | 6193 | 156 | 0 | 13 |
| 1987 | .981 | 4372 | 1640 | 117 | 6129 | 162 | 0 | 11 |
| 1988 | .979 | 4367 | 1825 | 135 | 6327 | 175 | 0 | 9 |
| 1989 | .985 | 4363 | 1887★ | 96 | 6346 | 173 | 0 | 14 |
| 1990 | .978 | 4362 | 1871★ | 142 | 6375★ | 186★ | 0 | 15 |
| 1991 | .984 | 4325 | 1858★ | 102 | 6285 | 156 | 0 | 23 |
| 1992 | .979 | 4338 | 1810 | 134 | 6282 | 172 | 0 | 5 |
| 1993 | .980 | 4291 | 1694 | 120 | 6105 | 161 | 0 | 10 |
| 1994 | .983 | 3081 | 1196 | 76 | 4353 | 110 | 0 | 11 |
| 1995 | .982 | 3853 | 1416 | 95 | 5364 | 120 | 0 | 13 |
| 1996 | .979 | 4317 | 1702 | 128 | 6147 | 156 | 1★ | 12 |
| 1997 | .980 | 4364 | 1592 | 123 | 6079 | 140 | 1★ | 19 |
| 1998 | .983 | 4322 | 1646 | 106 | 6084 | 146 | 0 | 20 |
| 1999 | .983 | 4294 | 1723 | 106 | 6123 | 156 | 0 | 20 |
| 2000 | .978 | 4344 | 1746 | 134 | 6224 | 182 | 0 | 6 |
| 2001 | .983 | 4313 | 1690 | 103 | 6106 | 142 | 0 | 16 |
| 2002 | .986 | 4357★ | 1575 | 87 | 6019 | 151 | 0 | 7 |
| 2003 | .982 | 4294 | 1517 | 105 | 5916 | 138 | 0 | 11 |
| 2004 | .985 | 4363 | 1511 | 90 | 5964 | 126 | 0 | 11 |
| 2005 | .986★ | 4393 | 1670 | 94 | 6191 | 154 | 0 | 6 |
| 2006 | .979 | 4358★ | 1545 | 124 | 6027 | 154 | 0 | 8 |
| 2007 | .983 | 4305 | 1550 | 101 | 5956 | 154 | 0 | 8 |
| 2008 | .985 | 4354 | 1646 | 91 | 6091 | 159 | 0 | 10 |
| 2009 | .986 | 4335 | 1623 | 85 | 6043 | 174 | 0 | 10 |
| 2010 | .981 | 4361 | 1562 | 113 | 6023 | 116 | 0 | 16 |
| 2011 | .985 | 4395 | 1723 | 93 | 6211 | 157 | 0 | 7 |
| 2012 | .984 | 4300 | 1578 | 98 | 5976 | 141 | 0 | 11 |
| 2013 | .981 | 4373 | 1500 | 112 | 5985 | 135 | 0 | 7 |
| 2014 | .986★ | 4448★ | 1482 | 83 | 6013 | 127 | 0 | 5 |
| 2015 | .984 | 4322 | 1491 | 93 | 5906 | 108 | 0 | 13 |
| 2016 | .983 | 4264 | 1483 | 97 | 5844 | 148 | 0 | 10 |
| 2017 | .986 | 4322 | 1462 | 80 | 5864 | 135 | 0 | 10 |
| 2018 | .987 | 4312 | 1502 | 76 | 5890 | 173★ | 0 | 18 |
| 2019 | .984 | 4328 | 1469 | 92 | 5889 | 118 | 0 | 11 |
| 2020 | .983 | 1576 | 485 | 36 | 2097 | 36 | 0 | 3 |
| 2021 | .985 | 4265 | 1418 | 88 | 5771 | 131 | 0 | 18 |
| 2022 | .985 | 4301 | 1582 | 84 | 5773 | 134 | 0 | 10 |
| 2023 | .983 | 4295 | 1484 | 95 | 5674 | 125 | 1★ | 9 |
| 2024 | .983 | 4293 | 1439 | 97 | 5829 | 152 | 0 | 6 |

★ Led League

GAMES PLAYED BY POSITION

| CATCHER | FIRST BASE | SECOND BASE | THIRD BASE |
|---------------------------------|--------------------------------|---------------------------------|-------------------------------|
| 1. Bob Boone 962 | 1. Wally Joyner 879 | 1. Bobby Grich 1,099 | 1. Troy Glaus 778 |
| 2. Buck Rodgers 894 | 2. Rod Carew 718 | 2. Adam Kennedy 969 | 2. Doug DeCinces 749 |
| 3. Bengie Molina 685 | 3. Albert Pujols 613 | 3. Howie Kendrick 967 | 3. Jack Howell 600 |
| 4. Jeff Mathis 411 | 4. Darin Erstad 580 | 4. Bobby Knopp 801 | 4. Chone Figgins 540 |
| 5. Mike Napoli 406 | 5. J.T. Snow 487 | 5. Sandy Alomar 703 | 5. Paul Schaal 489 |
| 6. Lance Parrish 386 | 6. Jim Spencer 473 | 6. Jerry Remy 432 | 6. Carney Lansford 424 |
| 7. Chris Iannetta 380 | 7. Scott Spiezio 391 | 7. Billy Moran 364 | 7. Ken McMullen 417 |
| 8. Jose Molina 348 | 8. Jared Walsh 328 | 8. Johnny Ray 363 | 8. Dave Chalk 399 |
| 9. Brian Downing 310 | 9. Kendrys Morales 312 | 9. LUIS RENFRO 336 | 9. Alberto Callaspo 398 |
| 10. Jorge Fabregas 309 | 10. Casey Kotchman 310 | 10. Rob Wilfong 323 | 10. Felix Torres 317 |
| SHORTSTOP | DESIGNATED HITTER | OUTFIELD | |
| 1. Jim Fregosi 1,366 | 1. Shohei Ohtani 627 | 1. Garrett Anderson 1,755 | |
| 2. Erick Aybar 1,134 | 2. Brian Downing 598 | 2. MIKE TROUT 1,432 | |
| 3. Dick Schofield 1,073 | 3. Chili Davis 586 | 3. Tim Salmon 1,267 | |
| 4. Gary DiSarcina 1,069 | 4. Albert Pujols 567 | 4. Kole Calhoun 944 | |
| 5. Andrelton Simmons 559 | 5. Don Baylor 516 | 5. Brian Downing 722 | |
| 6. David Eckstein 528 | 6. Reggie Jackson 374 | 6. Darin Erstad 708 | |
| 7. Orlando Cabrera 446 | 7. Tim Salmon 358 | 7. Torii Hunter 666 | |
| 8. Dave Chalk 323 | 8. Frank Robinson 250 | 8. Jim Edmonds 654 | |
| 9. Joe Koppe 260 | 9. Vladimir Guerrero 240 | 9. Vladimir Guerrero 599 | |
| 10. ZACH NETO 239 | 10. Garrett Anderson 236 | 10. Devon White 595 | |
| LEFT FIELD | CENTER FIELD | RIGHT FIELD | |
| 1. Garrett Anderson 1,236 | 1. MIKE TROUT 1,344 | 1. Tim Salmon 1,264 | |
| 2. Brian Downing 722 | 2. Gary Pettis 567 | 2. Kole Calhoun 942 | |
| 3. Rick Reichardt 516 | 3. Jim Edmonds 566 | 3. Vladimir Guerrero 599 | |
| 4. Luis Polonia 456 | 4. Devon White 464 | 4. Leroy Stanton 467 | |
| 5. Justin Upton 349 | 5. Darin Erstad 454 | 5. Torii Hunter 316 | |
| 6. Leon Wagner 342 | 6. Garrett Anderson 404 | 6. Reggie Jackson 275 | |
| 7. Juan Rivera 339 | 7. Albie Pearson 386 | 7. Dan Ford 265 | |
| 8. Joe Rudi 331 | 8. Fred Lynn 377 | 8. Bobby Bonds 238 | |
| 9. TAYLOR WARD 280 | 9. Mickey Rivers 369 | 9. Bobby Abreu 230 | |
| 10. Darin Erstad 260 | 10. Peter Bourjos 352 | 10. Dave Winfield 223 | |

All CAPS/BOLD — Current Angels



CLUB HISTORY

(100-OR-MORE GAMES)

| POSITION | PLAYER | PCT | YEAR | G | PO | A | E | TC |
|-------------|-----------------|-------|------|-----|-----|-----|---|-----|
| Catcher | Bengie Molina | .999 | 2002 | 121 | 707 | 60 | 1 | 768 |
| First Base | Scott Spiezio | .999 | 2001 | 105 | 819 | 74 | 1 | 894 |
| Second Base | Bobby Grich | .997 | 1985 | 116 | 224 | 380 | 2 | 606 |
| Shortstop | David Eckstein | .988 | 2004 | 138 | 198 | 309 | 6 | 513 |
| | Orlando Cabrera | .988 | 2005 | 141 | 229 | 347 | 7 | 583 |
| Third Base | Carney Lansford | .983 | 1979 | 157 | 135 | 263 | 7 | 405 |
| Outfield | Ken Berry | 1.000 | 1972 | 116 | 272 | 13 | 0 | 285 |
| | Bobby Clark | 1.000 | 1982 | 102 | 88 | 2 | 0 | 90 |
| | Brian Downing | 1.000 | 1984 | 131 | 272 | 5 | 0 | 277 |
| | | 1.000 | 1982 | 158 | 321 | 9 | 0 | 330 |
| | Torii Hunter | 1.000 | 2008 | 137 | 350 | 4 | 0 | 354 |
| | Mike Trout | 1.000 | 2018 | 125 | 271 | 7 | 0 | 278 |
| | | 1.000 | 2015 | 156 | 428 | 7 | 0 | 435 |
| | Juan Lagares | 1.000 | 2021 | 112 | 167 | 5 | 0 | 172 |
| Pitcher# | Tommy John | 1.000 | 1983 | 34 | 16 | 39 | 0 | 55 |
| | Bert Blyleven | 1.000 | 1989 | 33 | 14 | 38 | 0 | 52 |

50-or-more total chances

ANGELS TRIPLE PLAYS

- June 26, 1970 at Kansas City...“Around the horn” on a ground ball hit by Amos Otis; Chico Ruiz (3B) to Sandy Alomar (2B) to Billy Cowan (1B).
- June 27, 1972 at Minnesota...Fly ball hit by Jim Nettles and ensuing rundown of runners originally at second (Steve Braun) and third (Harmon Killebrew), Jim Spencer (LF) to Ken McMullen (3B) to Sandy Alomar (2B) to Leo Cardenas (SS).
- July 14, 1977 vs. Seattle...“Around the horn” on a ground ball hit by Lee Stanton; Ron Jackson (3B) to Jerry Remy (2B) to Tony Solaita (1B).
- July 23, 1977 at Minnesota...Line drive hit by Lyman Bostock with runners being doubled off second (Jerry Terrell) and first (Mike Cubbage) bases; Rance Mulliniks (SS) to Jerry Remy (2B) to Tony Solaita (1B).
- Sept. 8, 1996 at Minnesota...“Around the horn” on a ground ball hit by Ron Coomer; Jack Howell (3B) to Rex Hudler (2B) to J.T. Snow (1B).
- July 5, 1997 vs. Seattle...Deep fly hit by Rich Amaral with runners being doubled off second (Russ Davis) and first (Dan Wilson) bases; Garret Anderson (CF) to Gary DiSarcina (SS) to Darin Erstad (1B).
- August 18, 2023 vs. Tampa Bay...Ground ball hit to shortstop by Harold Ramirez with runners on first (Randy Arozarena) and third (Yandy Diaz); Luis Rengifo (SS) to Brandon Drury (2B) to Nolan Schanuel (1B) to Logan O’Hoppe (C) to tag Diaz out at home...Triple play confirmed after unsuccessful challenge by TB.

OPPONENTS TRIPLE PLAYS

- Sept. 28, 1963 at Boston...Felix Torres hit comebacker to Bob Heffner who started unique triple play; Heffner (P) to Frank Malzone (3B) to Ed Bressoud (SS) to Felix Mantilla (2B), who was covering first base.
- Aug. 18, 1966 at Minnesota...“Around the horn” on ground ball hit by Frank Malzone; Rich Rollins (3B) to Cesar Tovar (2B) to Harmon Killebrew (1B).
- May 10, 1979 at Boston...Line drive hit by Joe Rudi with runners being doubled off second (Rod Carew) and first (Don Baylor) bases; Jerry Remy (2B) to Rick Burleson (SS) to George Scott (1B).
- May 16, 1979 vs. Milwaukee...“Around the horn” on a ground ball hit by Bobby Grich; Sal Bando (3B) to Paul Molitor (2B) to Cecil Cooper (1B).
- July 23, 1979 at Boston...Line drive hit by Willie Aikens with runners being doubled off second (Dan Ford) and first (Don Baylor) bases; Rick Burleson (SS) to Carl Yastrzemski (1B).
- Apr. 27, 1981 at Oakland...Line drive hit by Don Baylor with runners being doubled off second (John Harris) and first (Ed Ott) bases; Rob Picciolo (SS) to Dave Revering (1B).
- Aug. 8, 1983 vs. Minnesota...Line drive hit by Ron Jackson with runners doubled off second (Bobby Grich) and first (Reggie Jackson) bases; Gary Gaetti (3B) to John Castino (2B) to Kent Hrbek (1B).
- Aug. 25, 1992 at Baltimore...Line drive hit by Gary Gaetti with runners being doubled off third (Tim Salmon) and first (Chad Curtis) bases; Leo Gomez (3B) to Randy Milligan (1B).
- July 7, 2004 at Chicago (A.L.)...“Around the horn” on ground ball hit by Bengie Molina; Joe Crede (3B) to Juan Uribe (2B) to Paul Konerko (1B).
- June 1, 2017 vs. Minnesota...“Around the horn” on ground ball hit by Jefry Marte; Miguel Sano (3B) to Brian Dozier (2B) to Joe Mauer (1B).
- Aug. 16, 2018 at Texas...Ground ball hit to third by David Fletcher; Jurickson Profar (3B) tagged runner (Taylor Ward) at third base, stepped on third base for force out of runner from second (Eric Young Jr.) and throws to Rougned Odor (2B) for force out of runner from first (Kole Calhoun).
- Sept. 20, 2022 at Texas...“Around the horn” on ground ball hit by Max Stassi; Josh Jung (3B) to Marcus Semien (2B) to Nathaniel Lowe (1B).

CLUB HISTORY



| GAME NO. | BEST RECORD | (# - Last Time) | WORST RECORD | (# - Last Time) | GAME NO. | BEST RECORD | (# - Last Time) | WORST RECORD | (# - Last Time) |
|----------|-------------|-----------------|--------------|-----------------|----------|-------------|-----------------|--------------|-----------------|
| 1. | 1-0 | (31-'21) | 0-1 | (31-'22) | 82. | 51-31 | ('07) | 30-52 | ('69) |
| 2. | 2-0 | (10-'07) | 0-2 | (9-'22) | 83. | 51-32 | ('05, '07) | 31-52 | ('69,'80) |
| 3. | 3-0 | (4-'07) | 0-3 | ('76, '92, '14) | 84. | 52-32 | ('05) | 31-53 | ('69) |
| 4. | 4-0 | ('70) | 0-4 | ('76, '92) | 85. | 52-33 | (4-'07) | 31-54 | ('69) |
| 5. | 5-0 | ('70) | 1-4 | (8-'16) | 86. | 53-33 | ('89, '95) | 32-54 | ('69) |
| 6. | 5-1 | ('70, '07) | 1-5 | ('61, '19) | 87. | 54-33 | ('95) | 32-55 | ('69) |
| 7. | 5-2 | (9-'21) | 1-6 | ('61, '19) | 88. | 55-33 | ('95) | 33-55 | ('69,'80) |
| 8. | 6-2 | (4-'21) | 1-7 | ('61) | 89. | 56-33 | ('95) | 33-56 | ('80) |
| 9. | 6-2-1 | ('74) | 1-8 | ('61) | 90. | 56-34 | ('95) | 33-57 | ('80) |
| 10. | 7-2-1 | ('74) | 2-8 | ('61, '13) | 91. | 56-35 | ('95) | 34-57 | ('80) |
| 11. | 8-3 | (4-'18) | 3-8 | ('61, '02, '13) | 92. | 57-35 | ('95) | 34-58 | ('80) |
| 12. | 9-3 | ('79, '82, '18) | 4-8 | (7-'13) | 93. | 57-36 | ('95) | 34-59 | ('80) |
| 13. | 10-3 | ('79, '82, '18) | 4-9 | ('61, '12, '13) | 94. | 58-36 | ('95) | 34-60 | ('80) |
| 14. | 11-3 | ('79, '18) | 4-10 | ('61, '13) | 95. | 59-36 | ('95) | 34-61 | ('80) |
| 15. | 12-3 | ('79, '18) | 5-10 | (5-'13) | 96. | 60-36 | ('95) | 35-61 | ('80) |
| 16. | 13-3 | ('18) | 5-11 | ('61, '76) | 97. | 60-37 | ('95) | 36-61 | ('80) |
| 17. | 13-4 | ('18) | 5-12 | ('61, '76) | 98. | 61-37 | ('95) | 37-61 | ('80) |
| 18. | 13-5 | ('82, '93, '18) | 6-12 | (4-'12) | 99. | 61-38 | ('95) | 37-62 | ('80) |
| 19. | 14-5 | ('82) | 6-13 | ('76, '02, '12) | 100. | 62-38 | ('95) | 37-63 | ('80) |
| 20. | 14-6 | ('78, '82) | 6-14 | ('02, '12) | 101. | 63-38 | ('95) | 38-63 | ('80) |
| 21. | 15-6 | ('82) | 7-14 | (4-'20) | 102. | 64-38 | ('95) | 38-64 | ('80) |
| 22. | 15-7 | ('82) | 7-15 | ('76, '12, '20) | 103. | 64-39 | ('95, '08) | 39-64 | ('80) |
| 23. | 16-7 | ('82) | 7-16 | ('76) | 104. | 64-40 | ('95, '08) | 40-64 | ('80) |
| 24. | 16-8 | ('82, '18) | 8-16 | ('76, '20) | 105. | 65-40 | ('08) | 40-64-1 | ('74) |
| 25. | 17-8 | ('82) | 8-17 | ('20) | 106. | 66-40 | ('08) | 41-65 | ('69) |
| 26. | 17-9 | (4-'95) | 8-18 | ('20) | 107. | 67-40 | ('08) | 41-65-1 | ('74) |
| 27. | 18-9 | ('70, '78, '95) | 8-19 | ('20) | 108. | 68-40 | ('08) | 42-66 | ('69) |
| 28. | 18-10 | (5-'22) | 9-19 | ('61, '20) | 109. | 69-40 | ('08) | 43-66 | ('69) |
| 29. | 19-10 | ('70, '04) | 9-20 | ('20) | 110. | 69-41 | ('08) | 43-66-1 | ('74) |
| 30. | 20-10 | ('70, '04) | 9-21 | ('20) | 111. | 69-42 | ('08) | 43-67-1 | ('74) |
| 31. | 21-10 | ('70, '04) | 9-22 | ('20) | 112. | 70-42 | ('08) | 43-68-1 | ('74) |
| 32. | 22-10 | ('70, '04) | 10-22 | ('20) | 113. | 70-43 | ('08) | 43-69-1 | ('74) |
| 33. | 22-11 | ('70, '04) | 11-22 | (4 - '20) | 114. | 71-43 | ('08) | 44-69-1 | ('74) |
| 34. | 23-11 | ('70, '04) | 11-23 | ('69) | 115. | 72-43 | ('08) | 45-69-1 | ('74) |
| 35. | 23-12 | ('70, '04) | 11-24 | ('69) | 116. | 73-43 | ('08) | 45-70-1 | ('74) |
| 36. | 24-12 | ('70, '04) | 11-25 | ('69) | 117. | 74-43 | ('08) | 45-71-1 | ('74) |
| 37. | 25-12 | ('70, '04) | 11-26 | ('69) | 118. | 75-43 | ('08) | 46-71-1 | ('74) |
| 38. | 25-13 | (4-'04) | 11-27 | ('69) | 119. | 75-44 | ('08) | 46-72-1 | ('74) |
| 39. | 26-13 | (4-'04) | 11-28 | ('69) | 120. | 75-45 | ('08) | 47-72-1 | ('74) |
| 40. | 26-14 | (4-'04) | 12-28 | ('69) | 121. | 76-45 | ('08) | 48-72-1 | ('74) |
| 41. | 27-14 | ('70, '82, '89) | 13-28 | ('69) | 122. | 76-46 | ('08) | 48-73-1 | ('74) |
| 42. | 28-14 | ('70) | 13-29 | ('69) | 123. | 76-47 | ('08) | 48-74-1 | ('74) |
| 43. | 28-15 | (4-'04) | 14-29 | ('69) | 124. | 76-48 | ('08) | 49-75 | ('80) |
| 44. | 29-15 | ('82, '89, '04) | 14-30 | ('69) | 125. | 77-48 | ('08) | 49-76 | ('80) |
| 45. | 29-16 | ('82, '89, '04) | 15-30 | ('69) | 126. | 77-49 | ('08) | 50-76 | ('80) |
| 46. | 30-16 | ('82, '89) | 16-30 | ('61, '64, '69) | 127. | 77-50 | ('08) | 50-76-1 | ('74) |
| 47. | 31-16 | ('82, '89) | 16-31 | ('69) | 128. | 78-50 | ('08) | 50-77-1 | ('74) |
| 48. | 32-16 | ('89) | 16-32 | ('69) | 129. | 79-50 | ('08) | 50-78-1 | ('74) |
| 49. | 33-16 | ('89) | 16-33 | ('69) | 130. | 79-51 | ('08) | 50-79-1 | ('74) |
| 50. | 33-17 | ('89) | 16-34 | ('69) | 131. | 80-51 | ('08) | 51-80 | ('99) |
| 51. | 33-18 | ('89) | 17-34 | ('69) | 132. | 80-52 | ('08) | 51-81 | ('99) |
| 52. | 34-18 | ('89) | 17-35 | ('08) | 133. | 81-52 | ('08) | 51-82 | ('99) |
| 53. | 35-18 | ('89) | 18-35 | ('69) | 134. | 82-52 | ('08) | 52-82 | ('80, '99) |
| 54. | 35-19 | ('89) | 18-36 | ('69) | 135. | 83-52 | ('08) | 52-83 | ('80, '99) |
| 55. | 36-19 | ('89) | 19-36 | ('69) | 136. | 83-53 | ('08, '14) | 52-84 | ('99) |
| 56. | 36-20 | ('89) | 19-37 | ('69) | 137. | 84-53 | ('08) | 52-84-1 | ('74) |
| 57. | 36-21 | ('89) | 20-37 | ('69) | 138. | 84-54 | ('02, '08) | 53-84-1 | ('74) |
| 58. | 36-22 | ('89, '07) | 20-38 | ('69) | 139. | 85-54 | ('02, '08) | 53-85-1 | ('74) |
| 59. | 37-22 | ('07) | 20-39 | ('69) | 140. | 86-54 | ('02) | 54-85-1 | ('74) |
| 60. | 38-22 | ('07) | 21-39 | ('61, '69, '80) | 141. | 87-54 | ('02) | 55-85-1 | ('74) |
| 61. | 38-23 | ('07) | 21-40 | ('61, '69, '80) | 142. | 88-54 | ('02) | 55-86-1 | ('74) |
| 62. | 39-23 | ('07) | 21-41 | ('61) | 143. | 88-55 | ('02, '14) | 56-86-1 | ('74) |
| 63. | 40-23 | ('07) | 22-41 | ('61) | 144. | 89-55 | ('02, '14) | 56-87-1 | ('74) |
| 64. | 40-24 | ('07) | 23-41 | ('61, '69, '80) | 145. | 90-55 | ('02, '14) | 57-87-1 | ('74) |
| 65. | 40-25 | ('07) | 23-42 | ('61, '69, '80) | 146. | 91-55 | ('02, '14) | 58-87-1 | ('74) |
| 66. | 41-25 | ('07) | 23-43 | ('69, '80) | 147. | 92-55 | ('02, '14) | 58-88-1 | ('74) |
| 67. | 42-25 | ('07) | 23-44 | ('69, '80) | 148. | 93-55 | ('02, '14) | 58-89-1 | ('74) |
| 68. | 42-26 | ('07) | 24-44 | ('61, '69, '80) | 149. | 94-55 | ('02) | 59-89-1 | ('74) |
| 69. | 43-26 | ('07) | 24-45 | ('61, '69, '80) | 150. | 94-56 | ('02, '14) | 60-90 | ('24) |
| 70. | 44-26 | ('07) | 24-46 | ('69, '80) | 151. | 95-56 | ('02) | 61-90 | ('24) |
| 71. | 45-26 | ('07) | 25-46 | ('61, '69, '80) | 152. | 95-57 | ('02, '14) | 61-90-1 | ('74) |
| 72. | 45-27 | ('07) | 25-47 | ('61, '69) | 153. | 95-58 | ('02, '14) | 61-91-1 | ('74) |
| 73. | 46-27 | ('07) | 26-47 | ('61, '69, '80) | 154. | 96-58 | ('02) | 61-92-1 | ('74) |
| 74. | 47-27 | ('07) | 26-48 | ('69) | 155. | 96-59 | ('02, '08, '14) | 61-93-1 | ('74) |
| 75. | 48-27 | ('07) | 27-48 | ('69) | 156. | 97-59 | ('08) | 62-93-1 | ('74) |
| 76. | 49-27 | ('07) | 28-48 | ('61, '69, '80) | 157. | 97-60 | ('08) | 63-94 | ('24) |
| 77. | 49-28 | ('07) | 28-49 | ('69) | 158. | 98-60 | ('08) | 63-95 | ('24) |
| 78. | 49-29 | ('07) | 28-50 | ('69) | 159. | 99-60 | ('08) | 63-96 | ('24) |
| 79. | 49-30 | ('07) | 29-50 | ('69) | 160. | 99-61 | ('08) | 63-97 | ('24) |
| 80. | 50-30 | ('07) | 30-50 | ('69, '80) | 161. | 99-62 | ('08) | 63-98 | ('24) |
| 81. | 50-31 | ('05, '07) | 30-51 | ('69, '80) | 162. | 100-62 | ('08) | 63-98 | ('24) |
| | | | | | 163. | --- | | 68-94-1 | ('74) |



CLUB HISTORY

| YEAR | MON. | TUE. | WED. | THU. | FRI. | SAT. | SUN. | RECORD |
|--------|------------|-------------|-------------|-------------|-------------|-------------|-------------|---------------|
| 1961 | 6-9 | 12-14 | 8-13 | 4-16 | 14-14 | 17-6 | 9-19 | 70-91 |
| 1962 | 7-2 | 9-16 | 19-6 | 10-7 | 12-14 | 12-14 | 17-17 | 86-76 |
| 1963 | 7-7 | 9-9 | 15-19 | 5-11 | 8-16 | 14-11 | 12-18 | 70-91 |
| 1964 | 5-9 | 14-11 | 18-9 | 7-5 | 10-17 | 12-13 | 16-16 | 82-80 |
| 1965 | 8-8 | 14-8 | 13-18 | 4-8 | 14-12 | 14-11 | 8-22 | 75-87 |
| 1966 | 8-9 | 11-9 | 12-12 | 7-10 | 14-10 | 15-11 | 13-21 | 80-82 |
| 1967 | 11-8 | 11-19 | 13-7 | 2-5 | 18-8 | 11-16 | 18-14 | 84-77 |
| 1968 | 9-12 | 9-13 | 7-18 | 5-9 | 13-13 | 10-14 | 14-16 | 67-95 |
| 1969 | 10-5 | 9-16 | 13-13 | 5-8 | 11-19 | 10-14 | 13-16 | 71-91 |
| 1970 | 9-4 | 13-14 | 14-12 | 9-8 | 13-13 | 9-16 | 19-9 | 86-76 |
| 1971 | 6-9 | 11-11 | 11-13 | 8-15 | 14-11 | 12-12 | 14-15 | 76-86 |
| 1972 | 5-10 | 11-12 | 13-10 | 8-6 | 10-16 | 14-12 | 14-14 | 75-80 |
| 1973 | 9-4 | 11-13 | 17-8 | 7-13 | 11-14 | 14-12 | 10-19 | 79-83 |
| 1974 | 7-10 | 8-15 | 14-12 | 4-8 | 14-14 | 12-15 | 9-20 | 68-94 |
| 1975 | 7-9 | 9-15 | 11-13 | 9-5 | 8-18 | 14-15 | 14-14 | 72-89 |
| 1976 | 10-7 | 12-11 | 11-12 | 9-9 | 8-16 | 14-14 | 12-17 | 76-86 |
| 1977 | 9-10 | 11-11 | 10-12 | 7-9 | 12-14 | 10-16 | 15-16 | 74-88 |
| 1978 | 5-12 | 9-14 | 11-11 | 15-2 | 16-12 | 15-14 | 16-10 | 87-75 |
| 1979 | 11-5 | 10-14 | 11-15 | 8-9 | 13-12 | 20-6 | 15-13 | 88-74 |
| 1980 | 8-10 | 12-10 | 12-12 | 5-13 | 14-13 | 8-17 | 6-20 | 65-95 |
| 1981 | 9-6 | 9-8 | 7-9 | 6-4 | 6-10 | 6-12 | 8-10 | 51-59 |
| 1982 | 11-4 | 12-13 | 10-13 | 11-10 | 17-9 | 16-10 | 16-10 | 93-69 |
| 1983 | 8-15 | 11-11 | 12-12 | 6-9 | 11-15 | 12-15 | 10-15 | 70-92 |
| 1984 | 8-13 | 15-10 | 11-14 | 7-8 | 13-12 | 15-10 | 12-14 | 81-81 |
| 1985 | 11-9 | 10-12 | 12-12 | 10-8 | 14-12 | 15-11 | 18-8 | 90-72 |
| 1986 | 12-8 | 17-8 | 15-8 | 8-10 | 11-15 | 17-8 | 12-13 | 92-70 |
| 1987 | 9-12 | 13-11 | 15-8 | 6-10 | 9-17 | 11-15 | 12-14 | 75-87 |
| 1988 | 8-11 | 7-16 | 11-13 | 9-8 | 16-11 | 10-16 | 14-12 | 75-87 |
| 1989 | 8-10 | 13-10 | 14-11 | 9-10 | 16-10 | 13-13 | 18-7 | 91-71 |
| 1990 | 11-9 | 15-9 | 11-15 | 8-9 | 12-13 | 11-14 | 12-13 | 80-82 |
| 1991 | 10-9 | 15-10 | 11-12 | 10-7 | 7-19 | 15-11 | 13-13 | 81-81 |
| 1992 | 7-10 | 8-18 | 9-16 | 8-9 | 14-12 | 16-10 | 10-15 | 72-90 |
| 1993 | 4-12 | 9-15 | 13-12 | 7-11 | 12-15 | 13-13 | 13-13 | 71-91 |
| 1994 | 2-10 | 8-9 | 9-9 | 5-8 | 8-11 | 8-10 | 7-11 | 47-68 |
| 1995 | 9-8 | 12-9 | 8-14 | 11-6 | 11-11 | 11-11 | 16-8 | 78-67 |
| 1996 | 7-13 | 9-15 | 11-12 | 7-11 | 14-11 | 9-17 | 13-12 | 70-91 |
| 1997 | 10-8 | 13-11 | 10-14 | 9-10 | 14-11 | 14-12 | 14-12 | 84-78 |
| 1998 | 12-5 | 11-11 | 15-11 | 10-9 | 11-14 | 11-15 | 15-12 | 85-77 |
| 1999 | 6-11 | 11-15 | 12-13 | 9-8 | 12-13 | 9-18 | 11-14 | 70-92 |
| 2000 | 9-9 | 13-12 | 11-14 | 8-8 | 18-8 | 13-13 | 10-16 | 82-80 |
| 2001 | 5-4 | 8-16 | 11-14 | 16-10 | 12-13 | 10-16 | 13-14 | 75-87 |
| 2002 | 6-8 | 13-12 | 16-9 | 11-8 | 19-8 | 15-11 | 19-7 | 99-63 |
| 2003 | 4-8 | 11-14 | 14-10 | 9-12 | 12-14 | 15-12 | 12-15 | 77-85 |
| 2004 | 7-4 | 13-11 | 11-14 | 11-13 | 17-9 | 19-7 | 14-12 | 92-70 |
| 2005 | 12-4 | 12-13 | 12-13 | 11-7 | 18-7 | 16-11 | 14-12 | 95-67 |
| 2006 | 12-10 | 16-9 | 11-14 | 6-6 | 14-12 | 16-10 | 14-12 | 89-73 |
| 2007 | 10-7 | 13-12 | 12-13 | 10-7 | 18-9 | 16-10 | 15-10 | 94-68 |
| 2008 | 12-8 | 17-8 | 14-11 | 10-4 | 14-12 | 16-10 | 17-9 | 100-62 |
| 2009 | 11-6 | 14-12 | 13-12 | 12-5 | 15-11 | 14-12 | 18-7 | 97-65 |
| 2010 | 10-8 | 8-17 | 14-11 | 5-11 | 14-12 | 16-10 | 13-13 | 80-82 |
| 2011 | 8-12 | 15-10 | 13-12 | 8-5 | 14-12 | 14-13 | 14-12 | 86-76 |
| 2012 | 12-7 | 15-9 | 13-12 | 6-10 | 16-10 | 14-11 | 13-14 | 89-73 |
| 2013 | 4-14 | 9-15 | 11-13 | 12-6 | 14-11 | 19-8 | 9-17 | 78-84 |
| 2014 | 10-9 | 15-11 | 15-9 | 10-5 | 17-9 | 17-9 | 14-12 | 98-64 |
| 2015 | 10-10 | 16-9 | 14-11 | 8-7 | 16-9 | 12-15 | 9-16 | 85-77 |
| 2016 | 11-10 | 11-14 | 12-12 | 8-6 | 7-19 | 11-15 | 14-12 | 74-88 |
| 2017 | 6-9 | 18-7 | 13-12 | 5-14 | 9-17 | 15-11 | 14-12 | 80-82 |
| 2018 | 9-7 | 13-12 | 13-10 | 8-10 | 16-11 | 10-17 | 11-15 | 80-82 |
| 2019 | 5-11 | 14-12 | 10-11 | 8-12 | 8-18 | 15-12 | 12-14 | 72-90 |
| 2020 | 3-3 | 5-4 | 1-7 | 4-2 | 3-7 | 8-3 | 2-8 | 26-34 |
| 2021 | 9-10 | 11-15 | 10-12 | 10-8 | 10-17 | 14-12 | 13-11 | 77-85 |
| 2022 | 7-11 | 11-14 | 11-12 | 5-11 | 10-16 | 15-14 | 14-11 | 73-89 |
| 2023 | 11-8 | 12-13 | 12-13 | 8-6 | 9-17 | 8-20 | 13-12 | 73-89 |
| 2024 | 10-7 | 10-14 | 13-13 | 3-13 | 9-17 | 8-19 | 10-16 | 63-99 |
| Totals | 531-549 | 748-770 | 767-769 | 508-545 | 802-823 | 833-803 | 832-856 | 5,021-5115 |

NOTE: Bold denotes best record.

CLUB HISTORY



| YEAR | MARCH | APRIL | MAY | JUNE | JULY | AUG. | SEPT. | OCT. |
|--------|-------|---------|---------|---------|---------|---------|---------|-------|
| 1961 | — | 4-9 | 12-16 | 12-22 | 17-10 | 13-19 | 12-14 | 0-1 |
| 1962 | — | 7-9 | 17-11 | 17-13 | 16-13 | 18-14 | 11-16 | — |
| 1963 | — | 11-10 | 11-17 | 19-12 | 12-19 | 8-18 | 9-15 | — |
| 1964 | — | 6-7 | 10-22 | 19-12 | 19-12 | 14-15 | 12-11 | 2-1 |
| 1965 | — | 6-7 | 18-17 | 9-17 | 14-14 | 14-17 | 13-14 | 1-1 |
| 1966 | — | 7-6 | 16-14 | 16-15 | 15-14 | 13-17 | 12-15 | 1-1 |
| 1967 | — | 8-9 | 10-18 | 20-11 | 17-11 | 11-16 | 17-11 | 1-1 |
| 1968 | — | 8-10 | 14-15 | 15-13 | 11-18 | 13-21 | 6-18 | — |
| 1969 | — | 6-10 | 8-19 | 11-18 | 15-14 | 15-12 | 16-16 | 0-2 |
| 1970 | — | 13-7 | 17-10 | 13-14 | 15-14 | 16-13 | 11-18 | 1-0 |
| 1971 | — | 12-11 | 11-16 | 12-18 | 17-11 | 11-16 | 13-14 | — |
| 1972 | — | 5-8 | 13-15 | 13-14 | 13-16 | 13-14 | 17-11 | 1-2 |
| 1973 | — | 9-8 | 15-12 | 15-15 | 10-19 | 12-14 | 18-15 | — |
| 1974 | — | 11-11 | 12-15 | 9-20 | 9-18 | 11-17 | 14-13 | 2-0 |
| 1975 | — | 12-8 | 10-18 | 13-17 | 12-16 | 15-14 | 10-16 | — |
| 1976 | — | 5-12 | 14-18 | 12-15 | 14-14 | 13-15 | 16-11 | 2-1 |
| 1977 | — | 9-13 | 15-10 | 12-12 | 11-18 | 14-15 | 12-19 | 1-1 |
| 1978 | — | 14-7 | 11-14 | 15-15 | 16-14 | 14-13 | 16-12 | 1-0 |
| 1979 | — | 15-8 | 15-12 | 14-15 | 17-11 | 11-17 | 16-11 | — |
| 1980 | — | 8-10 | 11-15 | 6-21 | 12-16 | 14-15 | 14-14 | 0-4 |
| 1981 | — | 10-11 | 13-16 | 8-2 | — | 9-10 | 10-18 | 1-2 |
| 1982 | — | 15-7 | 16-11 | 14-12 | 13-14 | 17-12 | 15-13 | 3-0 |
| 1983 | — | 13-8 | 14-12 | 13-14 | 9-20 | 12-18 | 7-20 | 2-0 |
| 1984 | — | 15-11 | 11-14 | 15-12 | 12-14 | 13-16 | 15-14 | — |
| 1985 | — | 14-7 | 12-13 | 15-12 | 16-11 | 16-13 | 14-13 | 3-3 |
| 1986 | — | 13-8 | 10-17 | 17-10 | 15-11 | 19-10 | 17-10 | 1-4 |
| 1987 | — | 12-11 | 9-17 | 17-11 | 15-11 | 13-16 | 7-19 | 2-2 |
| 1988 | — | 10-13 | 9-19 | 15-11 | 19-8 | 15-14 | 7-20 | 0-2 |
| 1989 | — | 15-10 | 18-7 | 12-14 | 18-10 | 15-14 | 12-16 | 1-0 |
| 1990 | — | 8-11 | 15-14 | 15-13 | 12-16 | 16-12 | 12-15 | 2-1 |
| 1991 | — | 10-10 | 16-11 | 15-12 | 11-15 | 11-18 | 15-13 | 3-2 |
| 1992 | — | 11-10 | 10-17 | 11-17 | 14-13 | 13-16 | 10-16 | 3-1 |
| 1993 | — | 13-6 | 14-15 | 10-17 | 11-17 | 11-17 | 10-18 | 2-1 |
| 1994 | — | 9-16 | 14-13 | 10-17 | 11-16 | 3-6 | — | — |
| 1995 | — | 2-2 | 18-11 | 14-13 | 20-7 | 13-17 | 10-16 | 1-1 |
| 1996 | — | 13-12 | 13-14 | 15-14 | 10-16 | 11-18 | 8-17 | — |
| 1997 | — | 12-12 | 16-12 | 13-15 | 19-9 | 14-15 | 10-15 | — |
| 1998 | — | 15-11 | 12-15 | 22-6 | 9-18 | 18-12 | 9-15 | — |
| 1999 | — | 11-12 | 13-15 | 11-15 | 8-17 | 8-21 | 16-12 | 3-0 |
| 2000 | — | 13-13 | 14-13 | 14-12 | 16-12 | 11-15 | 14-14 | 0-1 |
| 2001 | — | 10-15 | 14-13 | 14-13 | 16-11 | 15-14 | 6-15 | 0-6 |
| 2002 | 0-1 | 11-13 | 19-7 | 17-12 | 16-10 | 18-11 | 18-9 | — |
| 2003 | 0-1 | 13-13 | 13-13 | 14-13 | 12-15 | 14-15 | 11-15 | 0-0 |
| 2004 | — | 13-10 | 17-10 | 11-16 | 15-12 | 19-8 | 15-13 | 2-1 |
| 2005 | — | 13-11 | 17-11 | 17-9 | 13-14 | 14-13 | 19-9 | 2-0 |
| 2006 | — | 12-13 | 11-17 | 12-14 | 19-7 | 16-13 | 19-8 | 0-1 |
| 2007 | — | 15-11 | 18-11 | 17-9 | 12-12 | 18-11 | 14-14 | — |
| 2008 | 0-1 | 18-10 | 15-13 | 16-10 | 19-6 | 15-13 | 17-9 | — |
| 2009 | — | 9-12 | 16-12 | 17-9 | 19-7 | 17-12 | 16-12 | 3-1 |
| 2010 | — | 12-12 | 14-15 | 18-9 | 9-17 | 11-16 | 14-12 | 2-1 |
| 2011 | 1-0 | 14-12 | 14-16 | 13-12 | 17-10 | 14-13 | 13-13 | — |
| 2012 | — | 8-15 | 18-11 | 17-9 | 14-12 | 13-15 | 18-9 | 1-2 |
| 2013 | — | 9-17 | 16-13 | 14-13 | 9-15 | 14-14 | 16-12 | — |
| 2014 | 0-1 | 14-12 | 16-12 | 15-10 | 19-8 | 19-10 | 15-11 | — |
| 2015 | — | 11-11 | 16-13 | 14-13 | 14-10 | 10-19 | 18-9 | 2-2 |
| 2016 | — | 11-13 | 13-15 | 8-19 | 15-11 | 12-16 | 14-13 | 1-1 |
| 2017 | — | 14-13 | 14-15 | 14-14 | 9-13 | 18-10 | 10-17 | 1-0 |
| 2018 | 2-1 | 14-11 | 14-15 | 13-14 | 11-13 | 12-15 | 14-13 | — |
| 2019 | 1-3 | 12-14 | 14-13 | 15-13 | 14-11 | 9-18 | 7-18 | — |
| 2020 | — | — | — | — | 2-6 | 10-18 | 14-10 | — |
| 2021 | — | 12-12 | 12-18 | 15-11 | 13-11 | 14-15 | 9-17 | 2-1 |
| 2022 | — | 14-8 | 13-15 | 10-18 | 6-18 | 14-15 | 14-12 | 2-3 |
| 2023 | 0-1 | 15-13 | 15-13 | 14-13 | 12-11 | 8-19 | 8-19 | 1-0 |
| 2024 | 1-2 | 10-17 | 10-17 | 15-11 | 11-14 | 9-19 | 7-19 | — |
| TOTALS | 5-11 | 694-669 | 866-888 | 878-842 | 856-821 | 854-944 | 809-886 | 59-54 |



CLUB HISTORY

| YEAR | VS. EAST | | | VS. CENTRAL | | | VS. WEST | | |
|--------|----------|---------|-----------|-------------|---------|---------|----------|---------|-----------|
| | HOME | ROAD | TOTAL | HOME | ROAD | TOTAL | HOME | ROAD | TOTAL |
| 1969 | 20-16 | 11-25 | 31-41 | — | — | — | 23-22 | 17-28 | 40-50 |
| 1970 | 18-18 | 18-18 | 36-36 | | | | 25-20 | 25-20 | 50-40 |
| 1971 | 20-16 | 15-21 | 35-37 | | | | 15-30 | 26-19 | 41-49 |
| 1972 | 19-17 | 15-21 | 34-38 | | | | 25-19 | 16-23 | 41-42 |
| 1973 | 18-18 | 16-20 | 34-38 | | | | 25-20 | 20-25 | 45-45 |
| 1974 | 13-23 | 14-22 | 27-45 | | | | 23-22 | 18-27 | 41-49 |
| 1975 | 17-19 | 18-17 | 35-36 | | | | 18-27 | 19-26 | 37-63 |
| 1976 | 17-19 | 14-22 | 31-41 | | | | 21-24 | 24-21 | 45-45 |
| 1977 | 17-19 | 17-19 | 34-38 | | | | 22-23 | 18-27 | 40-50 |
| 1978 | 20-16 | 15-21 | 35-37 | | | | 30-15 | 22-23 | 52-38 |
| 1979 | 25-17 | 16-26 | 41-43 | | | | 24-15 | 23-16 | 47-31 |
| 1980 | 9-33 | 16-24 | 25-57 | | | | 21-18 | 19-20 | 40-38 |
| 1981 | 19-13 | 13-14 | 32-27 | | | | 7-15 | 12-17 | 19-32 |
| 1982 | 23-19 | 21-21 | 44-40 | | | | 29-10 | 20-19 | 49-29 |
| 1983 | 20-22 | 18-24 | 38-46 | | | | 15-24 | 17-22 | 32-46 |
| 1984 | 19-23 | 23-19 | 42-42 | | | | 18-21 | 21-18 | 39-39 |
| 1985 | 28-14 | 17-25 | 45-39 | | | | 21-16 | 24-17 | 45-33 |
| 1986 | 23-20 | 21-20 | 44-40 | | | | 27-12 | 21-18 | 48-30 |
| 1987 | 20-22 | 16-26 | 36-48 | | | | 18-21 | 21-18 | 39-39 |
| 1988 | 19-23 | 20-22 | 39-45 | | | | 16-23 | 20-19 | 36-42 |
| 1989 | 30-12 | 20-22 | 50-34 | | | | 22-17 | 19-20 | 41-37 |
| 1990 | 23-19 | 19-23 | 42-42 | | | | 19-20 | 19-20 | 38-40 |
| 1991 | 23-19 | 21-21 | 44-40 | | | | 17-22 | 20-19 | 37-41 |
| 1992 | 24-18 | 14-28 | 38-46 | | | | 17-22 | 17-22 | 34-44 |
| 1993 | 24-18 | 12-30 | 36-48 | | | | 20-19 | 15-24 | 35-43 |
| 1994 | 8-18 | 11-13 | 19-31 | 9-13 | 8-7 | 17-20 | 6-9 | 5-8 | 11-17 |
| 1995 | 13-15 | 15-14 | 28-29 | 13-11 | 18-7 | 31-18 | 13-7 | 6-13 | 19-20 |
| 1996 | 19-12 | 11-19 | 30-31 | 16-15 | 9-21 | 25-36 | 8-11 | 7-13 | 15-24 |
| 1997 | 16-12 | 9-18 | 25-30 | 17-11 | 13-14 | 30-25 | 12-6 | 13-5 | 25-11 |
| 1998 | 13-15 | 14-13 | 27-28 | 13-14 | 16-12 | 29-26 | 10-8 | 9-9 | 19-17 |
| 1999 | 11-15 | 9-21 | 20-36 | 13-15 | 11-13 | 24-28 | 11-7 | 9-9 | 20-16 |
| 2000 | 17-13 | 11-14 | 28-27 | 13-10 | 12-16 | 25-26 | 9-10 | 8-11 | 17-21 |
| 2001 | 10-9 | 14-8 | 24-17 | 15-9 | 9-12 | 24-21 | 9-20 | 8-21 | 17-41 |
| 2002 | 15-7 | 13-6 | 28-13 | 15-6 | 15-9 | 30-15 | 18-11 | 12-17 | 30-28 |
| 2003 | 7-14 | 8-16 | 15-30 | 17-6 | 9-9 | 26-15 | 15-14 | 10-19 | 25-33 |
| 2004 | 14-8 | 11-10 | 25-18 | 13-8 | 15-7 | 28-15 | 15-14 | 17-12 | 32-26 |
| 2005 | 12-8 | 7-14 | 19-22 | 15-10 | 15-7 | 30-17 | 16-11 | 18-11 | 34-22 |
| 2006 | 16-8 | 10-11 | 26-19 | 10-9 | 14-9 | 24-18 | 15-14 | 17-11 | 32-35 |
| 2007 | 14-5 | 12-13 | 26-18 | 14-10 | 8-11 | 22-21 | 18-11 | 14-14 | 32-25 |
| 2008 | 18-6 | 12-10 | 30-16 | 11-8 | 13-9 | 24-17 | 17-12 | 19-9 | 36-21 |
| 2009 | 15-6 | 11-11 | 26-17 | 14-8 | 13-9 | 27-17 | 14-15 | 16-12 | 30-27 |
| 2010 | 7-14 | 8-13 | 15-27 | 10-13 | 9-13 | 19-26 | 21-7 | 14-15 | 35-22 |
| 2011 | 8-11 | 13-12 | 21-23 | 14-9 | 11-9 | 25-18 | 16-14 | 11-16 | 27-30 |
| 2012 | 13-11 | 9-9 | 22-20 | 15-5 | 10-15 | 25-20 | 12-16 | 18-11 | 30-27 |
| 2013 | 10-8 | 8-8 | 18-16 | 7-9 | 11-5 | 18-14 | 17-20 | 15-24 | 32-44 |
| 2014 | 8-8 | 11-6 | 19-14 | 14-2 | 10-7 | 24-9 | 24-15 | 19-18 | 43-33 |
| 2015 | 9-7 | 7-9 | 16-16 | 11-6 | 6-11 | 17-17 | 24-14 | 20-18 | 44-32 |
| 2016 | 6-11 | 7-10 | 13-21 | 11-4 | 6-11 | 17-15 | 18-21 | 17-20 | 35-41 |
| 2017 | 9-7 | 10-6 | 19-13 | 7-11 | 4-12 | 11-23 | 20-17 | 19-20 | 39-37 |
| 2018 | 6-11 | 5-10 | 11-21 | 12-5 | 10-7 | 22-12 | 19-18 | 18-21 | 37-39 |
| 2019 | 7-10 | 10-8 | 17-18 | 6-10 | 7-8 | 13-18 | 17-21 | 13-25 | 30-46 |
| 2020 | --- | --- | --- | --- | --- | --- | 13-8 | 6-13 | 19-21 |
| 2021 | 9-8 | 7-9 | 16-17 | 12-5 | 9-7 | 21-12 | 14-24 | 15-23 | 29-47 |
| 2022 | 6-11 | 5-12 | 11-23 | 11-5 | 7-9 | 18-14 | 18-20 | 19-19 | 37-39 |
| 2023 | 8-7 | 6-11 | 14-18 | 9-8 | 9-6 | 18-14 | 11-15 | 11-15 | 22-30 |
| 2024 | 4-11 | 6-11 | 10-22 | 6-11 | 4-11 | 10-22 | 11-15 | 10-16 | 21-31 |
| TOTALS | 832-768 | 704-885 | 1536-1653 | 357-255 | 307-292 | 564-547 | 968-907 | 896-980 | 1864-1907 |

CLUB HISTORY



A.L. MOST VALUABLE PLAYER (7)

1979—Don Baylor 2019—Mike Trout
 2004—Vladimir Guerrero 2021—Shohei Ohtani
 2014—Mike Trout 2023—Shohei Ohtani
 2016—Mike Trout



Angels MVP winners:
 Vladimir Guerrero (2004), Don Baylor (1979)
 & Mike Trout (2014, 2016 and 2019)

A.L. ROOKIE OF THE YEAR (3)

1993—Tim Salmon
 2012—Mike Trout
 2018—Shohei Ohtani



2012 A.L. Rookie of the Year Mike Trout &
 2018 A.L. Rookie of the Year Shohei Ohtani

A.L. CY YOUNG (2)


1964—Dean Chance
 2005—Bartolo Colon



2005 A.L. Cy Young - Bartolo Colon

A.L. BATTING CHAMPION (1)

1970—Alex Johnson



1970 AL Batting Champ - Alex Johnson

A.L. COMEBACK PLAYER OF THE YEAR (6)

1970—Clyde Wright (Sporting News)
 1986—John Candelaria (Sporting News)
 1986—Rick Burleson (UPI)
 1989—Bert Blyleven (Sporting News & UPI)
 1990—Dave Winfield (Sporting News)
 2002—Tim Salmon (Sporting News)



2002 A.L. Comeback Player of the Year -
 Tim Salmon

A.L. RELIEF PITCHER OF THE YEAR (4)

1967—Minnie Rojas (Fireman of the Year)
 1991—Bryan Harvey
 2006—Francisco Rodriguez
 2008—Francisco Rodriguez



2008 A.L. Relief Pitcher of the Year -
 Francisco Rodriguez



CLUB HISTORY

EDGAR MARTINEZ OUTSTANDING DH AWARD (3)

2021—Shohei Ohtani
2022—Shohei Ohtani
2023—Shohei Ohtani



Three-time Edgar Martinez Outstanding DH Award Winner - Shohei Ohtani

HANK AARON AWARD (3)

2014—Mike Trout
2019—Mike Trout
2023—Shohei Ohtani



Two-time Hank Aaron Award Winner - Mike Trout

EXECUTIVE OF THE YEAR (1)

1962—Fred Haney (UPI)



1962 Executive of the Year - Fred Haney

MANAGER OF THE YEAR (4)

1962—Bill Rigney (AP & UPI)
2002—Mike Scioscia (BBWAA & Sporting News)
2009—Mike Scioscia (BBWAA & Sporting News)
2014—Mike Scioscia (Sporting News)



2009 A.L. Manager of the Year - Mike Scioscia

RAWLINGS GOLD GLOVE WINNERS (40)

1964—Vic Power, 1B
1966—Bobby Knoop, 2B
1967—Bobby Knoop, 2B
Jim Fregosi, SS
1968—Bobby Knoop, 2B
1970—Jim Spencer, 1B
1972—Ken Berry, OF
1978—Rick Miller, OF
1982—Bob Boone, C
1985—Gary Pettis, OF
1986—Gary Pettis, OF
Bob Boone, C

1987—Bob Boone, C
1988—Bob Boone, C
Devon White, OF
1989—Devon White, OF
1991—Mark Langston, P
1992—Mark Langston, P
1993—Mark Langston, P
1994—Mark Langston, P
1995—Mark Langston, P
J.T. Snow, 1B
1996—J.T. Snow, 1B
1997—Jim Edmonds, OF

1998—Jim Edmonds, OF
2000—Darin Erstad, OF
2002—Darin Erstad, OF
Bengie Molina, C
2003—Bengie Molina, C
2004—Darin Erstad, 1B
2007—Orlando Cabrera, SS
2008—Torii Hunter, OF
2009—Torii Hunter, OF
2011—Erick Aybar, SS
2015—Kole Calhoun, OF

2017—Martin Maldonado, C
Andrelton Simmons, SS
2018—Andrelton Simmons, SS
#Ian Kinsler, INF
2020—Griffin Canning, P

- Traded by Angels to Boston in July

LOUISVILLE SILVER SLUGGER AWARD (28)

1981—Rick Burleson, SS
Bobby Grich, 2B
1982—Doug DeCinces, 3B
Reggie Jackson, OF
1990—Lance Parrish, C
1995—Tim Salmon, OF
2000—Darin Erstad, OF
Troy Glaus, 3B

2001—Troy Glaus, 3B
2002—Garret Anderson, OF
2003—Garret Anderson, OF
2004—Vladimir Guerrero, OF
2005—Vladimir Guerrero, OF
2006—Vladimir Guerrero, OF
2007—Vladimir Guerrero, OF
2009—Torii Hunter, OF

2012—Mike Trout, OF
2013—Mike Trout, OF
2014—Mike Trout, OF
2015—Mike Trout, OF
2016—Mike Trout, OF
2017—#Justin Upton, OF
2018—Mike Trout, OF
2019—Mike Trout, OF

2020—Mike Trout, OF
2021—Shohei Ohtani, DH
2022—Mike Trout, OF
2023—Shohei Ohtani, DH

- Acquired by Angels from Detroit in August

CLUB HISTORY



ALL-MLB TEAM SELECTIONS (10)

| YEAR | PLAYER | POSITION | YEAR | PLAYER | POSITION |
|------|-----------------|---|------|---------------|---|
| 2019 | Mike Trout | Outfield (First team) | 2022 | Shohei Ohtani | Starting Pitcher (First team); Designated Hitter (Second team) |
| 2020 | Mike Trout | Outfield (First team) | | Mike Trout | Outfield (First Team) |
| 2021 | Shohei Ohtani | Designated Hitter (First team); Starting Pitcher (Second team) | 2023 | Shohei Ohtani | Starting Pitcher (First team); Designated Hitter (First team) |
| | Raisel Iglesias | Relief Pitcher (Second team) | | | |

TOPPS ROOKIE ALL-STAR SELECTIONS (27)

| YEAR | PLAYER | POSITION | YEAR | PLAYER | POSITION | YEAR | PLAYER | POSITION |
|------|-----------------|-------------|------|-----------------|------------|------|---------------|-------------|
| 1961 | Lee Thomas | Outfield | 1986 | Wally Joyner | First Base | 2000 | Adam Kennedy | Second Base |
| 1962 | Bob Rodgers | Catcher | 1987 | Devon White | Outfield | 2000 | Bengie Molina | Catcher |
| 1962 | Dean Chance | Pitcher | 1988 | Bryan Harvey | Pitcher | 2001 | Shawn Wooten | Catcher |
| 1965 | Paul Schaal | Third Base | 1989 | Jim Abbott | Pitcher | 2011 | Mark Trumbo | First Base |
| 1965 | José Cardenal | Outfield | 1993 | Tim Salmon | Outfield | 2012 | Mike Trout | Outfield |
| 1965 | Marcelino López | Pitcher | 1993 | J.T. Snow | First Base | 2018 | Shohei Ohtani | RHP/DH |
| 1974 | Frank Tanana | Pitcher | 1994 | Brian Anderson | Pitcher | 2020 | Jared Walsh | First Base |
| 1975 | Jerry Remy | Second Base | 1995 | Garret Anderson | Outfield | 2022 | Reid Detmers | Pitcher |
| 1979 | Mark Clear | Pitcher | 1997 | Jason Dickson | Pitcher | | | |
| | | | | Mike Holtz | Pitcher | | | |

BBWAA AWARD WINNERS - LOCAL CHAPTER (PRESENTED 1961-2018)

| YEAR | MVP | ROOKIE | YEAR | MVP | ROOKIE |
|------|-------------------------------|------------------|------|---------------------|---------------------|
| 1961 | Ken McBride | Lee Thomas | 1989 | Bert Blyleven | Jim Abbott |
| 1962 | Leon Wagner | Bob Rodgers | 1990 | Lance Parrish | Lee Stevens |
| 1963 | Albie Pearson | Charlie Dees | 1991 | Bryan Harvey | Ron Tingley |
| 1964 | Dean Chance | Bobby Knoop | 1992 | Luis Polonia | Gary DiSarcina |
| 1965 | Jim Fregosi | Marcelino Lopez | 1993 | Chili Davis | Tim Salmon |
| 1966 | Bobby Knoop | Jay Johnstone | 1994 | Chili Davis | Brian Anderson |
| 1967 | Jim Fregosi | Rick Clark | 1995 | Tim Salmon | Garret Anderson |
| 1968 | Tom Satriano | Andy Messersmith | 1996 | Chili Davis | Darin Erstad |
| 1969 | Jim Fregosi | Ken Tatum | 1997 | Tim Salmon | Jason Dickson |
| 1970 | Jim Fregosi & Alex Johnson | Dave LaRoche | 1998 | Gary DiSarcina | Jarrod Washburn |
| | | | 1999 | Garret Anderson | Lou Pote |
| 1971 | Sandy Alomar | Lloyd Allen | 2000 | Darin Erstad | Bengie Molina |
| 1972 | Bob Oliver | Lee Stanton | 2001 | Garret Anderson | David Eckstein |
| 1973 | Frank Robinson | Rudy Meoli | 2002 | Garret Anderson | John Lackey |
| 1974 | Nolan Ryan | Frank Tanana | 2003 | Garret Anderson | Francisco Rodriguez |
| 1975 | Lee Stanton & Frank Tanana | Jerry Remy | 2004 | Vladimir Guerrero | Robb Quinlan |
| | | | 2005 | Bartolo Colon | Ervin Santana |
| 1976 | Frank Tanana | Paul Hartzell | 2006 | Vladimir Guerrero | Jered Weaver |
| 1977 | Bobby Bonds | Rance Mulliniks | 2007 | Vladimir Guerrero | Reggie Willits |
| 1978 | Don Baylor | Carney Lansford | 2008 | Francisco Rodriguez | Jose Arredondo |
| 1979 | Don Baylor | Mark Clear | 2009 | Kendry Morales | Matt Palmer |
| 1980 | Jason Thompson | Fred Martinez | 2010 | Jered Weaver | Peter Bourjos |
| 1981 | Bobby Grich | Mike Witt | 2011 | Jered Weaver | Mark Trumbo |
| 1982 | Doug DeCinces | Rick Steier | 2012 | Mike Trout | Mike Trout |
| 1983 | Bob Boone | Daryl Sconiers | 2013 | Mike Trout | J.B. Shuck |
| 1984 | Brian Downing | Ron Romanick | 2014 | Mike Trout | Matt Shoemaker |
| 1985 | Donnie Moore | Stewart Cliburn | 2015 | Mike Trout | Andrew Heaney |
| 1986 | Mike Witt | Wally Joyner | 2016 | Mike Trout | Jett Bandy |
| 1987 | Wally Joyner | Devon White | 2017 | Mike Trout | Parker Bridwell |
| 1988 | Chili Davis | Bryan Harvey | 2018 | Mike Trout | Shohei Ohtani |

1975 & 1976 BBWAA Team MVP -
Frank Tanana1993 BBWAA Team Rookie of the Year -
Tim Salmon



CLUB HISTORY

ANGELS MOST VALUABLE PLAYER AWARD

Awarded by vote of the players to the Angel(s) who most truly exemplifies the qualities of inspirational leadership, sportsmanship and professional ability.

| | | |
|-------------------------------------|--------------------------------------|---------------------------------------|
| 1962 — Billy Moran | 1984 — Juan Beniquez & Brian Downing | 2003 — Garret Anderson |
| 1963 — Jim Fregosi | 1985 — Donnie Moore | 2004 — Vladimir Guerrero |
| 1964 — Bobby Knoop | 1986 — Mike Witt | 2005 — Bartolo Colon & Chone Figgins |
| 1965 — Bobby Knoop | 1987 — Wally Joyner | 2006 — Vladimir Guerrero |
| 1966 — Bobby Knoop | 1988 — Bob Boone & Johnny Ray | 2007 — Vladimir Guerrero |
| 1967 — Don Mincher | 1989 — Bert Blyleven & Chili Davis | 2008 — Francisco Rodriguez |
| 1968 — Bobby Knoop | 1990 — Chuck Finley | 2009 — Kendrys Morales |
| 1969 — Jim Fregosi | 1991 — Jim Abbott & Bryan Harvey | 2010 — Torii Hunter |
| 1970 — Jim Fregosi | 1992 — Luis Polonia | 2011 — Mark Trumbo |
| 1971 — Ken McMullen | 1993 — Mark Langston & Tim Salmon | 2012 — Mike Trout |
| 1972 — Bob Oliver & Vada Pinson | 1994 — Chili Davis | 2013 — Mike Trout |
| 1973 — Nolan Ryan | 1995 — Tim Salmon | 2014 — Mike Trout |
| 1974 — Nolan Ryan | 1996 — Troy Percival | 2015 — Mike Trout |
| 1975 — Mickey Rivers | 1997 — Tim Salmon | 2016 — Mike Trout |
| 1976 — Jerry Remy | 1998 — Gary DiSarcina | 2017 — Andrelton Simmons & Mike Trout |
| 1977 — Bobby Bonds | 1999 — Garret Anderson | 2018 — Mike Trout |
| 1978 — Don Baylor | 2000 — Darin Erstad | 2019 — Mike Trout |
| 1979 — Don Baylor | 2001 — Garret Anderson | 2020 — Mike Trout |
| 1980 — Bobby Grich & Jason Thompson | 2002 — Garret Anderson | 2021 — Shohei Ohtani |
| 1981 — Rick Burleson | | 2022 — Shohei Ohtani |
| 1982 — Doug DeCinces | | 2023 — Shohei Ohtani |
| 1983 — Bob Boone | | 2024 — Zach Neto |




NICK ADENHART PITCHER OF THE YEAR AWARD

This annual award was established in 2009 in memory of Angels pitcher Nick Adenhart. On Apr. 8, 2009, Adenhart, 22, along with Courtney Stewart, Henry Pearson and Jon Wilhite were in a terrible traffic accident. Adenhart, Stewart and Pearson were killed and Wilhite was seriously injured. The accident happened shortly after Adenhart, a native of Silver Springs, MD, pitched a masterful six innings against Oakland (6 IP, 7 H, 0 R, 3 BB, 5 SO), leaving with a 4-0 lead before a late-inning rally resulted in a 6-4 Angels defeat.

The award is given to the Angels' pitcher whose Major League performance is selected by his teammates as the most outstanding throughout the course of the regular season.

| | |
|-------------------------|-----------------------|
| 2009 — Jered Weaver | 2017 — Yusmeiro Petit |
| 2010 — Jared Weaver | 2018 — Andrew Heaney |
| 2011 — Jered Weaver | 2019 — Hansel Robles |
| 2012 — Jered Weaver | 2020 — Dylan Bundy |
| 2013 — C.J. Wilson | 2021 — Shohei Ohtani |
| 2014 — Garrett Richards | 2022 — Shohei Ohtani |
| 2015 — Huston Street | 2023 — Carlos Estévez |
| 2016 — Matt Shoemaker | 2024 — Tyler Anderson |



CLUB HISTORY



PLAYER OF THE WEEK (91)

| | |
|--|---|
| 2023 — SHOHEI OHTANI (June 11-17); SHOHEI OHTANI (June 25-July 1); SHOHEI OHTANI (July 23-29); LUIS RENGIFO (Aug. 27-Sept. 2) | 1998 — DARIN ERSTAD (June 8-14); TIM SALMON (Aug. 3-9) |
| 2022 — TAYLOR WARD (April 24-30); REID DETMERS (May 8-14) | 1997 — JIM EDMONDS (May 12-18); CHUCK FINLEY (July 28-Aug. 3) |
| 2021 — MAX STASSI (June 7-13); SHOHEI OHTANI (June 14-20); SHOHEI OHTANI (June 28-July 4); DAVID FLETCHER (July 5 - 11) | 1996 — CHUCK FINLEY (July 22-28) |
| 2019 — MIKE TROUT (April 1-7); MIKE TROUT (June 17-23) | 1995 — JIM EDMONDS (June 12-18); JIM EDMONDS (July 17-23) |
| 2018 — SHOHEI OHTANI (April 2-8); SHOHEI OHTANI (Sept. 3-9) | 1994 — TIM SALMON (May 15-21) |
| 2016 — MATT SHOEMAKER (July 11-17) | 1993 — J.T. SNOW (Apr. 19-25); J.T. SNOW (Sept. 27-Oct. 3) |
| 2015 — MIKE TROUT (July 6-12) | 1992 — JUNIOR FELIX (Apr. 27-May 3) |
| 2014 — MIKE TROUT (July 7-13); JOSH HAMILTON (Mar. 31-Apr. 6) | 1991 — DAVE WINFIELD (Apr. 8-14); WALLY JOYNER (May 13-19); DAVE WINFIELD (May 27-June 2) |
| 2013 — CHRIS IANNETTA (Sept. 15-29) | 1990 — BRIAN DOWNING (Aug. 6-12) |
| 2012 — JERED WEAVER (Apr. 30-May 6); TORII HUNTER/MIKE TROUT (June 4-10); ALBERT PUJOLS (July 30-Aug. 5) | 1989 — BERT BLYLEVEN (Apr. 10-16); CHILI DAVIS (July 31-Aug. 6) |
| 2011 — DAN HAREN (Apr. 11-17); ERVIN SANTANA (July 25-31); ERICK AYBAR (Sept. 12-18) | 1988 — JOHNNY RAY (Apr. 18-24); MIKE WITT (June 13-19); CHILI DAVIS (July 4-10); WALLY JOYNER (July 25-31) |
| 2010 — KENDRYS MORALES (Apr. 19-25); BOBBY ABREU (Aug. 9-16) | 1987 — WALLY JOYNER (Apr. 20-26); MIKE WITT (June 1-7) |
| 2009 — KENDRYS MORALES (July 27-Aug. 2) | 1986 — DON SUTTON (June 16-22); DOUG DeCINCES (Aug. 4-10) |
| 2008 — FRANCISCO RODRIGUEZ (Aug. 18-24) | 1985 — ROD CAREW (July 29-Aug. 4) |
| 2007 — VLADIMIR GUERRERO (Apr. 2-8) | 1984 — BOBBY GRICH (Sept. 10-16); MIKE WITT (Sept. 23-30) |
| 2005 — VLADIMIR GUERRERO (Aug. 9-15) | 1983 — ROD CAREW (May 2-8) |
| 2004 — JOSE GUILLEN (May 3-9); ADAM KENNEDY (Aug. 23-29); VLADIMIR GUERRERO (Sept. 27-Oct. 3) | 1982 — DOUG DeCINCES (Aug. 2-8) |
| 2003 — SCOTT SPIEZIO (May 12-18); TROY GLAUS (May 19-25); GARRET ANDERSON (July 7-12) | 1980 — MARK CLEAR (June 30-July 6); JASON THOMPSON (July 21-27) |
| 2001 — TROY GLAUS (Sept. 21-30) | 1979 — NOLAN RYAN (Apr. 16-22); DON BAYLOR (July 2-8); DAN FORD (Aug. 16-22) |
| 2000 — MO VAUGHN (May 8-14); DARIN ERSTAD (May 22-28); DARIN ERSTAD (July 3-9); TIM SALMON (July 31-Aug. 6); TIM SALMON (Aug. 21-27) | 1977 — JOE RUDI (Apr. 7-11) |
| 1999 — TIM SALMON (Apr. 12-18); MO VAUGHN (May 10-16); TROY GLAUS (May 31-June 6) | 1975 — NOLAN RYAN (Apr. 7-13); NOLAN RYAN (May 12-18); NOLAN RYAN (May 27-June 1); LEE STANTON (June 8-15); FRANK TANANA (July 14-20) |
| | 1974 — ELLIE RODRIGUEZ (May 29-June 4); NOLAN RYAN (Aug. 14-20); NOLAN RYAN (Sept. 25 - Oct. 1) |

PLAYER/PITCHER OF THE MONTH (40)

| | |
|---|---|
| 2023 — SHOHEI OHTANI (June); SHOHEI OHTANI (July) | 1997 — TIM SALMON (July); CHUCK FINLEY (July) |
| 2021 — SHOHEI OHTANI (June); SHOHEI OHTANI (July) | 1995 — GARRET ANDERSON (July) |
| 2018 — MIKE TROUT (Sept.) | 1990 — CHUCK FINLEY (July) |
| 2017 — MIKE TROUT (Apr.) | 1989 — CHUCK FINLEY (May) |
| 2015 — MIKE TROUT (July); ALBERT PUJOLS (June) | 1988 — CHILI DAVIS (July) |
| 2014 — MATT SHOEMAKER (Aug.); MIKE TROUT (June) | 1987 — BRIAN DOWNING (Apr.) |
| 2013 — JASON VARGAS (May) | 1986 — MIKE WITT (Aug.); DOUG DeCINCES (Aug.) |
| 2012 — MIKE TROUT (July) | 1983 — ROD CAREW (May) |
| 2011 — JERED WEAVER (Apr.) | 1982 — GEOFF ZAHN (Apr.); DOUG DeCINCES (Aug.) |
| 2009 — BOBBY ABREU (July); KENDRYS MORALES (Aug.) | 1980 — ROD CAREW (June) |
| 2008 — JOHN LACKEY (June) | 1979 — DON BAYLOR (May); DON BAYLOR (July) |
| 2006 — JOHN LACKEY (July) | 1978 — FRANK TANANA (Apr.) |
| 2005 — BARTOLO COLON (Aug.) | 1977 — FRANK TANANA (May) |
| 2004 — VLADIMIR GUERRERO (Sept.) | 1976 — NOLAN RYAN (Sept.); FRANK TANANA (Sept.) |
| 1998 — CHUCK FINLEY (Apr.) | 1974 — NOLAN RYAN (Aug.) |

ROOKIE OF THE MONTH (10)

| |
|--|
| 2020 — JARED WALSH (Sept.) |
| 2018 — SHOHEI OHTANI (Apr.); SHOHEI OHTANI (Sept.) |
| 2015 — ANDREW HEANEY (July) |
| 2014 — MATT SHOEMAKER (Aug.) |
| 2012 — MIKE TROUT (May); MIKE TROUT (June); MIKE TROUT (July); MIKE TROUT (Aug.) |
| 2004 — ROBB QUINLAN (July) |

RELIEVER OF THE MONTH (5)

| |
|-----------------------------------|
| 2024 — CARLOS ESTÉVEZ (June) |
| 2021 — RAISEL IGLESÍAS (July) |
| 2020 — MIKE MAYERS (Sept.) |
| 2008 — FRANCISCO RODRIGUEZ (June) |
| 2006 — FRANCISCO RODRIGUEZ (Aug.) |



CLUB HISTORY

ANGELS ALL-STAR SELECTIONS

- 1961 — Ryne Duren, first game; Ken McBride, both games
 1962 — Leon Wagner★, Billy Moran★, Lee Thomas, both games; Bill Rigney (coach), Ken McBride, second game.
 1963 — Ken McBride★, Leon Wagner★, Albie Pearson★
 1964 — Dean Chance★, Jim Fregosi★
 1965 — Bob Lee
 1966 — Bobby Knoop★, Jim Fregosi
 1967 — Jim McGlothlin, Don Mincher, Jim Fregosi, Bill Rigney (coach)
 1968 — Jim Fregosi★
 1969 — Jim Fregosi
 1970 — Sandy Alomar, Jim Fregosi, Alex Johnson, Clyde Wright, Lefty Phillips (coach)
 1971 — Andy Messersmith
 1972 — Nolan Ryan
 1973 — Nolan Ryan, Bill Singer
 1974 — Dave Chalk, Frank Robinson, Dick Williams (manager), Whitey Herzog (coach), Freddie Federico (trainer)
 1975 — Dave Chalk, Nolan Ryan
 1976 — Frank Tanana
 1977 — Frank Tanana, Dave LaRoche, Nolan Ryan
 1978 — Frank Tanana
 1979 — Rod Carew, Bobby Grich, Brian Downing, Don Baylor★, Nolan Ryan★, Mark Clear
 1980 — Rod Carew★, Bobby Grich, Bob Clear (coach)
 1981 — Rod Carew★, Fred Lynn, Rick Burleson, Ken Forsch, Jimmie Reese (coach)
 1982 — Rod Carew★★★, Reggie Jackson★, Fred Lynn★, Bobby Grich★
 1983 — Rod Carew★, Reggie Jackson★, Fred Lynn★, Doug DeCinces, Bob Boone
 1984 — Rod Carew★, Reggie Jackson★, Rick Smith (trainer)
 1985 — Donnie Moore
 1986 — Wally Joyner★, Mike Witt
 1987 — Mike Witt
 1988 — Johnny Ray
 1989 — Chuck Finley, Devon White, Doug Rader (coach), Marcel Lachemann (coach), Rick Smith (trainer)
 1990 — Chuck Finley, Lance Parrish
 1991 — Bryan Harvey, Mark Langston
 1992 — Mark Langston, Jimmie Reese (honorary captain), Rick Turner (bullpen catcher), Ned Bergert (trainer)
 1993 — Mark Langston★
 1994 — Chili Davis
- 1995 — Gary DiSarcina, Jim Edmonds, Chuck Finley, Lee Smith
 1996 — Chuck Finley, Troy Percival
 1997 — Jason Dickson, Rick Smith (trainer)
 1998 — Darin Erstad, Troy Percival
 1999 — Troy Percival
 2000 — Darin Erstad, Troy Glaus
 2001 — Troy Glaus, Troy Percival
 2002 — Garret Anderson, Mike Scioscia (coach), Ned Bergert (trainer)
 2003 — Garret Anderson★, Troy Glaus★, Brendan Donnelly, Mike Scioscia (manager), Joe Maddon (coach), Buddy Black (coach), Mickey Hatcher (coach), Ron Roenicke (coach), Alfredo Griffin (coach), Orlando Mercado (coach)
 2004 — Vladimir Guerrero★, Francisco Rodriguez, Ned Bergert (trainer)
 2005 — Garret Anderson, Bartolo Colon, Vladimir Guerrero★
 2006 — Vladimir Guerrero★
 2007 — Vladimir Guerrero★, Francisco Rodriguez, John Lackey
 2008 — Joe Saunders, Ervin Santana, Francisco Rodriguez
 2009 — Brian Fuentes, Torii Hunter, Chone Figgins
 2010 — Torii Hunter, Jered Weaver, Mike Scioscia (coach), Ned Bergert (trainer)
 2011 — Howie Kendrick, Jordan Walden, Jered Weaver
 2012 — Mike Trout, Mark Trumbo, C.J. Wilson, Jered Weaver
 2013 — Mike Trout★
 2014 — Mike Trout★, Erick Aybar
 2015 — Mike Trout★, Albert Pujols★★, Hector Santiago, Adam Neva (trainer)
 2016 — Mike Trout★, Yoichi Terada (trainer)
 2017 — Mike Trout★★★
 2018 — Mike Trout★
 2019 — Mike Trout★, Tommy La Stella
 2020 — All-Star Game Cancelled
 2021 — Shohei Ohtani★ (DH & SP), Mike Trout★★★, Jared Walsh
 2022 — Shohei Ohtani★ (DH & SP), Mike Trout★★★
 2023 — Shohei Ohtani★ (DH & SP), Mike Trout★★★, Carlos Estévez, Mike Frostad (trainer)
 2024 — Tyler Anderson
- ★ Elected as starter
 ★★ Elected as reserve but replaced injured starter
 ★★★ Elected as starter but replaced due to injury

TED WILLIAMS ALL-STAR GAME MVP

- 1962 (2)—Leon Wagner (Wrigley Field, Chicago)
 2001—Troy Glaus (Safeco Field, Seattle)
 2003—Garret Anderson (U.S. Cellular Field, Chicago)
 2014—Mike Trout (Target Field, Minnesota)
 2015—Mike Trout (Great American Ball Park, Cincinnati)

HOME RUN DERBY PARTICIPANTS (7)

- 1986—Wally Joyner (The Astrodome, Houston)
 2001—Troy Glaus (Safeco Field, Seattle)
 2003—Garret Anderson (U.S. Cellular Field, Chicago)★
 2007—Vladimir Guerrero (AT&T Park, San Francisco)★
 2012—Mark Trumbo (Kauffman Stadium, Kansas City)
 2015—Albert Pujols (Great American Ball Park, Cincinnati)
 2021—Shohei Ohtani (Coors Field, Denver)
 ★ Won contest

ANGELS ALL-STAR GAME BESTS

| Single Game Bests | |
|-------------------|--|
| HITS | 3 - Garret Anderson, 2006 Leon Wagner, 1962 |
| RUNS | 2 - Three times; last, Mike Trout, 2015 |
| RBI | 4 - Fred Lynn, 1983 |
| HR | 1 - Six times; last, Mike Trout, 2018 |
| SB | 1 - Mike Trout, 2015 Rod Carew, 1980 |
| IP | 3 - Dean Chance, 1964 Ken McBride, 1963 |
| SO | 4 - Chuck Finley, 1996 |

| Career Bests (with Angels only) | |
|---------------------------------|---|
| GAMES PLAYED | 7* - Mike Trout (2012-16, '18-19) |
| STARTS | 6* - Mike Trout (2013-16, '18-19) |
| HITS | 7 - Mike Trout |
| RBI | 5 - Fred Lynn |
| HR | 1 - M. Trout (2015 & '18), V. Guerrero (2006), G. Anderson (2003), F. Lynn (1983), L. Wagner (1962) |
| IP | 4 - Nolan Ryan |
| SO | 5 - Chuck Finley |

Mike Trout was also selected as a starter in 2017, 2021, 2022 & 2023 but did not play due to injury

CLUB HISTORY



INDIVIDUAL NO-HITTERS (10)

1. Bo Belinsky, vs. Baltimore, May 5, 1962 (2-0)
2. Clyde Wright, vs. Oakland, July 3, 1970 (4-0)
3. Nolan Ryan, at Kansas City, May 15, 1973 (3-0)
4. Nolan Ryan, at Detroit, July 15, 1973 (6-0)
5. Nolan Ryan, vs. Minnesota, Sept. 28, 1974 (4-0)
6. Nolan Ryan, vs. Baltimore, June 1, 1975 (1-0)
7. Mike Witt, at Texas, Sept. 30, 1984 (1-0, perfect game)
8. Ervin Santana, at Cleveland, July 27, 2011 (3-1)
9. Jered Weaver, vs. Minnesota, May 2, 2012 (9-0)
10. Reid Detmers, vs. Tampa Bay, May 10, 2022 (12-0)

COMBINED NO-HITTERS (2 + 1 UNOFFICIAL)

1. Mark Langston-Mike Witt, vs. Seattle, Apr. 11, 1990 (1-0)
Jered Weaver-Jose Arredondo, at LAD, June 28, 2008 (0-1)
8-inning unofficial no-hitter
2. Taylor Cole-Felix Pena, vs. Seattle, July 12, 2019 (13-0)

ONE-HITTERS (20)

1. Dean Chance, at Minnesota, Sept. 10, 1962 (5-0)
2. Bob Turley, at Chicago, June 12, 1963 (5-0)
3. Nolan Ryan, vs. Boston, July 9, 1972 (3-0)
4. Nolan Ryan, vs. New York, Aug. 29, 1973 (5-0)
5. Nolan Ryan, vs. Texas, June 27, 1974 (5-0)
6. Andy Hassler, vs. Chicago, Sept. 8, 1974 (0-1)
7. Nolan Ryan, vs. Seattle, Apr. 15, 1977 (7-0)
8. Nolan Ryan, vs. Cleveland, May 5, 1978 (5-0)
9. Chris Knapp, at Toronto, Sept. 3, 1978 (3-1)
10. Nolan Ryan, vs. New York, July 13, 1979 (6-1)
11. Bruce Kison, at Minnesota, Apr. 23, 1980 (17-0)
12. Kirk McCaskill, at Texas, June 25, 1986 (7-1)
13. Willie Fraser, vs. Seattle, Aug. 10, 1988 (2-1)
14. Kirk McCaskill, vs. Toronto, Apr. 28, 1989 (9-0)
15. Chuck Finley, at Boston, May 26, 1989 (5-0)
16. John Lackey, at Oakland, July 7, 2006 (3-0)
17. Dan Haren, vs. Cleveland, Apr. 12, 2011 (2-0)
18. Ervin Santana, vs. Arizona, June 16, 2012 (2-0)
19. Andrew Heaney, vs. Kansas City, June 5, 2018 (1-0)
20. Shohei Ohtani, at Detroit, July 27, 2023 (6-0; Game 1)

COMBINED ONE-HITTERS (16)

1. Ken McBride-Julio Navarro, at Washington, Apr. 13, 1964 (4-0, Opening Day)
2. Rick Clark-Clyde Wright, vs. Baltimore, Aug. 20, 1968 (7-2)
3. Bill Harrelson-Andy Messersmith, at New York, Aug. 27, 1968 (2-0)
4. Frank Tanana-Don Kirkwood, vs. Oakland, Apr. 26, 1975 (1-0)
5. Bartolo Colon-Francisco Rodriguez-Troy Percival, vs. Texas, July 27, 2004 (2-0)
6. Matt Palmer-Darren Oliver-Jose Arredondo-Kevin Jepsen-Rafael Rodriguez, vs. Texas, Sept. 30, 2009 (5-0)
7. Jerome Williams-Jordan Walden, vs. Cleveland, Sept. 7, 2011 (2-1)
8. C.J. Wilson-Ernesto Frieri, at Oakland, May 22, 2012 (5-0)
9. Garrett Richards-Joe Smith-Ernesto Frieri, at Seattle, Apr. 9, 2014 (2-0)
10. Matt Shoemaker-Mike Morin-Jason Grilli, at Boston, Aug. 21, 2014 (2-0)
11. C.J. Wilson-Joe Smith-Huston Street, vs. Seattle, Sept. 17, 2014 (5-0)
12. Garrett Richards-Fernando Salas-Joe Smith-Huston Street, vs. Houston, May 10, 2015 (3-1)
13. Alex Meyer-David Hernandez-Jose Álvarez, vs. Washington, July 19, 2017 (7-0)
14. Garrett Richards-Jim Johnson-Blake Parker-Blake Wood, vs. Cleveland, Aug. 4, 2018 (13-2)
15. Shohei Ohtani-Ryan Tepera-Rasiel Iglesias, at Houston, Apr. 20, 2022 (6-0)
16. Shohei Ohtani-José Quijada-Carlos Estévez, vs. Washington, Apr. 11, 2023 (2-0)

LOW HIT GAMES VS. ANGELS

NO-HITTERS (6)

1. Earl Wilson, at Boston, June 26, 1962 (2-0)
2. Dennis Eckersley, at Cleveland, May 30, 1977 (1-0)
3. Bert Blyleven, Texas, at Anaheim, Sept. 22, 1977 (6-0)
4. Joe Cowley, Chicago, at Anaheim, Sept. 19, 1986 (7-1)
5. Kenny Rogers, at Texas, July 28, 1994 (4-0, perfect game)
6. Eric Milton, at Minnesota, Sept. 11, 1999 (7-0)

COMBINED NO-HITTERS (1)

1. Vida Blue - Glenn Abbott - Paul Lindblad - Rollie Fingers, at Oakland, Sept. 28, 1975 (5-0)

COMBINED ONE-HITTERS (14)

1. Whitey Ford-Jim Coates-Buddy Daley-Bob Turley, at New York (A.L.), May 22, 1962 (2-1, 12 inn.)
2. Mike Paul-Gary Kroll-Jack Hamilton-Stan Williams, at Cleveland, June 8, 1969 (3-2)
3. Marty Pattin-Steve Mingori, at Kansas City, June 26, 1976 (3-0)
4. Gary Beare-Sam Hinds-Bill Castro, at Milwaukee, June 18, 1977 (4-2)
5. Ross Baumgarten-Randy Scarberry, at Chicago, May 25, 1979 (6-1)
6. Joe Niekro-Al Holland, New York (A.L.), at Anaheim, June 4, 1986 (11-0)
7. John Burkett-Jeff Zimmerman-John Wetteland, vs. Texas, June 29, 1999 (5-0)
8. Freddy Garcia-Neal Cotts, vs. Chicago (A.L.), Sept. 13, 2006 (9-0)
9. Anthony Swarzak-Matt Capps-Alex Burnett, at Minnesota, May 28, 2011 (1-0)
10. Justin Verlander-Jose Valverde, at Detroit, July 31, 2011 (3-2)
11. Jesse Chavez-Dan Otero-Tyler Clippard, vs. Oakland, Apr. 23, 2015 (0-2)
12. Mike Clevinger-Dan Otero-Bryan Shaw-Andrew Miller-Cody Allen, at Cleveland, Aug. 13, 2016 (5-1)
13. Max Scherzer-Martín Pérez, at Texas, Aug. 14, 2023 (0-12)
14. Bowden Francis-Chad Green, at Toronto, Aug. 24, 2024 (1-3)

ONE-HITTERS (23)

1. Steve Barber, Baltimore, at Anaheim (GM 2), Apr. 16, 1967 (3-0)
2. Gary Peters, at Chicago (GM 2), May 14, 1967 (3-1)
3. Wally Bunker, Kansas City, at Anaheim, Sept. 11, 1969 (3-0)
4. Sonny Siebert, Boston, at Anaheim, July 31, 1970 (2-0)
5. Rich Hand, at Cleveland, Aug. 28, 1970 (5-1)
6. Bill Gogolewski, Texas, at Anaheim, Sept. 12, 1972 (3-0)
7. Jim Kaat, Minnesota, at Anaheim, July 1, 1973 (2-1)
8. Mike Cuellar, Baltimore, at Anaheim, May 31, 1975 (1-0)
9. Rick Langford, Oakland, at Anaheim, July 5, 1979 (3-0)
10. Ross Baumgarten, at Chicago, July 2, 1980 (1-0)
11. Britt Burns, at Chicago, Sept. 9, 1983 (11-0)
12. Dennis Martinez, at Baltimore, June 5, 1985 (4-0)
13. Charlie Hough, Texas, at Anaheim, June 16, 1986 (1-2)
14. Walt Terrell, at Detroit, Aug. 20, 1986 (3-0)
15. Scott Sanderson, New York, at Anaheim, July 11, 1991 (2-0)
16. Dennis Rasmussen, Kansas City, at Anaheim, Sept. 29, 1992 (2-0)
17. Jimmy Key, New York, at Anaheim, Apr. 27, 1993 (5-0)
18. David Cone, Kansas City, at Anaheim, May 22, 1994 (4-0)
19. Steve Trachsel, New York (N.L.), at Anaheim, June 15, 2003 (8-0)
20. James Shields, at Tampa Bay, May 9, 2008 (2-0)
21. Chris Sale, at Chicago (A.L.), May 12, 2013 (3-0)
22. Justin Verlander, at Detroit, Aug. 26, 2015 (5-0)
23. Mike Leake, at Seattle, July 19, 2019 (10-0)



CLUB HISTORY

ANGELS HOME RAINOUTS

Dodger Stadium:

- 1 — Apr. 14, 1963, vs. Chicago (Easter Sunday)
 2 — Sept. 17, 1963, vs. Baltimore (Tuesday Night)
 3 — Apr. 12, 1965, vs. Cleveland (Monday —Opening Night)
 4 — Sept. 18, 1965, vs. Baltimore (Saturday —Day)
 5 — Sept. 19, 1965, vs. Baltimore (Sunday)

Angel Stadium:

- 6 — Apr. 4, 1967, vs. Chicago Cubs (Preseason —Tuesday Night)
 7 — Apr. 8, 1975, vs. Kansas City (Tuesday Night)
 8 — Sept. 5, 1978, vs. Texas (Tuesday Night)
 9 — Apr. 19, 1981, vs. Minnesota (Easter Sunday)
 10 — Apr. 19, 1983, vs. Oakland (Tuesday Night)
 11 — Apr. 20, 1983, vs. Oakland (Wednesday Night)
 12 — Apr. 28, 1983, vs. Detroit (Thursday Night)
 13 — Sept. 24, 1986, vs. Cleveland (Wednesday Night)
 14 — Apr. 14, 1988, vs. Chicago (Thursday Day)
 15 — June 16, 1995, vs. Chicago (Friday Night)
 16 — July 19, 2015 vs. Boston (Sunday Day)
 17 — May 22, 2019 vs. Minnesota (Wednesday Night)
 18 — Aug. 20, 2023 vs. Tampa Bay (Sunday Day)
 19 — Aug. 21, 2023 vs. Cincinnati (Monday Night)

The Angels have had electrical delays/failures on three occasions at Angel Stadium:

Apr. 21, 1977 — Game cancelled due to blackout. Rescheduled as part of doubleheader on Sept. 8, 1977.

June 13, 1986 — Game delayed 38 minutes due to electrical outage delay.

June 24, 2010 — Game delayed 18 minutes due to electrical delay.

STRAIGHT STEALS OF HOME

- 1963 — Albie Pearson vs. Detroit (July 20, at Dodger Stadium)
 1964 — Ed Kirkpatrick at Kansas City (May 5)
 1965 — Jose Cardenal vs. Kansas City (May 9, at Dodger Stadium)
 Jose Cardenal at Boston (June 1)
 Jose Cardenal at Boston (July 25)
 1966 — Jim Fregosi vs. Washington (Sept. 3)
 Paul Schaal vs. Washington (Sept. 3)
 1967 — Jose Cardenal vs. Minnesota (July 23)
 1972 — Mickey Rivers at Oakland (May 22)
 1974 — Dave Chalk vs. Kansas City (May 12)
 Lee Stanton vs. Minnesota (July 28, 2nd game)
 Bruce Bochte at Chicago (Sept. 15)
 John Doherty at Minnesota (Sept. 20)
 Morris Nettles at Kansas City (Sept. 25)
 Denny Doyle vs. Oakland (Oct. 1)
 1976 — Dave Collins vs. Detroit (Aug. 30)
 1977 — Bobby Bonds at Toronto (Aug. 15)
 1979 — Bob Clark at Toronto (Aug. 24)
 1981 — Rod Carew at Seattle (Apr. 12)
 1985 — Gary Pettis at Seattle (Apr. 28)
 Gary Pettis vs. Texas (June 11)
 1989 — Devon White vs. Boston (Sept. 9)★
 1992 — Luis Polonia at Seattle (June 26)
 Luis Polonia at New York (Aug. 21)
 1994 — Chris Turner at Boston (July 5)
 1995 — Rex Hudler vs. Detroit (July 21)
 1997 — Tony Phillips at Seattle (June 28)
 2006 — Orlando Cabrera vs. Dodgers (July 2)
 2009 — Gary Matthews Jr. at Arizona (June 28)
 2011 — Erick Aybar at Toronto (Sept. 20)
 2013 — Collin Cowgill vs. Seattle (Sept. 21)

★ Stole for cycle

ANGELS AT THE ALL-STAR BREAK

| YEAR | W-L | POS | GB |
|--------|-------|------|-------|
| 1961 | 35-51 | T8th | -20.5 |
| 1962 | 45-37 | 3rd | -2.5 |
| 1963 | 41-46 | 7th | -12 |
| 1964 | 37-44 | 7th | -13.5 |
| 1965 | 41-44 | 6th | -13.5 |
| 1966 | 46-39 | 4th | -11 |
| 1967 | 45-40 | 4th | -4.5 |
| 1968 | 39-43 | 6th | -15.5 |
| 1969 | 36-58 | 6th | -22 |
| 1970 | 51-35 | 2nd | -5 |
| 1971 | 42-50 | 4th | -16.5 |
| 1972 ★ | 40-52 | 5th | -16.5 |
| 1973 | 48-48 | T4th | -7 |
| 1974 | 39-59 | 6th | -17 |
| 1975 | 40-51 | 6th | -17 |
| 1976 | 35-52 | 6th | -18.5 |
| 1977 | 42-46 | 5th | -11 |
| 1978 | 46-40 | 1st | +1 |
| 1979 | 55-38 | 1st | +2 |
| 1980 | 29-48 | 7th | -16.5 |
| 1981 ★ | 31-29 | 4th | -6 |
| 1982 | 49-37 | 1st | +1 |
| 1983 | 42-36 | 2nd | -2 |
| 1984 | 44-42 | 3rd | -1 |
| 1985 | 52-35 | 1st | +6 |
| 1987 | 46-43 | 4th | -3 |
| 1988 | 41-46 | T4th | -12.5 |
| 1989 | 52-33 | 1st | +1.5 |
| 1990 | 41-43 | 4th | -11 |
| 1991 | 44-37 | 3rd | -2 |
| 1992 | 35-52 | 7th | -18 |
| 1993 | 43-43 | T4th | -2 |

| YEAR | W-L | POS | GB |
|--------|------------------------|------|-------|
| 1994 ★ | 38-51 | 3rd | -5 |
| 1995 ★ | 39-30 | T1st | — |
| 1996 | 43-45 | T3rd | -8.5 |
| 1997 | 44-42 | 2nd | -4.5 |
| 1998 | 49-37 | 1st | +1.5 |
| 1999 | 41-45 | 4th | -6.5 |
| 2000 | 47-41 | 3rd | -5 |
| 2001 | 42-45 | 3rd | -21 |
| 2002 | 51-35 | 2nd | -3 |
| 2003 | 49-43 | 3rd | -8.5 |
| 2004 | 47-40 | 3rd | -2.5 |
| 2005 | 52-36 | 1st | +5 |
| 2006 | 43-45 | 3rd | -2 |
| 2007 | 53-35 | 1st | +2.5 |
| 2008 | 57-38 | 1st | +6 |
| 2009 | 49-37 | 1st | +1.5 |
| 2010 | 47-44 | 2nd | -4.5 |
| 2011 | 50-42 | 2nd | -1 |
| 2012 | 48-38 | 2nd | -4 |
| 2013 | 44-49 | 3rd | -11 |
| 2014 | 57-37 | 2nd | -1.5 |
| 2015 | 48-40 | 1st | -0.5 |
| 2016 | 37-52 | 5th | -16.5 |
| 2017 | 45-47 | T2nd | -16.5 |
| 2018 | 49-48 | 4th | -14 |
| 2019 | 45-46 | 4th | -12.5 |
| 2020 | All-Star Game canceled | | |
| 2021 | 45-44 | 4th | -9 |
| 2022 | 39-53 | 4th | -20.5 |
| 2023 | 45-46 | 4th | -7.0 |
| 2024 | 41-55 | 4th | -10.0 |

★ Player Strikes from April 5-14, 1972, June 12-July 31, 1981, Aug. 12, 1994-end of season and April 2 - 24, 1995.

CLUB HISTORY



PINCH-HIT HOME RUNS (144)

- 1961 — (7).....Steve Bilko, Ken Hunt, Ted Kluszewski, Albie Pearson, Del Rice, Lee Thomas and Leon Wagner
 1962 — (5).....Earl Averill, Tom Burgess, Ed Sadowski, Tom Satriano and Leon Wagner
 1963 — (2).....Hank Foiles and Frank Kostro
 1964 — (2).....Jim Fregosi and Tom Satriano
 1965 — (1).....Julio Gotay
 1966 — (4).....Joe Adcock (3) and Jose Cardenal
 1967 — (3).....Jimmie Hall, Jay Johnstone and John Werhas
 1968 — (2).....Ed Kirkpatrick and Roger Repoz
 1969 — (1).....Billy Cowan
 1970 — (2).....Billy Cowan and Jay Johnstone
 1971 — (4).....Jim Fregosi, Syd O'Brien, Roger Repoz and Tom Reynolds
 1972 — (3).....Jack Hiatt, Syd O'Brien and John Stephenson
 1973 — (3).....Mike Epstein, Winston Llenas and Frank Robinson
 1974 — (2).....Charlie Sands and Winston Llenas
 1975 — (1).....Adrian Garrett
 1976 — (1).....Ron Jackson
 1977 — (3).....Ike Hampton and Tony Solaita (2)
 1978 — (2).....Merv Rettenmund and Joe Rudi
 1980 — (2).....Al Cowens and Jason Thompson
 1981 — NONE
 1982 — (1).....Rod Carew
 1983 — (4).....Daryl Sconiers (2), Rob Wilfong and Reggie Jackson
 1984 — (3).....Jerry Narron (2) and Daryl Sconiers
 1985 — (2).....Juan Beniquez and Jerry Narron
 1986 — (4).....Ruppert Jones (2), Bobby Grich and Mark Ryal
 1987 — (9).....George Hendrick (3), Jack Howell (2), Ruppert Jones (2) and Mark Ryal (2)
 1988 — (3).....Tony Armas, George Hendrick and Johnny Ray
 1989 — (1).....Claudell Washington
 1990 — (2).....Jack Howell and Dave Winfield
 1991 — (2).....Bobby Rose and Max Venable
 1992 — (3).....Bobby Rose, Gary Gaetti and Damion Easley
 1993 — (3).....Torey Lovullo and Greg Myers (2)
 1994 — (2).....Dwight Smith and Bo Jackson
 1995 — (1).....Eduardo Perez
 1996 — (7).....Jack Howell (4), Mike Aldrete (2) and Jim Edmonds
 1997 — NONE
 1998 — NONE
 1999 — (2).....Todd Greene and Matt Luke
 2000 — (2).....Scott Spiezo (2)
 2001 — (4).....Shawn Wooten (2), Orlando Palmeiro and Bengie Molina
 2002 — (2).....Jeff DaVanon and Julio Ramirez
 2003 — (1).....Adam Kennedy
 2004 — (2).....Shane Halter and Andres Galarraga
 2005 — (1).....Dallas McPherson
 2006 — (4).....Tim Salmon (2), Robb Quinlan and Dallas McPherson
 2007 — (2).....Robb Quinlan and Brandon Wood
 2008 — NONE
 2009 — (2).....Gary Matthews Jr. and Kendrys Morales
 2010 — NONE
 2011 — (2).....Russell Branyan (2)
 2012 — (2).....Alberto Callaspo and Kendrys Morales
 2013 — (3).....Hank Conger, Grant Green and Chris Iannetta
 2014 — (1).....David Freese
 2015 — (2).....C.J. Cron and Jett Bandy
 2016 — (1).....Jeffrey Marte
 2017 — (1).....C.J. Cron
 2018 — (5).....Jose Briceño (2), Jeffery Marte, Shohei Ohtani (2)
 2019 — (2).....Brian Goodwin, Jared Walsh
 2020 — NONE
 2021 — NONE
 2022 — (2).....Taylor Ward, Jared Walsh
 2023 — (3).....Jake Lamb, Chad Wallach, Andrew Velazquez
 2024 — (1).....Jo Adell

BOLD - Grand Slam

INSIDE-THE-PARK HOME RUNS (27)

- 1962 — Jim Fregosi, Sept. 19 vs. Baltimore (Steve Barber)
 1963 — Jim Fregosi, Sept. 6 vs. Kansas City (Dave Wickersham)
 1964 — Buck Rodgers, Sept. 7 vs. Boston (Dick Radatz)
 1966 — Paul Schaal, Aug. 2 vs. New York (Hal Reniff)
 Jose Cardenal, Aug. 30 vs. Boston (Roland Sheldon)
 1967 — Rick Reichardt, June 25 at Kansas City (John Odum)
 Jose Cardenal, Aug. 13 at Boston (Jim Lonborg)
 1969 — Sandy Alomar, June 23 vs. Minnesota (Dick Woodson)
 Rick Reichardt, Sept. 24 vs. Seattle (Gene Brabender)
 1971 — Ken McMullen, Sept. 5 at Milwaukee (Skip Lockwood)
 1972 — Leo Cardenas, July 15 at Milwaukee (Gary Ryerson)
 1973 — Rudy Meoli, July 28 at Kansas City (Gene Garber)
 1976 — Dave Collins, Sept. 23 vs. Texas (Tommy Boggs)
 1977 — Bobby Bonds, Aug. 3 vs. New York (Ron Guidry)
 1983 — Gary Pettis, Sept. 27 vs. Toronto (Luis Leal)
 1984 — Rob Picciolo, July 4 at Toronto (Dave Stieb)
 1987 — Gary Pettis, Apr. 22 vs. Oakland (Curt Young)
 1990 — Luis Polonia, Aug. 14 vs. New York (Tim Learly)
 1991 — Luis Polonia, Aug. 9 vs. Oakland (Dave Stewart)
 1996 — Darin Erstad, Sept. 6 at Minnesota (Brad Radke)
 1997 — Darin Erstad, May 24 at Toronto (Woody Williams)
 2006 — Vladimir Guerrero, May 26 vs. Baltimore (Todd Williams)
 Dallas McPherson, June 17 vs. San Diego (Jake Peavy)
 Chone Figgins, Sept. 29 vs. Oakland (Kiko Calero)
 2007 — Gary Matthews Jr., June 17 at Los Angeles-NL (Brett Tomko)
 2012 — Peter Bourjos, Apr. 11 at Minnesota (Carl Pavano)
 2019 — Tommy La Stella, June 25 vs. Cincinnati (Tyler Mahle)

HOME RUN IN FIRST AT-BAT AS ANGEL (10)

- Ted Kluszewski, Apr. 11, 1961
 Bob Cerv, Apr. 11, 1961
 Don Rose, May 24, 1972 (1st Major League at-bat)
 Frank Robinson, Apr. 6, 1973
 Dave Machemer, June 21, 1978 (1st Major League at-bat)
 Mark Ryal, Sept. 2, 1986
 Claudell Washington, Apr. 4, 1989
 Dave Parker, Apr. 9, 1991
 Von Hayes, Apr. 7, 1992
 Mike Napoli, May 4, 2006 (1st Major League at-bat)
 Ted Kluszewski, April 11, 1961
 Bob Cerv, April 11, 1961
 Lou Clinton, June 5, 1964
 Vic Power, June 14, 1964
 Don Mincher, April 11, 1967
 Woodie Held, June 16, 1967
 Ken McMullen, April 28, 1970
 Billy Parker, Sept. 9, 1971
 Bob Oliver, May 7, 1972
 Frank Robinson, April 6, 1973
 Richie Scheinblum, June 16, 1973
 Orlando Alvarez, May 13, 1976
 Joe Rudi, April 6, 1977
 Dave Machemer, June 21, 1978
 Dave Skaggs, May 14, 1980
 Mark Ryal, Sept. 2, 1986
 Claudell Washington, April 4, 1989
 Dave Parker, April 9, 1991
 Von Hayes, April 7, 1992
 Rene Gonzales, April 12, 1992
 J.T. Snow, April 6, 1993
 Eduardo Perez, July 27, 1993
 Andy Allanson, April 26, 1995
 Mike Napoli, May 4, 2006
 Kendrys Morales, May 23, 2006
 Hideki Matsui, April 5, 2010
 Paul McNulty, July 4, 2010
 Carlos Perez, May 5, 2015
 Zack Cozart, Mar. 29, 2018
 Jose Briceño, May 26, 2018
 Francisco Arcia, July 26, 2018
 Jason Castro, July 24, 2020
 Anthony Rendon, July 28, 2020
 Randal Grichuk, July 21, 2023

HOME RUN IN FIRST GAME AS ANGEL (35)

- Ted Kluszewski, April 11, 1961
 Bob Cerv, April 11, 1961
 Lou Clinton, June 5, 1964
 Vic Power, June 14, 1964
 Don Mincher, April 11, 1967
 Woodie Held, June 16, 1967
 Ken McMullen, April 28, 1970
 Billy Parker, Sept. 9, 1971
 Bob Oliver, May 7, 1972
 Frank Robinson, April 6, 1973
 Richie Scheinblum, June 16, 1973
 Orlando Alvarez, May 13, 1976
 Joe Rudi, April 6, 1977
 Dave Machemer, June 21, 1978
 Dave Skaggs, May 14, 1980
 Mark Ryal, Sept. 2, 1986
 Claudell Washington, April 4, 1989
 Dave Parker, April 9, 1991
 Von Hayes, April 7, 1992
 Rene Gonzales, April 12, 1992
 J.T. Snow, April 6, 1993
 Eduardo Perez, July 27, 1993
 Andy Allanson, April 26, 1995
 Mike Napoli, May 4, 2006
 Kendrys Morales, May 23, 2006
 Hideki Matsui, April 5, 2010
 Paul McNulty, July 4, 2010
 Carlos Perez, May 5, 2015
 Zack Cozart, Mar. 29, 2018
 Jose Briceño, May 26, 2018
 Francisco Arcia, July 26, 2018
 Jason Castro, July 24, 2020
 Anthony Rendon, July 28, 2020
 Randal Grichuk, July 21, 2023



CLUB HISTORY

| 3-GAME | | | | | 4-GAME | | | | |
|-------------|------|-----|-----|-----------------------|--------|-----|-----|-----------------------|--|
| ATHLETICS | TOT. | W/L | H/R | LAST TIME | TOT. | W/L | H/R | LAST TIME | |
| | 14 | W | H | June 24-26, 2024 | 5 | W | H | Aug. 28-31, 2014 | |
| | 8 | L | H | Sept. 17-19, 2021 | 3 | L | H | Oct. 4-7, 2001 | |
| | 9 | W | R | Aug. 8-10, 2022 | 1 | W | R | July 10-13, 1997 | |
| | 17 | L | R | July 2-4, 2024 | 2 | L | R | Apr. 18-20, 1980 | |
| BALTIMORE | TOT. | W/L | H/R | LAST TIME | TOT. | W/L | H/R | LAST TIME | |
| | 11 | W | H | July 2-4, 2021 | 0 | W | H | — | |
| | 12 | L | H | Sept. 4-6, 2023 | 0 | L | H | — | |
| | 2 | W | R | Aug. 19-21, 2011 | 0 | W | R | — | |
| | 10 | L | R | Aug. 3-5, 2010 | 3 | L | R | July 7-10, 2022 | |
| BOSTON | TOT. | W/L | H/R | LAST TIME | TOT. | W/L | H/R | LAST TIME | |
| | 14 | W | H | May 22-24, 2023 | 1 | W | H | July 17-20, 2015 | |
| | 12 | L | H | Apr. 17-19, 2018 | 1 | L | H | June 12-15, 1980 | |
| | 4 | W | R | Aug. 21-23, 2012 | 2 | W | R | Aug. 18-21, 2014 | |
| | 16 | L | R | June 26-28, 2018 | 3 | L | R | Apr. 21-24, 2011 | |
| CHICAGO | TOT. | W/L | H/R | LAST TIME | TOT. | W/L | H/R | LAST TIME | |
| | 11 | W | H | May 15-17, 2017 | 1 | W | H | Sept. 28-Oct 1, 1970 | |
| | 9 | L | H | Sept. 24-26, 2010 | 1 | L | H | Sept. 22-25, 1983 | |
| | 7 | W | R | Sept. 7-9, 2018 | 1 | W | R | July 28-31, 1988 | |
| | 12 | L | R | Sept. 24-26, 2024 | 4 | L | R | July 5-8, 2010 | |
| CLEVELAND | TOT. | W/L | H/R | LAST TIME | TOT. | W/L | H/R | LAST TIME | |
| | 12 | W | H | Apr. 28-30, 2014 | 3 | W | H | April 25-28, 2022 | |
| | 14 | L | H | May 24-26, 2024 | 0 | L | H | — | |
| | 4 | W | R | Sept. 3-5, 2004 | 2 | W | R | July 28-30, 1997 | |
| | 7 | L | R | Sept. 12-14, 2022 | 6 | L | R | Aug. 30-Sept. 2, 1999 | |
| DETROIT | TOT. | W/L | H/R | LAST TIME | TOT. | W/L | H/R | LAST TIME | |
| | 12 | W | H | Aug. 6-8, 2018 | 4 | W | H | May 28-31, 2015 | |
| | 9 | L | H | Sept. 15-17, 2023 | 0 | L | H | — | |
| | 6 | W | R | July 25-27, 2023 | 1 | W | R | July 13-16, 1995 | |
| | 12 | L | R | Apr. 30-May 2, 2010 | 1 | L | R | July 1-4, 1968 | |
| HOUSTON | TOT. | W/L | H/R | LAST TIME | TOT. | W/L | H/R | LAST TIME | |
| | 0 | W | H | — | 2 | W | H | Sept 4-6, 2020 | |
| | 2 | L | H | Sept. 13-15, 2024 | 1 | L | H | May 31-June 3, 2013 | |
| | 1 | W | R | June 28-30, 2013 | 0 | W | R | — | |
| | 6 | L | R | July 1-3, 2022 | 0 | L | R | — | |
| KANSAS CITY | TOT. | W/L | H/R | LAST TIME | TOT. | W/L | H/R | LAST TIME | |
| | 13 | W | H | June 7-9, 2021 | 0 | W | H | — | |
| | 9 | L | H | April 10-12, 2015 | 3 | L | H | May 6-9, 1996 | |
| | 9 | W | R | April 12-14, 2018 | 2 | W | R | May 23-26, 2013 | |
| | 8 | L | R | Apr. 14-16, 2017 | 0 | L | R | — | |
| MINNESOTA | TOT. | W/L | H/R | LAST TIME | TOT. | W/L | H/R | LAST TIME | |
| | 14 | W | H | June 24-26, 2014 | 0 | W | H | — | |
| | 8 | L | H | April 26-28, 2024 | 1 | L | H | Sept. 22-25, 1988 | |
| | 10 | W | R | July 31-Aug. 2, 2009 | 2 | W | R | Sept. 4-7, 2014 | |
| | 8 | L | R | Apr. 17-19, 2009 | 2 | L | R | Sept. 27-30, 1993 | |
| NEW YORK | TOT. | W/L | H/R | LAST TIME | TOT. | W/L | H/R | LAST TIME | |
| | 10 | W | H | July 17-19, 2023 | 0 | W | H | — | |
| | 8 | L | H | Apr. 27-29, 2018 | 2 | L | H | July 21-24, 1994 | |
| | 6 | W | R | May 25-27, 2007 | 0 | W | R | — | |
| | 8 | L | R | May 31-June 2, 2022 | 5 | L | R | July 22-25, 1993 | |
| SEATTLE | TOT. | W/L | H/R | LAST TIME | TOT. | W/L | H/R | LAST TIME | |
| | 10 | W | H | July 12-14, 2019 | 4 | W | H | July 7-10, 2011 | |
| | 9 | L | H | Aug. 15-17, 2022 | 2 | L | H | July 7-10, 2005 | |
| | 12 | W | R | July 22-24, 2024 | 3 | W | R | Aug. 10-13, 2017 | |
| | 7 | L | R | May 31-June 2, 2024 | 2 | L | R | Aug. 3-6, 2023 | |
| TAMPA BAY | TOT. | W/L | H/R | LAST TIME | TOT. | W/L | H/R | LAST TIME | |
| | 5 | W | H | Aug. 10-12, 2009 | 1 | W | H | May 6-9, 2004 | |
| | 2 | L | H | May 6-8, 2016 | 2 | L | H | May 3-6, 2021 | |
| | 2 | W | R | July 14-16, 2006 | 0 | W | R | — | |
| | 4 | L | R | July 31-Aug. 2, 2018 | 1 | L | R | Aug. 22-25, 2022 | |
| TEXAS | TOT. | W/L | H/R | LAST TIME | TOT. | W/L | H/R | LAST TIME | |
| | 18 | W | H | Sept. 30-Oct. 2, 2022 | 0 | W | H | — | |
| | 6 | L | H | Sept. 27-29, 2024 | 0 | L | H | — | |
| | 11 | W | R | April 9-11, 2018 | 1 | W | R | July 10-13, 2014 | |
| | 11 | L | R | Aug 7-9, 2020 | 4 | L | R | Sept. 26-29, 2013 | |
| TORONTO | TOT. | W/L | H/R | LAST TIME | TOT. | W/L | H/R | LAST TIME | |
| | 6 | W | H | Apr. 30-May 2, 2019 | 0 | W | H | — | |
| | 4 | L | H | Aug. 12-14, 2024 | 1 | L | H | May 26-29, 2022 | |
| | 8 | W | R | Aug. 26-28, 2022 | 0 | W | R | — | |
| | 10 | L | R | July 26-28, 2005 | 3 | L | R | Aug. 22-25, 2024 | |

CLUB HISTORY



| 3-GAME | | | | | 4-GAME | | | | |
|---------------|------|-----|-----|-----------------------|--------|-----|-----|------------------|--|
| ARIZONA | TOT. | W/L | H/R | LAST TIME | TOT. | W/L | H/R | LAST TIME | |
| | 0 | W | H | — | 0 | W | H | — | |
| | 0 | L | H | — | 0 | L | H | — | |
| | 2 | W | R | June 11-13, 2021 | 0 | W | R | — | |
| | 0 | L | R | — | 0 | L | R | — | |
| ATLANTA | TOT. | W/L | H/R | LAST TIME | TOT. | W/L | H/R | LAST TIME | |
| No sweeps | | | | | | | | | |
| CHICAGO | TOT. | W/L | H/R | LAST TIME | TOT. | W/L | H/R | LAST TIME | |
| | 0 | W | H | — | 0 | W | H | — | |
| | 1 | L | H | May 26-28, 2023 | 0 | L | H | — | |
| | 0 | W | R | — | 0 | W | R | — | |
| | 0 | L | R | — | 0 | L | R | — | |
| CINCINNATI | TOT. | W/L | H/R | LAST TIME | TOT. | W/L | H/R | LAST TIME | |
| | 1 | W | H | Aug. 29-31, 2016 | 0 | W | H | — | |
| | 1 | L | H | Aug. 22-23, 2023 | 0 | L | H | — | |
| | 0 | W | R | — | 0 | W | R | — | |
| | 1 | L | R | April 19-21, 2024 | 0 | L | R | — | |
| COLORADO | TOT. | W/L | H/R | LAST TIME | TOT. | W/L | H/R | LAST TIME | |
| | 2 | W | H | July 7-9, 2000 | 0 | W | H | — | |
| | 0 | L | H | — | 0 | L | H | — | |
| | 2 | W | R | June 8-10, 2012 | 0 | W | R | — | |
| | 0 | L | R | — | 0 | L | R | — | |
| LOS ANGELES | TOT. | W/L | H/R | LAST TIME | TOT. | W/L | H/R | LAST TIME | |
| | 3 | W | H | May 18-20, 2007 | 0 | W | H | — | |
| | 1 | L | H | Aug 14-16, 2020 | 0 | L | H | — | |
| | 1 | W | R | June 11-13, 2010 | 0 | W | R | — | |
| | 3 | L | R | Sept 25-27, 2020 | 0 | L | R | — | |
| MIAMI | TOT. | W/L | H/R | LAST TIME | TOT. | W/L | H/R | LAST TIME | |
| | 0 | W | H | — | 0 | W | H | — | |
| | 1 | L | H | May 26-28, 2023 | 0 | L | H | — | |
| | 1 | W | R | April 1-3, 2024 | 0 | W | R | — | |
| | 0 | L | R | — | 0 | L | R | — | |
| MILWAUKEE | TOT. | W/L | H/R | LAST TIME | TOT. | W/L | H/R | LAST TIME | |
| | 10 | W | H | Apr. 8-10, 2019 | 0 | W | H | — | |
| | 4 | L | H | Sept. 19-21, 1988 | 0 | L | H | — | |
| | 4 | W | R | Aug. 30-Sept. 1, 2013 | 1 | W | R | July 27-30, 1995 | |
| | 5 | L | R | May 9-11, 1997 | 0 | L | R | — | |
| NEW YORK | TOT. | W/L | H/R | LAST TIME | TOT. | W/L | H/R | LAST TIME | |
| No sweeps | | | | | | | | | |
| PHILADELPHIA | TOT. | W/L | H/R | LAST TIME | TOT. | W/L | H/R | LAST TIME | |
| | 1 | W | H | Aug. 1-3, 2017 | 0 | W | H | — | |
| | 1 | L | H | June 20-23, 2008 | 0 | L | H | — | |
| | 0 | W | R | — | 0 | W | R | — | |
| | 1 | L | R | June 3-5, 2022 | 0 | L | R | — | |
| PITTSBURGH | TOT. | W/L | H/R | LAST TIME | TOT. | W/L | H/R | LAST TIME | |
| | 1 | W | H | June 22-24, 2007 | 0 | W | H | — | |
| | 1 | L | H | June 21-23, 2013 | 0 | L | H | — | |
| | 0 | W | R | — | 0 | W | R | — | |
| | 0 | L | R | June 12-14, 2001 | 0 | L | R | — | |
| SAN DIEGO | TOT. | W/L | H/R | LAST TIME | TOT. | W/L | H/R | LAST TIME | |
| | 2 | W | H | June 3-5, 2024 | 0 | W | H | — | |
| | 1 | L | H | July 18-20, 1999 | 0 | L | H | — | |
| | 1 | W | R | Aug. 13-15, 2018 | 0 | W | R | — | |
| | 1 | L | R | July 3-5, 2023 | 0 | L | R | — | |
| SAN FRANCISCO | TOT. | W/L | H/R | LAST TIME | TOT. | W/L | H/R | LAST TIME | |
| | 0 | W | H | — | 0 | W | H | — | |
| | 0 | L | H | — | 0 | L | H | — | |
| | 1 | W | R | June 15-17, 2009 | 0 | W | R | — | |
| | 2 | L | R | May 1-3, 2015 | 0 | L | R | — | |
| ST. LOUIS | TOT. | W/L | H/R | LAST TIME | TOT. | W/L | H/R | LAST TIME | |
| | 0 | W | H | — | 0 | W | H | — | |
| | 1 | L | H | May 11-12, 2016 | 0 | L | H | — | |
| | 1 | W | R | May 2-4, 2023 | 0 | W | R | — | |
| | 0 | L | R | — | 0 | L | R | — | |
| WASHINGTON | TOT. | W/L | H/R | LAST TIME | TOT. | W/L | H/R | LAST TIME | |
| | 1 | W | H | June 27-29, 2011 | 0 | W | H | — | |
| | 0 | L | H | — | 0 | L | H | — | |
| | 0 | W | R | — | 0 | W | R | — | |
| | 0 | L | R | — | 0 | L | R | — | |



CLUB HISTORY

(14 INNINGS-OR-MORE)

| DATE | OPPONENT | H/A | INNINGS | SCORE | WINNER | LOSER |
|------------|-----------------|-----|---------|-------|-------------|------------|
| 4/13/82 ** | Seattle | H | 20 | 4-3 | Sanchez | Nelson |
| 7/9/71 | Oakland | A | 20 | 0-1 | Knowles | Queen |
| 8/9/14 | Boston | H | 19 | 5-4 | Shoemaker | Workman |
| 4/29/13 | Oakland | A | 19 | 8-10 | Blevins | Enright |
| 7/28/05 | Toronto | A | 18 | 1-2 | Walker | Shields |
| 6/8/04 | Milwaukee | H | 17 | 0-1 | Kinney | Ortiz |
| 9/21/89 | Cleveland | A | 17 | 4-5 | Bailes | Monteleone |
| 9/10/88 | Texas | A | 17 | 2-3 | Vande Berg | Cook |
| 5/31/66 | Cleveland | H | 17 | 5-7 | Hargan | Chance |
| 7/25/19 | Baltimore | H | 16 | 8-10 | Scott | Canning |
| 7/18/14 | Seattle | H | 16 | 3-2 | Santiago | Leone |
| 9/8/10 ** | Cleveland | H | 16 | 4-3 | Palmer | Ambriz |
| 7/6/90 | Milwaukee | A | 16 | 9-8 | Minton | Edens |
| 7/22/89 | Detroit | H | 16 | 5-4 | Petry | Hudson |
| 7/7/86 | Milwaukee | A | 16 | 3-1 | Forster | Plesac |
| 4/8/82 | Oakland | A | 16 | 8-6 | Sanchez | Jones |
| 7/24/78 | Cleveland | A | 16 | 5-4 | Griffin | Kern |
| 9/22/75 | Chicago | H | 16 | 3-0 | Kirkwood | Gossage |
| 7/8/72 | Boston | H | 16 | 4-3 | Barber | Lee |
| 8/1/71 | Detroit | A | 16 | 3-4 | Niekro | Allen |
| 5/11/70 | Boston | H | 16 | 2-1 | LaRoche | Brett |
| 4/24/64 | Cleveland | H | 16 | 2-5 | McMahon | Fowler |
| 8/3/63 | Chicago | H | 16 | 6-5 | Foytack | Fisher |
| 8/30/19 | Boston | H | 15 | 6-7 | Cashner | Cahill |
| 9/6/08 | Chicago (A.L.) | R | 15 | 6-7 | Wasserman | Speier |
| 6/13/04 | Chicago (N.L.) | H | 15 | 5-6 | Leicester | Hensley |
| 9/7/97 | Detroit | A | 15 | 5-4 | Hasegawa | Dishman |
| 9/27/96 | Texas | A | 15 | 4-3 | Harris | Whiteside |
| 9/2/92 | Cleveland | H | 15 | 3-2 | Lewis | Lilliquist |
| 9/13/86 | Chicago | A | 15 | 3-2 | Lucas | Dawley |
| 6/4/85 | Baltimore | A | 15 | 6-5 | Cliburn | Dixon |
| 4/30/85 | Boston | H | 15 | 3-2 | Cliburn | Ojeda |
| 6/12/83 | Toronto | H | 15 | 5-6 | Clarke | C. Brown |
| 8/7/80 | Minnesota | H | 15 | 4-2 | Hassler | Williams |
| 8/27/76 | New York | H | 15 | 0-5 | Jackson | Monge |
| 7/28/76 | Kansas City | H | 15 | 2-3 | Gura | Kirkwood |
| 8/19/75 | Milwaukee | H | 15 | 5-4 | Scott | Austin |
| 6/14/74 | Boston | H | 15 | 4-3 | Raziano | Tiant |
| 6/14/71 | Boston | H | 15 | 3-4 | Lyle | Fisher |
| 8/21/68 | Baltimore | H | 15 | 3-4 | Brabender | Pattin |
| 6/6/64 | New York | H | 15 | 0-2 | Stafford | Smith |
| 4/24/63 | Detroit | A | 15 | 3-4 | Anderson | Grba |
| 4/13/63 | Chicago | H | 15 | 1-0 | Navarro | Peters |
| 4/22/19 | New York (A.L.) | H | 14 | 3-4 | Holder | Bard |
| 6/10/14 | Oakland | H | 14 | 2-1 | Rasmus | Francis |
| 8/20/13 | Cleveland | H | 14 | 1-4 | Carrasco | Blanton |
| 4/9/11 | Toronto | H | 14 | 6-5 | Haren | Rauch |
| 9/10/10 ** | Seattle | H | 14 | 4-3 | Thompson | Sweeney |
| 6/5/03 | Montreal | R | 14 | 7-8 | Eischen | Callaway |
| 4/27/03 | Boston | H | 14 | 4-6 | Mendoza | Callaway |
| 4/28/02 | Toronto | H | 14 | 8-5 | Lukasiewicz | Borbon |
| 6/13/97 | San Diego | A | 14 | 7-8 | Bochtler | Hasegawa |
| 5/8/96 | Kansas City | H | 14 | 1-3 | Pichardo | Eichhorn |
| 7/11/93 | New York | H | 14 | 3-2 | Linton | Monteleone |
| 5/24/93 | Seattle | A | 14 | 3-4 | Henry | Crim |
| 8/9/92 | Chicago | H | 14 | 8-12 | Pall | Bailes |
| 9/10/89 | Boston | H | 14 | 2-1 | McClure | Lamp |
| 6/21/89 | Toronto | H | 14 | 1-6 | Minton | Henke |
| 9/10/86 | Cleveland | A | 14 | 7-6 | Finley | Yett |
| 6/28/85 | Kansas City | A | 14 | 4-5 | Quisenberry | Corbett |
| 6/26/84 | Texas | A | 14 | 3-2 | Kison | Jones |
| 9/14/83 | Kansas City | H | 14 | 0-1 | Armstrong | Steirer |
| 8/24/83 | Milwaukee | A | 14 | 0-1 | Slaton | Hassler |
| 7/12/83 | Detroit | A | 14 | 4-5 | Bailey | Witt |
| 7/13/80 | Oakland | H | 14 | 5-4 | Montague | Hamilton |
| 8/10/79 | Seattle | H | 14 | 6-8 | Stein | LaRoche |
| 8/20/78 | Baltimore | H | 14 | 1-0 | Griffin | Stanhouse |
| 10/2/76 | Oakland | A | 14 | 8-9 | Fingers | Verhoeven |
| 9/13/76 | Texas | A | 14 | 6-2 | Drago | Bacsik |
| 5/30/76 | Kansas City | H | 14 | 2-3 | Mingori | Drago |
| 8/6/70 | Minnesota | A | 14 | 1-2 | Williams | Doyle |
| 6/11/69 | Baltimore | A | 14 | 7-5 | Borbon | Richert |
| 6/24/66 | Baltimore | H | 14 | 5-4 | Sanford | Fisher |
| 6/11/66 | Kansas City | H | 14 | 4-3 | Sanford | Krausse |
| 4/12/66 | Chicago | A | 14 | 2-3 | Pizarro | Brunet |
| 9/15/65 | Chicago | H | 14 | 2-1 | Sukla | Fisher |
| 9/6/63 | Kansas City | H | 14 | 4-3 | Osinski | Bowsfield |
| 9/9/62 | Baltimore | A | 14 | 3-4 | Wilhelm | Navarro |
| 7/23/62 | Baltimore | H | 14 | 6-5 | Chance | Hall |
| 6/25/61 | Baltimore | H | 14 | 8-9 | Hall | Klin |

** Played a club-record 30 innings in consecutive games (two occurrences)

CLUB HISTORY



| YEAR | HOME | ROAD | TOTAL | YEAR | HOME | ROAD | TOTAL |
|------|------|------|-------|------|------|------|-------|
| 1961 | 2-5 | 3-4 | 5-9 | 1993 | 4-3 | 0-5 | 4-8 |
| 1962 | 6-5 | 4-4 | 10-9 | 1994 | 2-6 | 2-1 | 4-7 |
| 1963 | 5-3 | 6-4 | 11-7 | 1995 | 2-4 | 4-1 | 6-5 |
| 1964 | 2-4 | 8-1 | 10-5 | 1996 | 4-2 | 4-5 | 8-7 |
| 1965 | 5-3 | 3-4 | 8-7 | 1997 | 4-3 | 1-5 | 5-8 |
| 1966 | 6-6 | 3-2 | 9-8 | 1998 | 2-3 | 4-3 | 6-6 |
| 1967 | 4-2 | 2-5 | 6-7 | 1999 | 3-4 | 1-4 | 4-8 |
| 1968 | 5-5 | 4-0 | 9-5 | 2000 | 2-2 | 7-5 | 9-7 |
| 1969 | 4-6 | 3-0 | 7-6 | 2001 | 4-5 | 3-3 | 7-8 |
| 1970 | 6-4 | 3-3 | 9-7 | 2002 | 7-3 | 3-2 | 10-5 |
| 1971 | 2-4 | 7-6 | 9-10 | 2003 | 1-2 | 1-2 | 2-4 |
| 1972 | 8-2 | 1-1 | 9-3 | 2004 | 2-4 | 2-2 | 4-6 |
| 1973 | 4-7 | 7-4 | 11-11 | 2005 | 6-4 | 3-6 | 9-10 |
| 1974 | 2-3 | 1-3 | 3-6 | 2006 | 4-4 | 4-3 | 8-7 |
| 1975 | 4-7 | 3-3 | 7-10 | 2007 | 6-2 | 1-1 | 7-3 |
| 1976 | 6-7 | 7-5 | 13-12 | 2008 | 2-3 | 1-2 | 3-5 |
| 1977 | 3-3 | 5-3 | 8-6 | 2009 | 3-2 | 4-2 | 7-4 |
| 1978 | 5-3 | 5-2 | 10-5 | 2010 | 6-4 | 3-3 | 9-7 |
| 1979 | 2-3 | 2-1 | 4-4 | 2011 | 6-5 | 2-8 | 8-13 |
| 1980 | 4-6 | 2-4 | 6-10 | 2012 | 0-1 | 3-3 | 3-4 |
| 1981 | 3-0 | 1-4 | 4-4 | 2013 | 5-6 | 3-2 | 8-8 |
| 1982 | 7-2 | 2-3 | 9-5 | 2014 | 7-4 | 3-3 | 10-7 |
| 1983 | 3-9 | 5-5 | 8-14 | 2015 | 4-4 | 1-3 | 5-7 |
| 1984 | 4-6 | 5-5 | 9-11 | 2016 | 0-3 | 0-1 | 0-4 |
| 1985 | 7-1 | 4-2 | 11-3 | 2017 | 4-4 | 4-3 | 8-7 |
| 1986 | 4-1 | 3-4 | 7-5 | 2018 | 3-4 | 2-3 | 5-7 |
| 1987 | 7-5 | 2-8 | 9-13 | 2019 | 1-3 | 2-4 | 3-7 |
| 1988 | 3-6 | 7-2 | 10-8 | 2020 | 2-3 | 1-2 | 3-5 |
| 1989 | 4-3 | 4-2 | 8-5 | 2021 | 0-4 | 3-1 | 3-5 |
| 1990 | 6-2 | 4-3 | 10-5 | 2022 | 3-4 | 4-4 | 7-8 |
| 1991 | 2-7 | 0-2 | 2-9 | 2023 | 3-7 | 4-1 | 7-8 |
| 1992 | 4-3 | 4-5 | 8-8 | 2024 | 3-2 | 1-6 | 4-8 |

ANGELS LONGEST WINNING STREAKS

| #G | YEAR | OPPONENTS | DATES |
|----|------|------------------------------------|----------|
| 11 | 1964 | (WSA 5, CLE 3, KC 3) | June 16 |
| 10 | 2014 | (MIN 3, CLE 1, TEX 3, HOU 2) | Sept. 4 |
| 10 | 1979 | (MIN 5, OAK 5) | Apr. 11 |
| 10 | 1997 | (SEA 2, OAK 4, TEX 2, DET 2) | July 5 |
| 10 | 2002 | (TB 1, BAL 3, TB 3, BAL 3) | Aug. 29 |
| 9 | 1998 | (MIN 1, KC 2, SEA 2, COL 3, ARI 1) | May 31 |
| 9 | 2004 | (MIN 2, DET 3, TB 4) | May 1 |
| 9 | 2004 | (TB 2, NYY 3, KC 3, MIN 1) | Aug. 18 |
| 8 | 1987 | (KC 1, TEX 3, CWS 3, CLE 1) | June 21 |
| 8 | 1995 | (CLE 2, MIL 4, SEA 2) | July 25 |
| 8 | 2002 | (SEA 1, TOR 3, CLE 3, TOR 1) | Apr. 24 |
| 8 | 2002 | (DET 2, CWS 3, DET 2, CWS 1) | May 8 |
| 8 | 2005 | (TEX 3, LAD 3, TEX 2) | June 20 |
| 8 | 2005 | (DET 3, TEX 3, TB 2) | Sept. 16 |
| 8 | 2006 | (OAK 3, TB 3, CLE 2) | July 7 |
| 8 | 2009 | (OAK 2, KC 3, MIN 3) | July 18 |
| 8 | 2012 | (OAK 2, SEA 4, NYY 2) | May 22 |
| 8 | 2013 | (CWS 2, SEA 2, KC 4) | May 18 |
| 7 | 1961 | (CWS 1, KC 3, MIN 2, DET 1) | July 2 |
| 7 | 1966 | (CWS 2, MIN 3, KC 2) | June 13 |
| 7 | 1967 | (CWS 2, MIN 4, BOS 1) | July 17 |
| 7 | 1971 | (CWS 2, KC 2, MIN 3) | Apr. 12 |
| 7 | 1982 | (SEA 4, MIN 3) | Apr. 13 |
| 7 | 1983 | (CLE 4, NYY 3) | May 22 |
| 7 | 1986 | (BAL 1, NYY 2, DET 4) | Aug. 24 |
| 7 | 1988 | (TOR 1, CLE 4, DET 2) | July 6 |
| 7 | 1988 | (OAK 1, CWS 4, SEA 2) | July 27 |
| 7 | 1989 | (TOR 1, DET 4, OAK 2) | July 18 |
| 7 | 1990 | (CLE 2, TOR 2, MIL 3) | May 21 |
| 7 | 1995 | (MIN 1, CWS 3, NYY 3) | May 18 |
| 7 | 1996 | (TOR 2, DET 4, MIL 1) | Apr. 17 |
| 7 | 1996 | (CLE 1, KC 3, TOR 1) | June 9 |
| 7 | 1997 | (CWS 2, BAL 2, MIL 3) | June 12 |
| 7 | 2008 | (TOR 2, SEA 3, OAK 2) | May 31 |
| 7 | 2009 | (SD 3, SF 3, LAD 1) | June 12 |
| 7 | 2013 | (DET 3, HOU 3, STL 1) | June 25 |
| 7 | 2015 | (SEA 1, BOS 4, MIN 2) | July 12 |
| 7 | 2015 | (HOU 2, SEA 3, OAK 2) | Sept. 22 |
| 7 | 2018 | (OAK 1, TEX 3, KC 3) | Apr. 8 |
| 7 | 2022 | (MIN 1, OAK 3, TEX 3) | Sept. 25 |

ANGELS LONGEST LOSING STREAKS

| #G | YEAR | OPPONENTS | DATES |
|----|---------|-------------------------------------|----------|
| 14 | 2022 | (TEX 1, TOR 4, NYY 3, PHI 3, BOS 3) | May 25 |
| 13 | 1988-89 | (MIL 5, MIN 7, TEX 1) | Sept. 19 |
| 11 | 1974 | (TEX 1, OAK 4, CLE 3, BAL 3) | June 30 |
| 11 | 1992 | (SEA 1, MIN 3, TOR 4, CLE 2, DET 1) | June 28 |
| 11 | 1999 | (LAD 2, SD 3, TEX 2, BAL 3, TB 1) | July 16 |
| 11 | 2016 | (OAK 1, SEA 4, CWS 2, CLE 4) | Aug. 4 |
| 10 | 1963 | (DET 1, BAL 3, WSA 4, NYY 2) | June 30 |
| 10 | 1969 | (NYY 4, BOS 3, DET 3) | May 16 |
| 10 | 1993 | (CLE 2, BOS 3, NYY 4, OAK 1) | July 17 |
| 9 | 1961 | (NYY 3, CWS 5, KC 1) | June 11 |
| 9 | 1970 | (MIN 3, KC 2, CWS 2, MIL 2) | Sept. 4 |
| 9 | 1980 | (NYY 3, BOS 4, BAL 2) | June 11 |
| 9 | 1987 | (NYY 4, BAL 2, TOR 3) | May 22 |
| 9 | 1995 | (BAL 3, NYY 3, BOS 3) | Aug. 25 |
| 9 | 1995 | (CWS 1, KC 3, OAK 3, TEX 2) | Sept. 13 |



CLUB HISTORY

GAMES: 237**RECORD:** 131-106**HOME/ROAD:** 134/103**HOME RECORD:** 91-43**ROAD RECORD:** 40-63**MOST WINS:** Chance (11); Finley (10); Ryan (7); Tanana, Newman (5); May, Washburn (4)**MOST LOSSES:** Brunet (6); Wright, Tanana (5); Newman, May, McGlothlin, Ryan, Finley (4)**MOST DECISIONS:** Finley (14, 10-4); Chance (13, 11-2); Ryan (11, 7-4); Tanana (10, 5-5); Newman (9, 5-4); Brunet (9, 3-6)**EXTRA-INNING GAMES:** 32**RECORD:** 20-12**ROAD RECORD:** 6-6**HOME RECORD:** 14-6**LONGEST GAME:** 20 inn. (7/9/71) at Oak. (1-0 loss)

| DATE | OPP | H/R | W/L | WINNER | LOSER | DATE | OPP | H/R | W/L | WINNER | LOSER |
|---------|---------|--------|-----|-------------|------------|---------|---------|--------|-----|-------------|-------------|
| 7/9/61 | DET (1) | R | L | Lary | Grba | 5/18/69 | NY (2) | R | L | Hamilton | Wilhelm |
| 4/12/62 | CHI | R | W | McBRIDE | HORLEN | 6/22/69 | CHI | H | L | WYNNE | McGlothlin |
| 5/20/62 | BOS | R | W | Belinsky | Schwall | 7/2/69 | KC | R | L | BUTLER | MURPHY |
| 6/ 6/62 | CHI | H | W | McBRIDE | HERBERT | 9/4/69 | CHI | H | W | May | John |
| 7/17/62 | DET | H | W | McBRIDE | Aguirre | 4/30/70 | NY | R | L | BAHNSEN | May |
| 8/10/62 | MIN | H (11) | W | CHANCE | KAAT | 9/3/70 | KC | H | W | BRADLEY | ROOKER |
| 4/13/63 | CHI | H (15) | W | Navarro | Peters | 5/20/71 | MIN | H | W | WRIGHT | Corbin |
| 6/4/63 | CHI | H | W | OSINSKI | Peters | 7/2/71 | OAK | H | W | CLARK | ODOM |
| 6/21/63 | WAS | H | W | Chance | Rudolph | 7/9/71 | OAK | R (20) | L | Knowles | Queen |
| 7/17/63 | CLE (2) | H | W | Foytack | Kralick | 8/5/71 | CHI | H | L | WOOD | WRIGHT |
| 7/31/63 | CLE (1) | R | L | LATMAN | Newman | 8/27/71 | BOS | H | W | Messersmith | SIEBERT |
| 8/9/63 | NY | H | L | BOUTON | D. Lee | 9/8/71 | OAK | R | L | HUNTER | MAY |
| 6/2/64 | BOS | H | W | CHANCE | Lamabe | 9/13/71 | MIN | H | L | KAAT | MURPHY |
| 6/26/64 | KC (1) | H | W | Belinsky | Drabowsky | 9/29/71 | MIN | R | L | BYLIVEN | WRIGHT |
| 7/11/64 | CHI | H | W | CHANCE | Talbot | 4/15/72 | TEX | H | W | MESSERSMITH | Bosman |
| 7/15/64 | DET (2) | H | W | CHANCE | Regan | 6/15/72 | CLE | H | L | COLBERT | Wright |
| 7/17/64 | MIN | R | W | Newman | Stigman | 7/5/72 | MIL | H | W | RYAN | STEPHENSON |
| 7/24/64 | KC | R | L | O'DONOGHUE | D. Lee | 7/16/72 | MIL (1) | R | W | MAY | COLBORN |
| 8/5/64 | BAL | H | W | Chance | Bunker | 7/22/72 | NY (1) | R | W | Barber | Lyle |
| 8/18/64 | DET (1) | R | W | CHANCE | Aguirre | 7/31/72 | KC | H | L | NELSON | Ryan |
| 8/18/64 | DET (2) | R | L | LOLICH | Newman | 8/9/72 | CHI | H | L | WOOD | Ryan |
| 8/22/64 | CLE (1) | R | L | SIEBERT | Chance | 8/27/72 | CLE | H (12) | W | RYAN | Hennigan |
| 9/5/64 | BAL | H | W | Brunet | Barber | 9/3/72 | BAL | H (10) | W | MESSERSMITH | WATT |
| 9/22/64 | CHI | H | W | NEWMAN | Howard | 9/15/72 | CHI | H (11) | W | MAY | BRADLEY |
| 9/25/64 | MIN | H | W | CHANCE | KAAT | 9/22/72 | MIN | R | L | BYLIVEN | MESSERSMITH |
| 4/25/65 | NY (2) | R | L | STOTTELMYRE | May | 4/25/73 | BAL | H | W | SINGER | MCNALLY |
| 5/3/65 | BOS | H | W | CHANCE | Stephenson | 5/4/73 | BAL | R | W | MAY | MCNALLY |
| 5/21/65 | CHI | H | W | Newman | JOHN | 6/9/73 | MIL | H | L | Colborn | MAY |
| 6/19/65 | CLE | R | L | TERRY | Newman | 6/21/73 | MIN | R | L | BYLIVEN | WRIGHT |
| 7/4/65 | CHI | H | L | John | Brunet | 8/26/73 | BOS | H | W | SINGER | TIANT |
| 7/10/65 | CLE | H | W | Newman | McDOWELL | 7/6/74 | CLE | H | L | Bosman | FIGUEROA |
| 8/31/65 | NY | H | W | CHANCE | Stafford | 8/19/74 | DET | H | W | TANANA | Holdsworth |
| 9/3/65 | KC (2) | H | L | Krausse | Newman | 8/20/74 | DET | H (11) | L | LOLICH | RYAN |
| 5/5/66 | KC | H | W | Newman | Sheldon | 9/5/74 | CHI | H | L | Johnson | FIGUEROA |
| 6/3/66 | DET | H | L | Aguirre | M. LOPEZ | 9/8/74 | CHI | H | L | Kaat | HASSLER |
| 6/8/66 | CHI | H | W | BRUNET | Lamabe | 4/26/75 | OAK | H | W | Tanana | HOLTZMAN |
| 6/19/66 | KC (1) | R | L | KRAUSSE | WRIGHT | 5/16/75 | BAL | R | L | PALMER | TANANA |
| 6/25/66 | BAL | H | L | Bunker | BRUNET | 5/31/75 | BAL | H | L | CUELLAR | SINGER |
| 7/6/66 | DET | R (10) | W | Brunet | Sherry | 6/1/75 | BAL | H | W | RYAN | Grimsley |
| 7/20/66 | BOS (2) | R (10) | W | Rojas | Wyatt | 6/22/75 | TEX | H | W | FIGUEROA | JENKINS |
| 8/12/66 | CHI | R | L | JOHN | CHANCE | 6/23/75 | TEX | H (13) | L | Umbarger | Kirkwood |
| 8/23/66 | NY | R | W | CHANCE | Peterson | 7/23/75 | BAL | R | W | TANANA | PALMER |
| 5/12/67 | CHI | R | L | Horlen | Sanford | 8/10/75 | NY | H | W | Scott | MAY |
| 5/13/67 | CHI | R (10) | L | O'TOOLE | Rojas | 9/19/75 | MIN | H | W | Pactwa | BYLIVEN |
| 6/1/67 | WAS | R | L | PASCUAL | Clark | 4/26/76 | MIL | R | L | Colborn | TANANA |
| 7/13/67 | CHI | R | L | Peters | Brunet | 5/12/76 | TEX | H | L | SINGER | Kirkwood |
| 8/8/67 | NY | H | L | Monbuquette | Brunet | 5/26/76 | CHI | H (11) | L | Brett | KIRKWOOD |
| 8/11/67 | BOS | H | W | McGLOTHLIN | Stange | 6/15/76 | MIL | H | W | RYAN | COLBORN |
| 9/2/67 | CLE | H (12) | W | Rojas | Allen | 8/ 5/76 | TEX | R | L | BYLIVEN | ROSS |
| 4/10/68 | NY | R | L | STOTTELMYRE | Brunet | 9/20/76 | TEX | H | W | RYAN | BYLIVEN |
| 6/28/68 | WAS (2) | R (11) | W | Pattin | Knowles | 10/3/76 | OAK | R | W | RYAN | TORREZ |
| 7/27/68 | CHI | H | L | Priddy | Brunet | 5/30/77 | CLE | R | L | ECKERSLEY | TANANA |
| 8/6/68 | WAS (2) | R | L | COLEMAN | McGlothlin | 6/10/77 | CLE | H | W | TANANA | GARLAND |
| 8/10/68 | BAL | R | L | BRABENDER | MURPHY | 6/24/77 | TEX | H (10) | L | Devine | TANANA |
| 8/19/68 | BAL | H | L | HARDIN | McGLOTHLIN | 7/31/77 | BOS | H | L | AASE | LaRoche |
| 9/28/68 | CHI | H | W | Pattin | Fisher | 4/7/78 | OAK | H | W | TANANA | Langford |
| 4/29/69 | SEA | R | L | PATTIN | McGLOTHLIN | 4/13/78 | MIN | H (11) | W | LaRoche | T. Johnson |
| 5/14/69 | WAS | H | W | McGlothlin | Hannan | 6/7/78 | OAK (2) | R | L | Keough | Griffin |
| | | | | | | 8/1/78 | OAK | H | L | LANGFORD | RYAN |
| | | | | | | 8/7/78 | OAK | R | L | RENKO | AASE |
| | | | | | | 8/20/78 | BAL | H (14) | W | Griffin | Stanhouse |

CLUB HISTORY



| DATE | OPP | H/R | W/L | WINNER | LOSER | DATE | OPP | H/R | W/L | WINNER | LOSER |
|---------|-----|--------|-----|-------------|------------|---------|-----|--------|-----|-------------|-------------|
| 9/11/78 | TEX | R | L | JENKINS | HARTZELL | 6/8/01 | LAD | R | W | Valdez | Carrara |
| 5/2/79 | NY | H | W | RYAN | GUIDRY | 6/13/01 | SF | R | L | Ortiz | Schoeneweis |
| 5/23/79 | MIL | R | L | TRAVERS | AASE | 7/2/01 | OAK | R (12) | L | Tam | Hasegawa |
| 7/2/80 | CHI | R | L | BAUMGARTEN | TANANA | 7/29/01 | BAL | H | L | Mercedes | Valdez |
| 9/22/81 | CHI | H | W | Moreno | BAUMGARTEN | 4/23/02 | SEA | R | L | Franklin | ORTIZ |
| 10/3/81 | TEX | R | L | BUTCHER | MORENO | 7/3/02 | BAL | H | W | Washburn | ERICKSON |
| 5/19/83 | SEA | R | L | YOUNG | FORSCH | 7/11/02 | KC | R | W | Washburn | MAY |
| 8/24/83 | MIL | R (14) | L | Slaton | Hassler | 7/28/02 | SEA | R | W | Appier | Sasaki |
| 9/14/83 | KC | H (14) | L | Armstrong | Steirer | 8/11/02 | TOR | R | W | Washburn | Halladay |
| 6/29/84 | MIL | R | L | Haas | ROMANICK | 9/17/02 | OAK | R (10) | W | Weber | Koch |
| 7/25/84 | SEA | H (10) | W | Sanchez | BEATTIE | 7/4/03 | OAK | R | W | Sele | MULDER |
| 8/18/84 | BAL | R | L | BODDICKER | Witt | 5/1/04 | MIN | R | W | Rodriguez | Rincon |
| 9/30/84 | TEX | R | W | WITT | HOUGH | 5/7/04 | TB | H | W | LACKEY | Hendrickson |
| 6/9/85 | KC | H | W | Romanick | JACKSON | 5/18/04 | NY | H (11) | W | Shields | Quattrill |
| 9/27/86 | TEX | H | L | HOUGH | Sutton | 6/8/04 | MIL | H (17) | L | Kinney | Ortiz |
| 4/18/87 | MIN | H | W | Candelaria | VIOLA | 9/8/04 | TOR | H | L | Miller | Escobar |
| 6/12/87 | KC | R | L | SABERHAGEN | WITT | 9/15/04 | SEA | R | L | FRANKLIN | Lackey |
| 9/29/87 | CHI | R | L | Bannister | WITT | 9/19/04 | TEX | H | L | Young | Washburn |
| 5/4/88 | DET | H | L | MORRIS | PETRY | 4/16/05 | OAK | R (10) | L | Calero | Shields |
| 6/4/88 | MIL | R | L | HIGUERA | PETRY | 4/24/05 | OAK | H | W | Shields | BLANTON |
| 6/7/88 | TEX | R | W | Finley | HOUGH | 6/15/05 | WAS | H | L | Drese | COLON |
| 6/10/88 | KC | H | W | PETRY | Leibrandt | 5/1/06 | OAK | H | L | Zito | Carrasco |
| 4/26/89 | DET | H | W | Finley | MORRIS | 9/4/06 | BAL | H | W | Weaver | Lopez |
| 4/30/89 | TOR | H (11) | W | McClure | Henke | 6/27/07 | KC | H | L | de la Rosa | Weaver |
| 6/7/89 | CLE | H | L | SWINDELL | FINLEY | 4/2/08 | MIN | R | W | Saunders | Blackburn |
| 7/18/89 | TOR | R | W | BLYLEVEN | KEY | 5/26/08 | DET | H (12) | W | Arredondo | Dolsi |
| 8/20/89 | CLE | H | W | McCASKILL | BLACK | 6/28/08 | LAD | R | L | Billingsley | Weaver |
| 4/11/90 | SEA | H | W | Langston | Hanson | 6/29/08 | LAD | R | W | Lackey | Lowe |
| 6/4/90 | TEX | R | L | Brown | McCaskill | 8/1/08 | NY | R | W | Santana | Rivera |
| 6/22/90 | DET | H | W | Bailes | Gibson | 5/9/09 | KC | H | W | SAUNDERS | GREINKE |
| 8/17/90 | BOS | R | W | FINLEY | BODDICKER | 7/8/10 | CWS | R | L | DANKS | SANTANA |
| 9/2/90 | CHI | H | W | Finley | FERNANDEZ | 7/23/10 | TEX | R | L | Wilson | Saunders |
| 8/24/91 | BOS | H | W | McCaskill | Morton | 8/29/10 | BAL | R | L | Guthrie | Weaver |
| 8/28/91 | DET | H | W | J. Abbott | GULLICKSON | 5/28/11 | MIN | R | L | Burnett | Takahashi |
| 9/7/91 | MIL | H | W | Finley | NAVARRO | 6/29/11 | WAS | H | W | Haren | ZIMMERMAN |
| 9/8/91 | MIL | H | W | J. Abbott | Plesac | 7/5/11 | DET | H | W | HAREN | Verlander |
| 9/13/91 | CHI | H | L | McDOWELL | J. ABBOTT | 7/21/11 | TEX | H | W | Weaver | Wilson |
| 4/29/92 | TOR | R | L | STOTTLEMYRE | J. ABBOTT | 8/5/11 | SEA | H | W | Walden | Cortes |
| 8/11/92 | MIL | H | W | Grahe | Navarro | 6/19/13 | SEA | H | W | Wilson | Saunders |
| 9/26/92 | CHI | R | W | Finley | Fernandez | 7/24/13 | MIN | H | W | Weaver | Pelfrey |
| 8/24/93 | BAL | R | L | Moyer | FINLEY | 7/31/14 | BAL | R (13) | W | Santiago | Webb |
| 9/22/93 | CHI | H | L | Alvarez | FINLEY | 6/13/15 | OAK | H | W | Wilson | GRAVEMAN |
| 6/14/94 | KC | R | W | FINLEY | Gubicza | 7/17/15 | BOS | H | W | Smith | Uehara |
| 6/29/94 | OAK | R | L | Eckersley | FINLEY | 8/19/15 | CWS | H | W | Weaver | Samardzija |
| 7/2/94 | BAL | R | W | LANGSTON | McDONALD | 7/16/16 | CWS | H | W | SHOEMAKER | Shields |
| 7/8/95 | MIL | H | W | LANGSTON | BONES | 4/16/17 | KC | R | L | Kennedy | Skaggs |
| 5/28/96 | NY | H | W | GRIMSLEY | ROGERS | 9/12/17 | HOU | H | L | Verlander | Richards |
| 6/30/96 | OAK | H | W | Hancock | WASDIN | 6/5/18 | KC | H | W | HEANEY | Keller |
| 7/22/96 | DET | H | W | Finley | OLIVARES | 9/9/18 | CWS | R | W | Heaney | Hamilton |
| 6/23/97 | TEX | R | W | Watson | Oliver | 9/11/18 | TEX | H | W | N. Ramirez | Sampson |
| 5/12/99 | NY | R | W | Finley | Cone | 7/31/21 | OAK | H | W | Barria | Irvin |
| 7/23/99 | BAL | R | L | Guzman | McDowell | 6/6/22 | BOS | H | L | WACHA | Syndergaard |
| 9/15/99 | KC | R | W | Finley | Carter | 6/8/22 | BOS | H | L | Eovaldi | Herget |
| 10/3/99 | TEX | H | W | Washburn | Morgan | 7/9/22 | BAL | R | L | Kremer | Sandoval |
| 4/23/00 | TB | R | L | Eiland | Dickson | 8/8/22 | OAK | R | W | Suarez | Irvin |
| 5/6/00 | SEA | R | L | Sasaki | Holtz | 8/19/22 | DET | R | W | SANDOVAL | Manning |
| 9/6/00 | DET | R | W | Schoeneweis | Sparks | 9/23/23 | MIN | R | W | Rosenberg | Gray |
| 9/17/00 | MIN | R | L | RADKE | BELCHER | | | | | | |

CAPS indicate Complete Games



CLUB HISTORY

| DATE | CLUB | ACQUIRED | TRADED |
|----------|-----------------|----------------------|------------------------|
| 4/1/61 | Chicago (N.L.) | Lou Johnson, OF | Jim McAnamy, OF |
| 4/4/61 | New York (A.L.) | Fritz Brickell, INF | Duke Maas, P |
| 5/8/61 | New York (A.L.) | Lee Thomas, OF | Tex Clevenger, P |
| | | Ryne Duren, P | Bob Cerv, OF |
| | | Johnny James, P | |
| 6/7/61 | Detroit | Jim Donohue, P | Jerry Casale, P |
| 5/15/62 | Kansas City | Gordy Windhorn, OF | Marlan Coughtry, INF |
| 5/20/62 | Minnesota | Don Lee, P | Jim Donohue, P |
| 7/21/62 | Kansas City | Dan Osinski, P | ★Ted Bowsfield, P |
| 12/11/62 | Philadelphia | Jacke Davis, OF | Earl Averill, C/OF |
| 6/15/63 | Detroit | Frank Kostro, INF | George Thomas, OF |
| | | Paul Foytack, P | |
| 12/2/63 | Cleveland | Barry Latman, P | Leon Wagner, OF |
| | | | ★Joe Adcock, INF |
| 4/28/64 | Detroit | Willie Smith, P/OF | Julio Navarro, P |
| 6/4/64 | Boston | Lou Clinton, OF | Lee Thomas, OF |
| | Minnesota | Vic Power, INF | Frank Kostro, INF |
| | | Lennie Green, OF | |
| 10/14/64 | Milwaukee | Phil Roof, C | ★Dan Osinski, P |
| | | Ron Piche, P | |
| 11/21/64 | San Francisco | Jose Cardenal, OF | Jack Hiatt, C |
| 12/3/64 | Philadelphia | Costen Shockley, INF | Bo Belinsky, P |
| | | Rudy May, P | |
| 6/1/65 | Houston | Al Spangler, OF | Don Lee, P |
| 6/15/65 | Cleveland | ★Bubba Morton, OF | Phil Roof, C |
| 12/2/65 | Baltimore | Norm Siebern, INF | Dick Simpson, OF |
| 12/15/65 | Houston | Ed Pacheco, C | Barry Latman, P |
| 5/27/66 | Los Angeles | Howie Reed, P | Dick Egan, P |
| | | | HJohn Butler, INF |
| 12/2/66 | Minnesota | Jimmie Hall, OF | Dean Chance, P |
| | | Don Mincher, INF | ★Jackie Hernandez, INF |
| | | Pete Cimino, P | |
| 12/14/66 | San Francisco | Len Gabrielson, OF | Norm Siebern, INF |
| 12/15/66 | Los Angeles | Nick Willhite, P | Bob Lee, P |
| 5/6/67 | Chicago (A.L.) | Bill Skowron, INF | Charles Nash, INF |
| 5/10/67 | Los Angeles | John Werhas, INF | Len Gabrielson, OF |
| 6/10/67 | New York (N.L.) | Jack Hamilton, P | Nick Willhite, P |
| 6/15/67 | Baltimore | Woody Held, INF/OF | Marcelino Lopez, P |
| | | | Tom Arruda, P |
| 6/15/67 | Kansas City | Roger Repoz, INF/OF | Jack Sanford, P |
| | | Jack Warner, OF | |
| 11/29/67 | Cleveland | Chuck Hinton, OF | Jose Cardenal, OF |
| 11/30/67 | Cincinnati | Sammy Ellis, P | Bill Kelo, P |
| | | | Jorge Rubio, P |
| 6/15/68 | Cleveland | Vic Davallilo, OF | Jimmie Hall, OF |
| 7/20/68 | Chicago (A.L.) | Wayne Causey, INF | Woody Held, INF/OF |
| 10/8/68 | Cleveland | Eddie Fisher, P | Jack Hamilton, P |
| 12/12/68 | Kansas City | Hoyt Wilhelm, P | Ed Kirkpatrick, C/OF |
| | | | Dennis Paepke, C |
| 1/20/69 | Chicago (A.L.) | Bill Voss, OF | Sammy Ellis, P |
| | | Andy Rubilotta, P | |
| 4/4/69 | Cleveland | Lou Johnson, OF | Chuck Hinton, INF/OF |
| 5/14/69 | Chicago (A.L.) | Sandy Alomar, INF | Bobby Knoop, INF |
| | | Bob Priddy, P | |
| 5/30/69 | St. Louis | Jim Hicks, OF | Vic Davallilo, OF |
| 6/15/69 | Boston | Joe Azcue, C | Tom Satriano, C |
| 10/24/69 | Cincinnati | Mel Queen, P | ★Jim McGlothlin, P |
| | | ★Alex Johnson, OF | ★Vern Geishert, P |
| | | ★Chico Ruiz, INF | |
| | | ★Pedro Borbon, P | |
| 1/14/70 | Cincinnati | Jack Fisher, P | Bill Harrelson, P |
| | | | Dan Loomer, INF |
| 4/27/70 | Washington | Ken McMullen, INF | Aurelio Rodriguez, INF |
| | | | Rick Reichardt, OF |
| 7/9/70 | Chicago (N.L.) | Archie Reynolds, P | Juan Pizarro, OF |
| 10/11/70 | Boston | Tony Conigliaro, OF | Ken Tatum, P |
| | | Ray Jarvis, P | Jarvis Tatum, OF |
| | | Gerry Moses, C | Doug Griffin, INF |
| 10/21/70 | Atlanta | John Burns, C | Marty Perez, INF |
| 11/30/70 | Chicago (A.L.) | Ken Berry, OF | Jay Johnstone, OF |
| | | Syd O'Brien, INF | Tom Egan, C |
| | | Billy Wynne, P | Tom Bradley, P |
| 12/15/70 | Cincinnati | Jim Maloney, P | Greg Garrett, P |
| 1/28/71 | Milwaukee | Gene Brabender, P | Bill Voss, OF |

| DATE | CLUB | ACQUIRED | TRADED |
|----------|-----------------|------------------------|-------------------------|
| 10/5/71 | Cleveland | Vada Pinson, OF | Alex Johnson, OF |
| | | Frank Foster, OF | Gerry Moses, C |
| | | Alan Foster, P | |
| 11/30/71 | Minnesota | Leo Cardenas, INF | Dave LaRoche, P |
| 12/10/71 | New York (N.L.) | Nolan Ryan, P | Jim Fregosi, INF |
| | | Don Rose, P | |
| | | Leroy Stanton, OF | |
| | | Francisco Estrada, C | |
| 1/26/72 | Milwaukee | Andy Kosco, OF/INF | Tommy Reynolds, OF |
| 5/5/72 | Kansas City | Bob Oliver, OF/INF | Tom Murphy, P |
| 6/10/72 | Baltimore | Jerry DaVanon, INF | Roger Repoz, OF |
| 7/28/72 | Milwaukee | Paul Ratliff, C | Syd O'Brien, INF |
| | | Ron Clark, INF | Joe Azcue, C |
| 7/29/72 | Houston | Jack Hiatt, C | CASH |
| 8/15/72 | Boston | Chris Coletta, OF | Andy Kosco, OF |
| 8/17/72 | Chicago (A.L.) | Bruce Miller, INF | Eddie Fisher, P |
| | | Bruce Kimm, C | |
| 11/28/72 | Los Angeles | Frank Robinson, OF | Andy Messersmith, P |
| | | Bill Singer, P | Ken McMullen, INF |
| | | Mike Strahler, P | |
| | | Bill Grabarkewitz, INF | |
| 4/2/73 | Cleveland | Bobby Valentine, INF | Leo Cardenas, INF |
| | | Tom McCraw, INF/OF | |
| | | Bob Marcano, INF | |
| 4/14/73 | San Francisco | Al Gallagher, INF | Bruce Miller, INF |
| 5/20/73 | Texas | Mike Epstein, INF | Jim Spencer, INF |
| | | Rich Hand, P | Lloyd Allen, P |
| 6/15/73 | Cincinnati | Rick Stelmasek, C | ★Thor Skogan, P |
| | | Richie Scheinblum, OF | ★Terry Wilshusen, P |
| 8/14/73 | Philadelphia | ★Denny Doyle, INF | Billy Grabarkewitz, INF |
| | | | ★Aurelio Montagueado, P |
| | | | ★Chris Coletta, OF |
| 10/22/73 | Milwaukee | Ellie Rodriguez, C | Clyde Wright, P |
| | | Skip Lockwood, P | Steve Barber, P |
| | | Gary Ryerson, OF | Ken Berry, OF |
| | | Ollie Brown, OF | Art Kusnyer, C |
| | | Joe Lahoud, OF | |
| 12/6/73 | St. Louis | John Andrews, P | Jeff Torborg, C |
| 2/23/74 | Kansas City | Barry Raziano, P | Vada Pinson, OF |
| 4/30/74 | Kansas City | Paul Schaaf, INF | Richie Scheinblum, OF |
| 7/28/74 | Chicago (N.L.) | Horatio Pina, P | Rick Stelmasek, C |
| 7/31/74 | St. Louis | Bob Heise, INF | ★Doug Howard, OF |
| 12/2/74 | Boston | Tommy Harper, OF | Bob Heise, INF |
| 12/3/74 | New York (A.L.) | Bill Sudakis, INF | Skip Lockwood, P |
| 3/22/75 | New York (N.L.) | Ike Hampton, C | Ken Sanders, P |
| 6/14/75 | Boston | ★Chuck Ross, P | Denny Doyle, INF |
| 9/17/75 | San Diego | Gary Ross, P | Bobby Valentine, OF |
| | | | ★Rudy Meoli, INF |
| 12/10/75 | Texas | Jim Spencer, INF | Bill Singer, P |
| 12/11/75 | New York (A.L.) | Bobby Bonds, OF | Mickey Rivers, OF |
| | | | Ed Figueroa, P |
| 12/11/75 | Chicago (A.L.) | Bill Melton, INF | Jim Spencer, INF |
| | | Steve Dunning, P | Morris Nettles, OF |
| 1/12/76 | St. Louis | Dick Sharon, OF | Bill Rothan, P |
| 3/3/76 | Boston | Dick Drago, P | John Balaz, OF |
| | | | Dick Sharon, OF |
| | | | Dave Machemer, INF |
| 3/21/76 | Los Angeles | Orlando Alvarez, OF | Ellie Rodriguez, C |
| 5/29/76 | St. Louis | Mario Guerrero, INF | Ed Jordan, C |
| 6/6/76 | Houston | Terry Humphrey, C | Ed Herrmann, C |
| | | Mike Barlow, P | |
| 9/3/76 | St. Louis | Mike Easler, OF | Ron Farkas, INF |
| 12/3/76 | Cleveland | ★Stan Perzanowski, P | Bill Melton, INF |
| 4/4/77 | Pittsburgh | Randy Sealy, P | Mike Easler, OF |
| 5/11/77 | Cleveland | Dave LaRoche, P | Bruce Bochte, INF |
| | | Dave Schuler, P | Sid Monge, P |
| 6/13/77 | Baltimore | Dyar Miller, P | Dick Drago, P |
| 6/15/77 | Chicago (A.L.) | Ken Brett, P | Don Kirkwood, P |
| | | | John Verhoeven, P |
| | | | John Flannery, INF |
| 6/15/77 | Cincinnati | Gary Nolan, P | Craig Hendrickson, INF |
| 12/5/77 | Chicago (A.L.) | Brian Downing, C | Bobby Bonds, OF |
| | | Chris Knapp, P | Thad Bosley, OF |
| | | Dave Frost, P | Dick Dotson, P |
| 12/8/77 | Boston | Don Aase, P | Jerry Remy, INF |
| 12/8/77 | Toronto | Ron Fairly, INF | Dale Kelly, C |
| | | Butch Alberts, INF | |
| 2/4/78 | Minnesota | Dan Ford, OF | Ron Jackson, INF |
| | | | Danny Goodwin, C |

CLUB HISTORY



| DATE | CLUB | ACQUIRED | TRADED |
|----------|-----------------|--|---|
| 12/5/78 | Montreal | CASH | Tony Solaita, INF |
| 2/3/79 | Minnesota | Rod Carew, INF | Ken Landreaux, OF Dave Engle, INF Paul Hartzell, P Brad Havens, P Dave Chalk, INF Floyd Rayford, INF ★Jim Anderson, INF |
| 5/4/79 | Texas | Bert Campaneris, INF | |
| 6/5/79 | Baltimore | Larry Harlow, OF | |
| 8/29/79 | Seattle | John Montague, P | |
| 12/6/79 | Kansas City | Al Cowens, OF Todd Cruz, INF ★Craig Eaton, P Jason Thompson, INF Randy Scarberry, P | Willie Aikens, INF Rance Mulliniks, INF Al Cowens, OF Todd Cruz, INF |
| 5/27/80 | Detroit | | |
| 6/12/80 | Chicago (A.L.) | | |
| 12/10/80 | Boston | Rick Burleson, INF Butch Hobson, INF | Rick Miller, OF Mark Clear, P Carney Lansford, INF Joe Rudi, OF Frank Tanana, P |
| 1/23/81 | Boston | Fred Lynn, OF Steve Renko, P Jim Fersch, P Ed Ott, C Mickey Mahler, P | |
| 4/1/81 | Houston | | |
| 4/1/81 | Pittsburgh | | |
| 12/11/81 | Pittsburgh | Tim Foli, INF | Brian Harper, C |
| 1/28/82 | Baltimore | Doug DeCinces, INF Jeff Schneider, P Doug Corbett, P Rob Wilfong, INF Tommy John, P | Dan Ford, OF Tom Brunansky, OF Mike Walters, P ★Dennis Rasmussen, P |
| 12/8/83 | New York (A.L.) | Curt Kaufman, P | Tim Foli, INF |
| 12/20/83 | Milwaukee | Jim Slaton, P | Bobby Clark, OF |
| 8/2/85 | Pittsburgh | John Candelaria, P Al Holland, P George Hendrick, OF Don Sutton, P Robert Sharpnack, P | Mike Brown, OF Pat Clements, OF Bob Kipper, P Jerome Nelson, OF |
| 9/10/85 | Oakland | | |
| 12/27/85 | Montreal | Gary Lucas, P | Luis Sanchez, P Tim Arnold, C |
| 12/19/86 | New York (A.L.) | Butch Wynegar, C ★Alan Mills, P Johnny Ray, INF ★Miguel Garcia, P Shane Young, P | Ron Romanick, P Bill Merrifield, INF John Candelaria, P Jeff Richardson, P |
| 12/5/87 | Detroit | Dan Petry, P | Gary Pettis, OF |
| 6/7/88 | Cleveland | Brian Dorsett, C | ★Colby Ward, P |
| 10/3/88 | Philadelphia | Lance Parrish, C | David Holdridge, P |
| 11/3/88 | Minnesota | Bert Blyleven, P Kevin Trudeau, P Paul Sorrento, INF Eric Schmidt, P Bill Schroeder, C Ron Tingley, C | Mike Cook, P Rob Wassenaar, P Brian Dorsett, C Gus Polidor, INF ★Mark McLemore |
| 11/17/88 | New York (A.L.) | | |
| 12/7/88 | Milwaukee | | |
| 9/6/89 | Cleveland | | |
| 1/9/90 | Cleveland | Scott Bailes, P | Colin Charland, P Jeff Manto, INF Claudell Washington, OF Rich Monteleone, P Mike Witt, P |
| 4/29/90 | New York (A.L.) | Luis Polonia, OF | |
| 5/11/90 | New York (A.L.) | Dave Winfield, OF | |
| 12/2/90 | Toronto | Junior Felix, OF Luis Sojo, INF Dave Gallagher, OF Mike Hook, P Dave Parker, INF/DH | Devon White, OF Willie Fraser, P David Martinez, P Dante Bichette, OF ★Brandy Vann, P Jack Howell, INF |
| 3/14/91 | Milwaukee | | |
| 7/30/91 | San Diego | Shawn Abner, OF | |
| 12/8/91 | Philadelphia | Von Hayes, OF | Kyle Abbott, LHP Ruben Amaro, Jr., OF Mike Fetteris, P ★Marcus Moore, P Dave Gallagher, OF Dick Schofield, INF |
| 12/10/91 | Milwaukee | Chuck Crim, P ★Ken Rivers, C Hubie Brooks, OF Julio Valera, P ★Julian Vasquez, P Rob Ducey, OF Greg Myers, C | Mark Eichhorn, P |
| 12/10/91 | New York (N.L.) | | |
| 4/12/92 | New York (N.L.) | | |
| 7/30/92 | Toronto | | |

| DATE | CLUB | ACQUIRED | TRADED |
|----------|-----------------|--|---|
| 12/6/92 | New York (A.L.) | J.T. Snow, INF Russ Springer, P Jerry Nielsen, P Kelly Gruber, INF CASH Jeff Tuss, P ★Keith Morrison, P | Jim Abbott, P Luis Sojo, INF Lee Stevens, INF |
| 12/8/92 | Toronto | | |
| 1/15/93 | Montreal | | |
| 12/9/93 | New York (A.L.) | Spike Owen, INF | Jose Musset, P |
| 3/25/94 | San Francisco | Steve Hosey, OF | Bob Gamez, P |
| 3/29/94 | San Diego | Harold Reynolds, INF | Hilly Hathaway, P |
| 6/24/94 | Baltimore | ★Bo Ortiz, OF | Dwight Smith, OF |
| 7/23/94 | Chicago (A.L.) | Jeff Schwarz, P | Bob Melvin, C |
| 4/13/95 | Detroit | Tony Phillips, OF | Chad Curtis, OF |
| 7/ 8/95 | St. Louis | John Habyan, P | Mark Sweeney, OF |
| 7/27/95 | Chicago (A.L.) | Jim Abbott, P Tim Fortugno, P | Andrew Lorraine, P Bill Simas, P John Snyder, P McKay Christensen, OF Kevin Flora, OF ★Russ Springer, P Dement Smith, OF |
| 8/9/95 | Philadelphia | Dave Gallagher, OF | |
| 8/24/95 | Oakland | Mike Aldrete, OF | |
| 1/18/96 | New York (N.L.) | Aaron Ledesma, INF | Kevin Flora, OF |
| 2/15/96 | Cleveland | Jason Grimsley, P Pep Harris, P Don Slaught, C Chuck McElroy, P Rich Monteleone, P Pat Borders, C Robert Ellis, P Greg Gohr, P ★Scott Vollmer, C | Brian Anderson, P CASH Lee Smith, P Mike Aldrete, OF Ben VanRyn, P Pat Borders, C Damion Easley, INF Don Slaught, C |
| 10/28/96 | Kansas City | Mark Gubicza, P Mike Bovee, P Allen Watson, P Fausto Macey, P Jim Leyritz, C/INF | Chili Davis, DH J.T. Snow, INF ★Jeremy Blevins, P Ryan Kane, INF ★Travis Thurmond, P Jorge Fabregas, C Chuck McElroy, P Jim Leyritz, C ★Robert Sasser, INF Ryan Hancock, P ★George Arias, INF Aaron Gual, INF/OF |
| 11/27/96 | San Francisco | | |
| 12/5/96 | New York (A.L.) | | |
| 4/14/97 | San Francisco | Rich DeLucia, P Tony Phillips, OF Chad Kreuter, C Ken Hill, P | Matt Perisho, P Nick Skuse, P |
| 5/18/97 | Chicago (A.L.) | | |
| 7/29/97 | Texas | | |
| 8/13/97 | San Diego | Rickey Henderson, OF Stevenson Agosto, P Angelo Encarnacion, C | Chip Hale, INF Jason Stockstill, P Brian Tokarse, P CASH ★Doug Nickle, P CASH |
| 8/23/97 | San Diego | | |
| 10/31/97 | Texas | Mike Bell, INF Phil Nevin, INF/OF Matt Walbeck, C Craig Shipley, INF Charlie O'Brien, C | Matt Perisho, P Nick Skuse, P |
| 11/20/97 | Detroit | | |
| 3/30/98 | St. Louis | Mike Bell, INF | Chip Hale, INF |
| 7/30/98 | Chicago (A.L.) | Charlie O'Brien, C | Jason Stockstill, P |
| 8/7/98 | Milwaukee | Jeff Juden, P | Brian Tokarse, P |
| 8/20/98 | Oakland | Mike Fetteris, P | CASH |
| 8/28/98 | Philadelphia | Gregg Jefferies, INF | ★Doug Nickle, P |
| 9/18/98 | Chicago (A.L.) | Chad Kreuter, C | CASH |
| 12/14/98 | St. Louis | Mark Petkovsek, P Andy Sheets, INF Gus Kennedy, OF Tomas Perez, INF Nathan Haynes, OF Jeff DaVanon, OF Elvin Nina, P | ★Matt Garrick, C Phil Nevin, INF Keith Volkman, P Dave Hollins, INF Omar Olivares, P Randy Velarde, INF |
| 3/29/99 | San Diego | | |
| 3/30/99 | Toronto | | |
| 7/29/99 | Oakland | | |
| 3/23/00 | St. Louis | Kent Bottenfield, P Adam Kennedy, INF Ron Gant, OF Scott Kari, P | ★Jim Edmonds, OF Kent Bottenfield, P CASH |
| 7/30/00 | Philadelphia | | |
| 8/22/00 | Colorado | | |
| 12/10/00 | Cincinnati | Wilmy Caceres, INF | Seth Etherton, P |
| 3/25/01 | Chicago (N.L.) | Jose Nieves, INF | Mike Fyhrle, P |
| 3/28/01 | New York (A.L.) | Glennallen Hill, OF | Darren Blakely, OF |
| 12/17/01 | Tampa Bay | Mickey Callaway, RHP | Wilmy Caceres, INF |
| 12/27/01 | New York (N.L.) | Kevin Appier, RHP | Mo Vaughn, INF |
| 1/17/02 | Toronto | Brad Fuller, INF/DH | Brian Cooper, RHP |
| 7/31/02 | Milwaukee | Alex Ochoa, OF Sal Fasano, C | Jorge Fabregas, C ★Johnny Raburn, INF ★Pedro Liriano, RHP |



CLUB HISTORY

| DATE | CLUB | ACQUIRED | TRADED |
|----------|-----------------|---|---|
| 7/29/03 | Chicago (A.L.) | Gary Glover, RHP Tim Lincecum, LHP Scott Dunn, RHP | Scott Schoeneweis, LHP Doug Nickle, RHP |
| 11/19/04 | Washington | Maicer Izturis, INF Juan Rivera, OF Dustin Moseley, RHP | Jose Guillen, OF Ramon Ortiz, RHP Will Nieves, C |
| 12/14/04 | Cincinnati | Bret Prinz, RHP | Dusty Bergman, LHP |
| 3/29/05 | New York (A.L.) | Jason Christiansen, LHP | Ronnie Ray, RHP |
| 8/30/05 | San Francisco | | |
| 12/21/05 | San Francisco | Edgardo Alfonzo, INF | Steve Finley, OF |
| 2/28/06 | Arizona | Jason Bulger, RHP | Alberto Callaspo, INF |
| 5/30/06 | Cincinnati | Kyle Edens, RHP | Esteban Yan, RHP |
| 7/5/06 | St. Louis | Terry Evans, OF | Jeff Weaver, RHP |
| 11/20/06 | Florida | Chris Resop, RHP | Kevin Gregg, RHP |
| 12/15/06 | Boston | Phil Seibel, LHP | Brendan Donnelly, RHP |
| 7/21/07 | New York (A.L.) | Jeff Kennard, RHP | Jose Molina, C |
| 11/19/07 | Chicago (A.L.) | Jon Garland, RHP | Orlando Cabrera, INF |
| 7/29/08 | Atlanta | Mark Teixeira, INF | Casey Kotchman, INF Steve Marek, RHP |
| 8/28/09 | Tampa Bay | Scott Kazmir, LHP | ★Sean Rodriguez, INF Alex Torres, LHP Matt Sweeney, INF |
| 7/22/10 | Kansas City | Alberto Callaspo, INF | Sean O'Sullivan, RHP Will Smith, LHP Joe Saunders, LHP |
| 7/25/10 | Arizona | Dan Haren, RHP | Rafael Rodriguez, RHP Patrick Corbin, LHP ★Tyler Skaggs, LHP |
| 8/27/10 | Minnesota | Brian Fuentes, LHP | ★Loek Van Mil, RHP |
| 10/21/11 | Toronto | Vernon Wells, OF | Mike Napoli, C Juan Rivera, OF |
| 11/30/11 | Colorado | Chris Iannetta, C | Tyler Chatwood, RHP |
| 12/31/11 | Toronto | Brad Mills, LHP | Jeff Mathis, C |
| 5/3/12 | San Diego | Ernesto Frieri, RHP | Alexi Amarista, INF Donn Roach, RHP |
| 7/27/12 | Milwaukee | Zack Greinke, RHP | Jean Segura, INF Johnny Hellweg, RHP Ariel Pena, RHP |
| 12/19/12 | Seattle | Jason Vargas, LHP | Kendrys Morales, INF |
| 3/26/13 | New York (A.L.) | Exicardo Cayones, OF Kramer Sneed, LHP | Vernon Wells, OF |
| 3/27/13 | Tampa Bay | Dane De La Rosa, RHP | Steven Geltz, RHP |
| 7/29/13 | Atlanta | Cory Rasmus, RHP | Scott Downs, LHP |
| 7/30/13 | Oakland | Grant Green, INF | Alberto Callaspo, INF |
| 11/22/13 | St. Louis | David Freese, INF Fernando Salas, RHP | Peter Bourjos, OF Randal Grichuk, OF |
| 12/10/13 | Arizona | Tyler Skaggs, LHP Hector Santiago, LHP | Mark Trumbo, INF/OF ★A.J. Schugel, RHP |
| 3/21/14 | Detroit | Jose Alvarez, LHP | Andrew Romine, INF |
| 6/27/14 | Pittsburgh | Jason Grilli, RHP | Ernesto Frieri, RHP |
| 7/5/14 | Arizona | Tony Campana, OF | Zach Borenstein, OF |
| 7/19/14 | San Diego | Joe Thatcher, LHP Huston Street, RHP Trevor Gott, RHP | Joey Krehbiel, OF Taylor Lindsey, INF Elliot Morris, RHP Jose Rondon, INF R.J. Alvarez, RHP |
| 8/7/14 | Cleveland | Vinnie Pestano, RHP | Michael Clevinger, RHP |
| 8/21/14 | Chicago (A.L.) | Gordon Beckham, INF | CASH |
| 11/5/14 | Houston | Nick Tropeano, RHP Carlos Perez, C | Hank Conger, C |
| 11/5/14 | Tampa Bay | Cesar Ramos, LHP | Mark Sappington, RHP |
| 12/9/14 | Los Angeles | Drew Butera, C | Mark Long, OF |
| 12/11/14 | Colorado | Josh Rutledge, INF | Jairo Diaz, RHP |
| 12/11/14 | Los Angeles | Andrew Heaney, RHP | Howie Kendrick, INF |
| 12/16/14 | Tampa Bay | Matt Joyce, OF | Kevin Jepsen, RHP |
| 12/19/14 | Kansas City | Johnny Givofella, INF | Brian Broderick, RHP |
| 7/27/15 | Boston | Shane Victorino, OF | Josh Rutledge, INF |
| 7/28/15 | Tampa Bay | David DeLeus, OF | Eduar Lopez, RHP |
| 7/28/15 | Cleveland | David Murphy, OF | Erick Starnes, INF |
| 11/12/15 | Atlanta | Andreton Simmons, INF | Erick Aybar, INF Sean Newcomb, RHP Chris Ellis, RHP |
| 12/10/15 | Washington | Yunel Escobar, INF | Trevor Gott, RHP |

| DATE | CLUB | ACQUIRED | TRADED |
|----------|-----------------|---|---|
| 11/3/16 | Detroit | Cameron Maybin, OF | Victor Alcantara, RHP |
| 12/10/16 | Washington | Danny Espinosa, INF | Austin Adams, RHP Kyle McGowan, RHP Grayson Long, RHP Tony Sanchez, C |
| 8/31/17 | Detroit | Justin Upton, OF | |
| 8/31/17 | Atlanta | Brandon Phillips, INF | |
| 11/30/17 | Atlanta | Jim Johnson, RHP | Justin Kelly, LHP |
| 12/13/17 | Detroit | International Pool Space Ian Kinsler, INF | Wilkel Hernandez, RHP Troy Montgomery, OF C.J. Cron, INF Martin Maldonado, C Ian Kinsler, INF |
| 2/17/18 | Tampa Bay | ★Luis Rengifo, INF | |
| 7/26/18 | Houston | Brandon Sandoval, LHP | |
| 7/30/18 | Boston | Ty Buttrey, RHP Williams Jerez, LHP | |
| 11/29/18 | Chicago (N.L.) | Tommy La Stella, INF | ★Conor Lillis-White, LHP |
| 12/4/19 | Baltimore | Dylan Bundy, RHP | Kyle Bradish, RHP Kyle Brnovich, RHP Isaac Mattson, RHP Zach Peek, RHP Zack Cozart, INF Will Wilson, INF Jeremy Beasley, RHP Tommy La Stella, INF Jason Castro, C Brian Goodwin, OF |
| 12/10/19 | San Francisco | ★Garrett Williams, LHP | |
| 1/14/20 | Arizona | Matt Andriese, RHP | |
| 8/28/20 | Oakland | Franklin Barreto, INF | |
| 8/30/20 | San Diego | Gerardo Reyes, RHP | |
| 8/31/20 | Cincinnati | Packy Nughton, LHP ★Jose Salvador, LHP | |
| 12/02/20 | Baltimore | José Iglesias, INF | Garrett Stalling, RHP Jean Pinto, RHP Noé Ramirez, RHP ★Leo Rivas, INF Jahmai Jones, INF |
| 12/07/20 | Cincinnati | Raisel Iglesias, RHP | |
| 2/2/21 | Baltimore | CASH Alex Cobb, RHP CASH | |
| 2/4/21 | St. Louis | Dexter Fowler, OF CASH | |
| 2/8/21 | Tampa Bay | Aaron Slegers, RHP | CASH |
| 5/18/21 | Tampa Bay | Hunter Strickland, RHP | CASH or PTBNL |
| 6/12/21 | Milwaukee | CASH | |
| 7/30/21 | San Francisco | Sam Selman, LHP Ivan Armstrong, RHP Jose Marte, RHP Janson Junk, RHP Elvis Peguero | Hunter Strickland, RHP Tony Watson, LHP Andrew Heaney, LHP |
| 11/22/21 | New York (A.L.) | Tyler Wade | PTBNL |
| 8/2/22 | Philadelphia | Logan O'Hoppe, C Mickey Moniak, OF Jadriel Sanchez, OF | Brandon Marsh, OF Noah Syndergaard, RHP |
| 8/2/22 | Atlanta | Tucker Davidson, LHP Jessie Chavez, RHP | Raisel Iglesias, RHP |
| 11/18/22 | Minnesota | Gio Urshela, INF | Alejandro Hidalgo, RHP |
| 11/22/22 | Milwaukee | Hunter Renfro, OF | Jason Junk, RHP Elvis Peguero, RHP Adam Seminaris, RHP Coleman Crow, RHP Landon Marceaux, RHP Connor Van Scoyoc, RHP Edgar Quero, C Ky Bush, LHP Jake Madden, RHP Mason Albright, LHP Jeremiah Jackson, INF |
| 6/24/23 | New York (N.L.) | Eduardo Escobar, INF | |
| 6/25/23 | Colorado | Mike Moustakas, INF | |
| 7/26/23 | Chicago (A.L.) | Lucas Giolito, RHP Reynaldo López, RHP C.J. Cron, INF Randal Grichuk, OF | |
| 8/1/23 | New York (N.L.) | Dominic Leone, RHP | |
| 12/8/23 | Atlanta | Evan White, INF Tyler Thomas, LHP | David Fletcher, INF Max Stassi, C |
| 2/7/24 | St. Louis | Guillermo Zuñiga, RHP | CASH |
| 5/9/24 | Atlanta | Luis Guillorme, RHP | CASH or PTBNL |
| 5/16/24 | Pittsburgh | Roansy Contreras, RHP | CASH |
| 7/27/24 | Philadelphia | Samuel Aldegheri, LHP George Klassen, RHP Niko Kavadas, RHP Ryan Zeferjahn, RHP Matthew Lugo, INF Yeferson Vargas, RHP | Carlos Estévez, RHP Luis García, RHP |
| 10/31/24 | Atlanta | Jorge Soler, DH/OF | Griffin Canning, RHP |
| 11/3/24 | Philadelphia | Scott Kingery, INF | CASH |

#Compensation for player who retired

★Designates player to be named later

CLUB HISTORY



| DATE | PLAYER/POSITION | PREVIOUS CLUB |
|----------|--------------------------|--------------------|
| 11/16/76 | Don Baylor, DH/OF | Oakland |
| 11/17/76 | Joe Rudi, INF | Oakland |
| 11/24/76 | Bobby Grich, INF | Baltimore |
| 11/21/77 | Lyman Bostock, OF | Minnesota |
| 12/3/78 | Jim Barr, RHP | San Francisco |
| 11/16/79 | Bruce Kison, RHP | Pittsburgh |
| 12/5/79 | Freddie Patek, INF | Kansas City |
| 12/2/80 | Geoff Zahn, LHP | Minnesota |
| 12/29/80 | Juan Beniquez, OF | Seattle |
| 1/16/81 | Bill Travers, LHP | Milwaukee |
| 1/22/82 | Reggie Jackson, OF | New York (A.L.) |
| 1/21/83 | Ellis Valentine, OF | New York (N.L.) |
| 1/10/85 | Rob Wilfong, INF | Minnesota |
| 1/30/85 | Ruppert Jones, OF | Detroit |
| 12/1/87 | Chili Davis, OF | San Francisco |
| 1/17/89 | Claudell Washington, OF | New York (A.L.) |
| 12/1/89 | Mark Langston, LHP | Montreal |
| 2/21/90 | Greg Minton, RHP | San Francisco |
| 1/23/91 | Gary Gaetti, INF | Minnesota |
| 5/20/91 | Fernando Valenzuela, LHP | Los Angeles (N.L.) |
| 2/14/92 | Alvin Davis, INF | Seattle |
| 12/11/92 | Chili Davis, OF | Minnesota |
| 2/11/93 | Scott Sanderson, RHP | New York (A.L.) |
| 1/31/94 | Bo Jackson, OF | Chicago (A.L.) |
| 2/1/94 | Dwight Smith, OF | Chicago (N.L.) |
| 12/14/94 | Lee Smith, RHP | Baltimore |
| 11/21/95 | Randy Velarde, INF | New York (A.L.) |
| 11/20/96 | Dave Hollins, INF | Seattle |
| 12/18/96 | Eddie Murray, INF | Baltimore |
| 12/11/97 | Omar Olivares, RHP | Seattle |
| 12/19/97 | Cecil Fielder, INF | New York (A.L.) |
| 2/27/98 | Jack McDowell, RHP | Cleveland |
| 12/11/98 | Mo Vaughn, INF | Boston |
| 12/23/98 | Tim Belcher, RHP | Kansas City |
| 1/11/00 | Scott Spiezo, INF | Oakland |
| 1/26/00 | Kent Mercker, LHP | Boston |
| 1/11/00 | Pat Rapp, RHP | Baltimore |
| 1/4/01 | Ismael Valdez, RHP | Los Angeles (N.L.) |
| 1/25/01 | Wally Joyner, INF | Atlanta |
| 12/19/01 | Dennis Cook, LHP | Philadelphia |
| 1/4/02 | Aaron Sele, RHP | Seattle |
| 12/30/02 | Eric Owens, OF | Florida |
| 11/24/03 | Kelvin Escobar, RHP | Toronto |
| 12/10/03 | Bartolo Colon, RHP | Chicago (A.L.) |
| 12/20/03 | Jose Guillen, OF | Oakland |
| 1/14/04 | Vladimir Guerrero, OF | Montreal |
| 12/11/04 | Steve Finley, OF | Los Angeles (N.L.) |
| 12/14/04 | Paul Byrd, RHP | Atlanta |
| 1/12/05 | Orlando Cabrera, INF | Boston |
| 12/2/05 | Hector Carrasco, RHP | Washington |
| 2/23/06 | Jeff Weaver, RHP | Los Angeles (N.L.) |
| 11/19/06 | Justin Speier, RHP | Toronto |
| 11/22/06 | Gary Matthews Jr., OF | Texas |
| 12/11/06 | Darren Oliver, LHP | New York (N.L.) |
| 1/8/07 | Shea Hillenbrand, INF | San Francisco |
| 11/22/07 | Torii Hunter, OF | Minnesota |

| DATE | PLAYER/POSITION | PREVIOUS CLUB |
|----------|-------------------------|--------------------|
| 12/31/08 | Brian Fuentes, LHP | Colorado |
| 2/12/09 | Bobby Abreu, OF | New York (A.L.) |
| 12/14/09 | Hideki Matsui, OF | New York (A.L.) |
| 12/23/09 | Fernando Rodney, RHP | Detroit |
| 1/20/10 | Joel Pineiro, RHP | St. Louis |
| 12/2/10 | Hisanori Takahashi, LHP | New York (N.L.) |
| 12/10/10 | Scott Downs, LHP | Toronto |
| 12/7/11 | LaTroy Hawkins, RHP | Milwaukee |
| 12/10/11 | Albert Pujols, INF | St. Louis |
| 12/10/11 | C.J. Wilson, LHP | Texas |
| 11/28/12 | Ryan Madson, RHP | Cincinnati |
| 12/12/12 | Joe Blanton, RHP | Los Angeles (N.L.) |
| 12/12/12 | Sean Burnett, LHP | Washington |
| 12/15/12 | Josh Hamilton, OF | Texas |
| 11/29/13 | Joe Smith, RHP | Cleveland |
| 12/27/13 | Raul Ibanez, OF | Seattle |
| 1/16/14 | John McDonald, INF | Boston |
| 11/9/16 | Andrew Bailey, RHP | Los Angeles (A.L.) |
| 11/11/16 | Jesse Chavez, RHP | Los Angeles (N.L.) |
| 12/23/16 | Ben Revere, OF | Washington |
| 12/9/17 | Shohei Ohtani, RHP/DH | Nippon-Ham (Japan) |
| 12/15/17 | Zack Cozart, INF | Cincinnati |
| 12/20/18 | Trevor Cahill, RHP | Oakland |
| 12/21/18 | Matt Harvey, RHP | Cincinnati |
| 1/20/19 | Cody Allen, RHP | Cleveland |
| 12/13/19 | Anthony Rendon, INF | Washington |
| 12/21/19 | Julio Teheran, RHP | Atlanta |
| 1/7/20 | Jason Castro, C | Minnesota |
| 12/15/20 | Alex Claudio, LHP | Milwaukee |
| 1/15/21 | Kurt Suzuki, C | Washington |
| 1/22/21 | José Quintana, LHP | Chicago (N.L.) |
| 7/14/21 | Adam Eaton, OF | Chicago (A.L.) |
| 11/16/21 | Noah Syndergaard, RHP | New York (N.L.) |
| 11/22/21 | Aaron Loup, LHP | New York (N.L.) |
| 11/30/21 | Michael Lorenzen, RHP | Cincinnati |
| 12/1/21 | Raisel Iglesias, RHP | Los Angeles (A.L.) |
| 3/16/22 | Matt Duffy, INF | Chicago (N.L.) |
| 3/18/22 | Archie Bradley, RHP | Philadelphia |
| 3/19/22 | Ryan Tepera, RHP | Chicago (A.L.) |
| 11/16/22 | Tyler Anderson, LHP | Los Angeles (N.L.) |
| 12/5/22 | Carlos Estévez, RHP | Colorado |
| 12/22/22 | Brandon Drury, INF | San Diego |
| 2/16/23 | Matt Moore, LHP | Texas |
| 12/13/23 | Luis Garcia, RHP | San Diego |
| 1/6/24 | Adam Cimber, RHP | Toronto |
| 1/23/24 | Zach Plesac, RHP | Cleveland |
| 1/27/24 | Robert Stephenson, RHP | Tampa Bay |
| 1/29/24 | Matt Moore, LHP | Miami |
| 2/3/24 | Aaron Hicks, OF | Baltimore |
| 4/30/24 | José Cisnero, RHP | Detroit |
| 11/7/24 | Kevin Pillar, OF | Chicago (A.L.) |
| 11/12/24 | Kyle Hendricks, RHP | Chicago (N.L.) |
| 11/14/24 | Travis d'Arnaud, C | Atlanta |
| | Kevin Newman, INF | Arizona |

MLB SECURITY POLICIES

Bag Inspections: Fans may not bring coolers, backpacks and large bags (exceeding 16x16x8) into any ballpark. All bags will be inspected before they are permitted into the ballpark.

Vehicles: Only authorized vehicles may be parked within 100 feet of any ballpark exterior. Authorized vehicles may include law enforcement/emergency vehicles, broadcast equipment trucks, and vehicles of Club staff, players and their families and umpires. Unattended cars left overnight will be investigated and removed as soon as possible.

Clubhouse and Field Access: Clubhouse security will be provided for at least four hours prior to each game. With the exception of permitted players' family members, absolutely no one without proper credentials will be given access to the clubhouse, field or press box. Except for uniformed players and staff, all persons entering the clubhouse or field area (including credentialled personnel and permitted players' family members) must present photo identification and be logged in prior to gaining access.

Club security personnel will make random credential checks of photographers and others present on the field. All equipment and bags used by members of the press must be thoroughly inspected before being allowed into a ballpark. All broadcast equipment trunks must be removed from the ballpark immediately following pre-game set-up.



CLUB HISTORY

| YEAR | PLAYER | POSITION | MONTH | SIGNED |
|------|--------------------|---------------|--------------|--------|
| 1965 | ★ Jim Spencer | First Base | June | Yes |
| 1966 | Ronald Cherry | Catcher | January | No |
| 1966 | James Vopicka | Shortstop | January (SP) | Yes |
| 1966 | James Deneff | Shortstop | June | Yes |
| 1966 | ★ Andy Messersmith | Pitcher | June (SP) | Yes |
| 1967 | David McCormick | Pitcher | January | Yes |
| 1967 | ★ Tom Murphy | Pitcher | January (SP) | Yes |
| 1967 | William Nunn | Catcher | June | Yes |
| 1967 | ★ Greg Washburn | Pitcher | June (SP) | Yes |
| 1968 | Robert Johnson | Pitcher | January | No |
| 1968 | Dayle Campbell | First Base | January (SP) | Yes |
| 1968 | Lloyd Allen | Pitcher | June | Yes |
| 1968 | Larry Hanson | Shortstop | June (SP) | Yes |
| 1969 | Randall Bayer | First Base | January | No |
| 1969 | Sherwood Hahn | Pitcher | January (SP) | No |
| 1969 | ★ Alan Bannister | Shortstop | June | No |
| 1969 | Robert Beach | Pitcher | June (SP) | No |
| 1970 | Paul Sands | Pitcher | January | No |
| 1970 | ★ John Doherty | Outfielder | January | Yes |
| 1970 | ★ Paul Dade | Third Base/OF | June | Yes |
| 1970 | Richard Soriano | Outfielder | June (SP) | No |
| 1971 | Earl Austin | Third Base | January | Yes |
| 1971 | ★ Robert Allietta | Catcher | January (SP) | Yes |
| 1971 | ★ Frank Tanana | Pitcher | June | Yes |
| 1971 | John Donovan | Pitcher | June (SPD) | Yes |
| 1971 | James Officer | Pitcher | June (SPA) | Yes |
| 1972 | ★ Thomas Donohue | Catcher | January | Yes |
| 1972 | ★ Craig Caskey | Pitcher | January (SP) | No |
| 1972 | ★ Dave Chalk | Third Base | June | Yes |
| 1972 | ★ Dave Collins | First Base/OF | June (SP) | Yes |
| 1973 | Randy Smith | Pitcher | January | Yes |
| 1973 | Jeff Feraresco | INF/OF | January (SP) | No |
| 1973 | Billy Taylor | Outfielder | June | Yes |
| 1973 | David Bedrosian | Second Base | June (SP) | No |
| 1974 | Lawrence Howser | Shortstop | January | No |
| 1974 | David Bedrosian | Second Base | January (SP) | No |
| 1974 | ★ Mike Miley | Shortstop | June | Yes |
| 1974 | ★ John Caneira | Pitcher | June (SP) | Yes |
| 1975 | ★ Willie Aikens | First Base | January | Yes |
| 1975 | ★ Gil Kubski | Third Base | January (SP) | Yes |
| 1975 | ★ Danny Goodwin | Catcher | June | Yes |
| 1975 | ★ Garry Hancock | Outfielder | June (SP) | No |
| 1976 | Stephen Tebbetts | Outfielder | January | Yes |
| 1976 | Greg Johnson | Pitcher | January (SP) | Yes |
| 1976 | ★ Ken Landreaux | Outfielder | June | Yes |
| 1976 | John Racanelli | Pitcher | June (SP) | Yes |
| 1977 | ★ Alan Wiggins | Infielder | January | Yes |
| 1977 | Robert Healy | Pitcher | January (SP) | Yes |
| 1977 | ★ Richard Dotson | Pitcher | June | Yes |
| 1977 | ★ Mike Walters | Pitcher | June (SP) | Yes |
| 1978 | Rick Evans | Pitcher | January | No |
| 1978 | James Glenn | Outfielder | January (SP) | No |
| 1978 | ★ Tom Brunansky | Outfielder | June | Yes |
| 1978 | Paul Homrig | First Base | June (SP) | No |
| 1979 | Dennis Ivy | OF/First Base | January | No |
| 1979 | ★ Otis Nixon | Third Base | January (SP) | No |
| 1979 | Mark Pedersen | Pitcher | June (SP) | Yes |
| 1980 | Christopher Ray | Pitcher | January | Yes |
| 1980 | Thomas McLaughlin | Pitcher | January (SP) | No |
| 1980 | ★ Dennis Rasmussen | Pitcher | June | Yes |
| 1980 | ★ Bill Mooneyham | Pitcher | June (SP) | Yes |
| 1981 | Kevin Price | Pitcher | January | Yes |
| 1981 | ★ Ron Romanick | Pitcher | January (SP) | Yes |
| 1981 | ★ Dick Schofield | Shortstop | June | Yes |
| 1981 | Reggie Montgomery | Outfielder | June (SP) | Yes |
| 1982 | Jay Lewis | Pitcher | January | Yes |
| 1982 | Kendall Walling | Shortstop | January (SP) | No |
| 1982 | ★ Bob Kipper | Pitcher | June | Yes |
| 1982 | Mark Bauer | Pitcher | June (SP) | No |
| 1983 | Steve Lee | Outfielder | January | Yes |
| 1983 | ★ Brad Arnsberg | Pitcher | January (SP) | No |
| 1983 | Mark Doran | Outfielder | June | Yes |
| 1983 | Byron Kemmerling | Pitcher | June (SP) | Yes |
| 1984 | David Martinez | Pitcher | January | Yes |
| 1984 | Robert Auth | Pitcher | January (SP) | No |
| 1984 | ★ Erik Pappas | Catcher | June | Yes |
| 1984 | Erik Tutt | Outfielder | June (SP) | No |



CLUB HISTORY

| YEAR | PLAYER | POSITION | MONTH | SIGNED |
|-------|----------------------|------------|-----------|--------|
| 1985 | John Wilder | Pitcher | Jan. | No |
| 1985 | ★ Chuck Finley | Pitcher | Jan. (SP) | Yes |
| 1985 | ★ Willie Fraser | Pitcher | June | Yes |
| 1985# | ★ Mike Cook | Pitcher | June | Yes |
| 1985 | Gary Nalls | Shortstop | June (SP) | Yes |
| 1986 | Brandy Vann | Pitcher | Jan. | Yes |
| 1986 | Jeffrey Marr | Pitcher | Jan. (SP) | No |
| 1986 | ★ Roberto Hernandez | Pitcher | June | Yes |
| 1986 | ★ Mike Fetters | Pitcher | June | Yes |
| 1986 | ★ Lee Stevens | First Base | June | Yes |
| 1986 | Daryl Green | Pitcher | June | Yes |
| 1987 | ★ John Orton | Catcher | June | Yes |
| 1987# | ★ David Holdridge | Pitcher | June | Yes |
| 1988 | ★ Jim Abbott | Pitcher | June | Yes |
| 1989 | ★ Kyle Abbott | Pitcher | June | Yes |
| 1990 | ★ Phillip Leftwich | Pitcher | June | Yes |
| 1991 | ★ Eduardo Perez | Outfielder | June | Yes |
| 1991# | ★ Jorge Fabregas | Catcher | June | Yes |
| 1992 | Pete Janicki | Pitcher | June | Yes |
| 1992# | ★ Jeff Schmidt | Pitcher | June | Yes |
| 1993 | ★ Brian Anderson | Pitcher | June | Yes |
| 1994 | ★ McKay Christensen | Outfielder | June | Yes |
| 1995 | ★ Darin Erstad | Outfielder | June | Yes |
| 1996 | Chuck Abbott | Infielder | June | Yes |
| 1997 | ★ Troy Glaus | Infielder | June | Yes |
| 1998 | ★ Seth Etherton | Pitcher | June | Yes |
| 1999 | ★ John Lackey | Pitcher | June | Yes |
| 2000 | Joe Torres | Pitcher | June | Yes |
| 2000# | ★ Chris Bootcheck | Pitcher | June | Yes |
| 2001 | ★ Casey Kotchman | Infielder | June | Yes |
| 2002 | ★ Joe Saunders | Pitcher | June | Yes |
| 2003 | ★ Brandon Wood | Infielder | June | Yes |
| 2004 | ★ Jered Weaver | Pitcher | June | Yes |
| 2005 | ★ Trevor Bell | Pitcher | June | Yes |
| 2006 | ★ Hank Conger | Catcher | June | Yes |
| 2007 | Jonathan Bachanov | Pitcher | June | Yes |
| 2008 | ★ Tyler Chatwood | Pitcher | June | Yes |
| 2009 | ★ Randal Grichuk | Outfielder | June | Yes |
| 2009 | ★ Michael Trout | Outfielder | June | Yes |
| 2009# | ★ Tyler Skaggs | Pitcher | June | Yes |
| 2009# | ★ Garrett Richards | Pitcher | June | Yes |
| 2009# | Tyler Kehr | Pitcher | June | Yes |
| 2010# | ★ Kaleb Cowart | Infielder | June | Yes |
| 2010# | ★ Cam Bedrosian | Pitcher | June | Yes |
| 2010 | Chevy Clarke | Outfielder | June | Yes |
| 2010# | Taylor Lindsey | Infielder | June | Yes |
| 2010# | Ryan Bolden | Outfielder | June | Yes |
| 2011 | ★ C.J. Cron | Infielder | June | Yes |
| 2012 | ★ R.J. (Roy) Alvarez | Pitcher | June | Yes |
| 2013 | Hunter Green | Pitcher | June | Yes |
| 2014 | ★ Sean Newcomb | Pitcher | June | Yes |
| 2015 | ★ Taylor Ward | Catcher | June | Yes |
| 2016 | ★ Matt Thaiss | Infielder | June | Yes |
| 2017 | ★ Jo Adell | Outfielder | June | Yes |
| 2018 | ★ Jordyn Adams | Outfielder | June | Yes |
| 2019 | Will Wilson | Infielder | June | Yes |
| 2020 | ★ Reid Detmers | Pitcher | June | Yes |
| 2021 | ★ Sam Bachman | Pitcher | July | Yes |
| 2022 | ★ Zach Neto | Infielder | July | Yes |
| 2023 | ★ Nolan Schanuel | Infielder | July | Yes |
| 2024 | Christian Moore | Infielder | July | Yes |

SP – Secondary Phase
 SPA – Secondary Phase Active
 SPD – Secondary Phase Delayed

– Compensation Selection
 ★ – Played in Major Leagues



Nolan Schanuel made his Major League debut on Aug. 18, 2023 - 40 days after being selected in the first round of the 2023 Draft



THE LAST TIME...

CLUB HISTORY

PITCHING/FIELDING

NO-HITTER by ANGELS – Reid Detmers, May 10, 2022 vs. Tampa Bay (12-0 score, 12th no-hitter in Angels' history)

NO-HITTER vs. ANGELS – Eric Milton, Sept. 11, 1999 at Minnesota (7-0 score)

ONE-HITTER by ANGELS – Shohei Ohtani (9 IP); July 27, 2023 (Game 1) at Detroit (6-0 W)

ONE-HITTER vs. ANGELS – Bowden Francis (8 IP), Chad Green (1 IP); Aug. 24, 2024 at Toronto (1-3 L)

10-OR-MORE STRIKEOUT GAME by ANGELS STARTER – Reid Detmers (12), Sept. 27, 2024 vs. Texas (6th 10+ strikeout game by an Angels starter in 2024)

10-OR-MORE STRIKEOUT GAME by OPPONENT STARTER – Pablo López (10); Sept. 10, 2024 at Minnesota (8th 10+ strikeout game by an opponent starter in 2024)

CONSECUTIVE 10-or-MORE STRIKEOUT GAMES – Shohei Ohtani, June 21 & June 27, 2023

SHUTOUT by ANGELS – Griffin Canning (6 IP – W), Brock Burke (1 IP), Hunter Strickland (1 IP), Ryan Miller (1 IP); Sept. 17, 2024 vs. Chicago (A.L.) (7th Angels shutout in 2024)

SHUTOUT vs. ANGELS – Nathan Eovaldi (7 IP – W), José Leclerc (1 IP), David Robertson (1 IP); Sept. 29, 2024 vs. Texas (10th time being shutout in 2024)

COMPLETE GAME by ANGELS – Shohei Ohtani (9 IP – W); July 27, 2023 (Game 1) at Detroit (6-0 W)

COMPLETE GAME vs. ANGELS – Justin Steele (9.0 IP – W); July 5, 2024 at Chicago (N.L.) (4th complete game by an opponent starter in 2024)

CONSECUTIVE SHUTOUTS by ANGELS – Reid Detmers (5.1 IP), Andrew Wantz (0.2 IP), Jose Marte (1 IP), Gerardo Reyes (1 IP), Jesse Chavez (1 IP); Aug. 26, 2022 at Toronto & Shohei Ohtani (7 IP) & Jimmy Herget (2 IP); Aug. 27, 2022 at Toronto

CONSECUTIVE SHUTOUTS vs. ANGELS – Joey Estes (9 IP – W); July 3, 2024 at Oakland & JP Sears (5 IP – W), Osvaldo Bido (1 IP), Austin Adams (1 IP), Lucas Ercg (1 IP), Tyler Ferguson (1 IP); July 4, 2024 at Oakland

CONSECUTIVE SHUTOUTS, INDIVIDUAL, by ANGELS – John Lackey, July 7, 2006 at Oakland (3-0 score) & July 14, 2006 vs. Tampa Bay (3-0 score)

CONSECUTIVE COMPLETE GAMES by ANGELS – Jerome Williams (9 IP), 4-0 score, May 1, 2012 vs. Minnesota; Jered Weaver (9 IP), 9-0 score, May 2, 2012 vs. Minnesota

CONSECUTIVE COMPLETE GAMES vs. ANGELS – Brandon Morrow (9 IP), 5-0 score, May 3, 2012 vs. Toronto; Henderson Alvarez (9 IP), 4-0 score, May 4, 2012 vs. Toronto

CONSECUTIVE COMPLETE GAME VICTORIES by ANGELS – Jerome Williams (9 IP), 4-0 score, May 1, 2012 vs. Minnesota; Jered Weaver (9 IP), 9-0 score, May 2, 2012 vs. Minnesota

CONSECUTIVE COMPLETE GAME DEFEATS vs. ANGELS – Brandon Morrow (9 IP), 5-0 loss, May 3, 2012 vs. Toronto; Henderson Alvarez (9 IP), 4-0 loss, May 4, 2012 vs. Toronto

1-0 GAME, VICTORY – Kenny Rosenberg (5 IP – W), Jimmy Herget (1 IP), Ben Joyce (1 IP), José Soriano (1 IP) Carlos Estévez (1 IP – SV); Sept. 23, 2023 at Minnesota

1-0 GAME, DEFEAT – Dean Kremer (5 IP), Bruce Zimmermann (1 IP), Joey Krehbiel (0.2 IP), Félix Bautista (1.1 IP) & Jorge López (1 IP); July 9, 2022 at Baltimore

LAST ANGELS POSITION PLAYER TO PITCH – Michael Stefanic, Sept. 21, 2024 at Houston (1 IP)

TRIPLE PLAY by ANGELS – Aug. 18, 2023 vs. Tampa Bay

TRIPLE PLAY vs. ANGELS – Sept. 20, 2022 at Texas

BATTING

INSIDE-THE-PARK HOME RUN by ANGELS – Tommy La Stella; June 25, 2019 vs. Cincinnati (1st inning off Tyler Mahle)

INSIDE-THE-PARK HOME RUN vs. ANGELS – Justyn-Henry Malloy; June 30, 2024 vs. Detroit (4th inning off Tyler Anderson)

PINCH-HIT HOME RUN by ANGELS – Jo Adell, May 31, 2024 at Seattle; Grand Slam (7th inning off Tayler Saucedo)

PINCH-HIT HOME RUN vs. ANGELS – Kyle Tucker, Sept. 14, 2024 vs. Houston (9th Inning off Guillo Zuñiga)

GRAND SLAM by ANGELS – Zach Neto, Aug. 7, 2024, Game 2 at New York (A.L.) (2nd Inning off Will Warren)

GRAND SLAM vs. ANGELS – J.D. Martinez, Aug. 3, 2024 vs. New York (N.L.) (7th inning off Hunter Strickland)

WALK-OFF HR by ANGELS – Mickey Moniak, Aug. 31, 2024 vs. Seattle (9th inning, solo HR off Andrés Muñoz)

WALK-OFF HR vs. ANGELS – Addison Barger, Aug. 23, 2023 at Toronto (9th inning off Roansy Contreras)

PINCH-HIT GRAND SLAM by ANGELS – Jo Adell, May 31, 2024 at Seattle; Grand Slam (7th inning off Tayler Saucedo)

PINCH-HIT GRAND SLAM vs. ANGELS – Ben Broussard, Apr. 21, 2007 vs. Seattle (8th Inning off Scot Shields)

TWO-HOME RUN GAME by ANGELS – Zach Neto, Sept. 22, 2024 at Houston (7th Angels two-HR game of 2024)

TWO-HOME RUN GAME vs. ANGELS – Andrew Benintendi, Sept. 16, 2024 vs. Chicago (A.L.) (7th two-HR game vs. Angels in 2024)

MULTIPLE ANGELS W/TWO-HR-OR-MORE IN ONE GAME – Jo Adell (2) & Mickey Moniak (2), Aug. 31, 2024 vs. Seattle

THREE-HOME RUN GAME by ANGELS – Torii Hunter, June 13, 2009 vs. San Diego (previous: Garret Anderson, June 4, 2003 at Montreal in Puerto Rico)

THREE-HOME RUN GAME vs. ANGELS – George Springer, Sept. 22, 2019 at Houston (previous: Mookie Betts, Apr. 17, 2018 vs. Boston)

BACK-TO-BACK HOME RUNS by ANGELS – Gustavo Campero & Niko Kavadas, Sept. 28, 2024 vs. Texas (3rd inning)

BACK-TO-BACK HOME RUNS vs. ANGELS – Wyatt Langford & Adolis García, Sept. 27, 2024 vs. Texas (1st inning)

BACK-TO-BACK-TO-BACK HOME RUNS by ANGELS – Mike Trout, Brandon Drury & Matt Thaiss, June 24, 2023 at Colorado (3rd inning)

BACK-TO-BACK-TO-BACK HOME RUNS vs. ANGELS – José Ramírez, Josh Naylor & David Fry, May 24, 2024 vs. Cleveland (4th inning)

THREE HOME RUNS, ONE INNING, by ANGELS – Nolan Schanuel, Logan O'Hoppe & Jo Adell, May 20, 2024 at Houston (5th inning)

THREE HOME RUNS, ONE INNING, vs. ANGELS – José Ramírez, Josh Naylor & David Fry, May 24, 2024 vs. Cleveland (4th inning)

FIVE-HIT GAME by ANGELS – Logan O'Hoppe (5-for-5), June 9, 2024 vs. Houston

FIVE-HIT GAME vs. ANGELS – Eric Haase (5-for-5), Sept. 7, 2022 vs. Detroit

FIVE-RBI GAME or more by ANGELS – Zach Neto (6 RBI), Sept. 22, 2024 at Houston

FIVE-RBI GAME or more vs. ANGELS – Joc Pederson (5 RBI), June 13, 2024 at Arizona

THREE STEALS or more, INDIVIDUAL, by ANGELS – Cameron Maybin (4 SB), June 9, 2017 at Houston

THREE STEALS or more, INDIVIDUAL, vs. ANGELS – Ely De La Cruz (3 SB), April 19, 2024 vs. Cincinnati

BATTING FOR THE CYCLE by ANGELS – Jared Walsh, June 11, 2022 vs. New York (N.L.) (8th Angels player/9th time in club history)

BATTING FOR THE CYCLE vs. ANGELS – Carlos Gómez, Apr. 29, 2017 at Texas


STRAIGHT STEAL OF HOME by ANGELS – Collin Cowgill, Sept. 21, 2013 vs. Seattle

STRAIGHT STEAL OF HOME vs. ANGELS – B.J. Upton, Sept. 17, 2007 vs. Tampa Bay

TWO HITS SAME INNING, INDIVIDUAL, by ANGELS – Mickey Moniak and Brandon Drury, June 24, 2023 at Colorado (3rd inning)

TWO HITS SAME INNING, INDIVIDUAL, vs. ANGELS – Dominic Fletcher, Sept. 26, 2024 at Chicago (A.L.) (5th inning)

WALK-OFF WIN, by ANGELS – Jordyn Adams, single; Sept. 18, 2024 vs. Chicago (A.L.) (13th inning)



The 2025 season marks the 60th season for the Angels playing home games at Angel Stadium. After spending their first five years of existence playing at Wrigley Field (1961) and Chavez Ravine (1962-65), the Halos landed in their new home in Orange County in 1966. Since opening the doors for its first exhibition game Apr. 9, 1966, Angel Stadium has played host to some of the Club's most memorable events, including seven A.L. West Division clinching games (1979, 1982, 1986, 2007, 2008, 2009 and 2014), three All-Star Games (1967, 1989 and 2010) and the 2002 World Series, including the Angels Game 7 victory over the San Francisco Giants to clinch the franchise's first championship. Angel Stadium has also seen several individual Halos leave their indelible marks on the game of baseball. Whether it be the seven Angels no-hitters, Rod Carew's 3,000th hit, Reggie Jackson's 500th home run, Don Sutton's 300th win or Albert Pujols' 600th home run, Angel Stadium has housed some of Major League Baseball's most prestigious accomplishments.

Presently, Angel Stadium sits as baseball's fourth-oldest ballpark, trailing only Boston's Fenway Park, Chicago's Wrigley Field and Los Angeles' Dodger Stadium. Affectionately known as "The Big A", Angel Stadium has seen over 125 million fans pass through its gates since 1966, including a stretch of 17 consecutive full seasons drawing over three million fans, a streak only the Angels and Yankees achieved from 2003-19.

STADIUM QUICK FACTS

Location Site: 2000 E. Gene Autry Way, Anaheim, CA
(off State College Blvd., between Orangewood Blvd. & Katella Ave., west of 57 freeway)

Design: Three-level structure

Seating Capacity: 45,603

Parking Capacity: Approximately 15,000 automobiles

Stadium Area: 140 acres

Foul Lines: 330 feet

Left Field: 347 feet

Left Field Power Alley: 389 feet

Center Field: 396 feet

Right Field Power Alley: 365 feet*

Right Field: 348 feet*

Outfield Fence Height: 8 feet

*Right Field and Right Field Power Alley fence raised from 8' to 18' in 1998 and lowered back to 8' in 2018

Construction: Started Aug. 31, 1964. Completed Apr. 8, 1966

Renovations: Started Oct. 1, 1996. Completed Mar. 27, 1998

First Game: California Angels vs. San Francisco Giants, April 9, 1966

First Regular Season Game: California Angels vs. Chicago White Sox, Apr. 19, 1966

Total Regular Season Games Played (entering 2025): 4,676

Total Postseason Season Games Played (entering 2025): 34

First Regular Season NFL Game: Los Angeles Rams vs. Detroit Lions, Sept. 7, 1980

Last Regular Season NFL Game: Los Angeles Rams vs. Washington Redskins, Dec. 24, 1994



After an Aug. 31, 1964 groundbreaking ceremony, Anaheim Stadium, as it was originally known, was completed in 1966 at a cost of \$24 million. The facility's centerpiece was a giant A-frame scoreboard standing 230 feet high and was the source of the stadium's nickname.

With a seating capacity of 43,250, Anaheim Stadium was built with "Convenience, Comfort and Courtesy" in mind. Narrow foul territory areas and quickly rising decks gave fans an up-close view of the action. Gradually-inclined ramps, escalators, wide aisles and helpful ushers, as well as three surrounding freeways, 26 entrance lanes and 28 exit lanes added to the Big A's accessibility.

Anaheim Stadium underwent construction to enclose the stadium in 1979 for additional seating to accommodate the Rams' football games. Seating capacity was increased to 64,593 for baseball and more than 70,000 for football. A total of 108 executive style boxes were added to surround the rear of the Club Level. In addition to the Stadium Club, there were two other private dining areas designed for groups — the Stadium Pavilion and the Football Press Box.

- Apr. 10, 1964** — Anaheim City Council accepts letter of intent in special joint session of Council of Orange County Board of Supervisors, but Supervisors decline to join Anaheim in financing and constructing stadium. City Council unanimously votes to "Go it Alone." Contractor Del Webb pledges to complete stadium before April 1966 and proceeds with plans, at his own risk, pending final decision of Council. Council authorizes City Manager and City Attorney to draw up lease agreement with Angels and contract for construction of stadium.
- Aug. 8, 1964** — Anaheim and Angels sign 35-year lease for stadium.
- Aug. 25, 1964** — Purchase of 150 acres completed. By resolution, City Council officially names stadium "Anaheim Stadium."
- Aug. 26, 1964** — Anaheim and Del Webb Construction sign contract for construction of stadium to seat about 50,000 at maximum cost of \$16 million.
- Aug. 31, 1964** — Groundbreaking for construction of stadium. Angels owner Gene Autry, Del Webb and Anaheim Mayor Odra Chandler shoveled soil in a clearing surrounded by orange groves and corn fields.
- Aug. 26, 1965** — Structural steel construction of stadium completed.
- Sept. 2, 1965** — Decision made to open with 43,204 seating capacity.
- Oct. 1, 1965** — Stadium grass planted.
- Oct. 15, 1965** — Last concrete poured.
- Nov. 15, 1965** — Installation of seats begins.
- Nov. 23, 1965** — Compaction and grading of parking lot begins.
- Dec. 8, 1965** — Model of scoreboard is unveiled; Standard Oil Company to finance \$1 million, 230-foot, A-frame scoreboard structure in left field.
- Dec. 29, 1965** — Placement of light towers; work on scoreboard begins.
- Apr. 9, 1966** — Anaheim Stadium opens in Angels exhibition vs. San Francisco Giants.



At that time, the Big A board was preserved and moved to the edge of the parking lot adjacent to the Orange Freeway behind the right field area.

When the Rams left for St. Louis, Anaheim Stadium's primary tenant remained the Angels, who originally signed a 35-year contract (through 2001). Renovations began Oct. 1, 1996 to revert the 30-year old structure back to a baseball-only facility and the ballpark was renamed Edison International Field. The total cost for the stadium renovation was estimated at \$100 million and the project was completed in time for the Angels' Opening Day, Apr. 1, 1998. New enhancements were added all around the ballpark but perhaps the most noticeable is the center field waterfalls and rock formation that come together to form an "A". Settled inside the waterfall's rapids are water geysers that originally shot water into the air whenever an Angels player hit a home run.

Other features of the renovations included terraced bullpens in the outfield, widened concourses, new restroom and concession areas, family-oriented seating sections, state-of-the-art club-level and dugout-level suites, a youth-oriented interactive game area and landscaped courtyards (with statues in remembrance of Gene Autry and Michelle Carew).

In addition, Angel Stadium includes two full-service restaurants: Brewery X (a sports bar located at the club level down the right field line) and the Lexus Diamond Club (an upscale restaurant with outdoor seating on the field level behind home plate). In 2014, the newest luxury seating area was added to the ballpark with the opening of HALO, now known as the Don Julio Club.

During the 2016 and 2017 offseasons, Angel Stadium underwent several major upgrades. The first round of improvements began immediately following the 2016 season when a new state-of-the-art LED stadium light system was installed. The following offseason, Angel Stadium received one of its largest technological enhancements to date. In Oct. 2017, the Angels partnered with Daktronics to bring 14 LED displays, including two new video boards in both left and right field to Angel Stadium. At the time it was installed, the right field display was the third largest in Major League Baseball at 9,500 square feet and features 7.7 million LEDs. Eight ribbon displays totaling 1,168 feet in length were also installed along the seating fascia to provide additional statistics and graphics. The largest of these included the entire fascia length along the first and third baselines. Finally, a new scoreboard replaced the existing board on the right field wall. In total, the Club added more than 23,000 square feet of new LED displays to their home venue.

Also installed prior to the 2018 season was a new state-of-the-art sound system. The main seating bowl now has 300 speakers plus more than 50 subwoofers and is powered by 200,000 watts.

With the enhancements made throughout the course of the past several years, Angel Stadium proudly maintains the title of the fourth-oldest ballpark in the Majors while offering its guests access to some of the latest technological amenities. As a result, Angel Stadium continues to be one of Southern California's most unique sports venues.



Nestled in the corner of the Angel Stadium parking lot is one of the ballpark's most recognizable features, "The Big A" message board. With the completion of Anaheim Stadium in 1966, the facility's centerpiece was a giant A-frame scoreboard standing 230 feet high. At the time, it was the largest scoreboard ever constructed and became the source of the stadium's nickname. The Big A's original home was just beyond the left field wall where it served as the facility's main scoreboard for over a decade. When the stadium underwent construction to accommodate the Los Angeles Rams in 1979, The Big A was preserved and moved to its current location in the southeastern corner of the parking lot, adjacent to the 57 freeway. Contractors used a 125-ton crane and two large dollies to move the structure over 1,200 feet across the stadium lots.

The Angels have long utilized The Big A to celebrate each of the club's victories. After every Angel win, both home and road, the 70-foot wide halo atop the Big A is illuminated for fans both inside the ballpark and out to see. It is customary for the halo to remain lit until dawn of the day following a victory. The Angels are one of the few sports franchises whose post-victory tradition signals a win to all within sight of their facility.

Since its construction in 1966, The Big A has undergone several modifications and facelifts. The scoreboard's original color palette was all white with a gold halo before becoming green, gold and beige when the stadium was renamed Edison Field. In February 2002, with the club switching their uniform scheme back to red as the primary color, the Big A was painted red and beige. The landmark then underwent additional changes after the 2009 season when the structure was painted all red. A new full-color display was added to the front facade, replacing the former dot-matrix board and a new halo was placed at the top. A third extensive renovation took place prior to the 2018 season as part of Angel Stadium's overall enhancements. The Big A received a new LED marquee, illuminated Angel Stadium sign and a new modernized LED Halo adorned the top of the famed structure.

As it currently sits, the Club has the ability to display full pictures, texts and graphics as well as turn the halo nearly any color it desires. The most commonly displayed colors on the structure's crown are red, white, blue, green and orange.



BIG A QUICK FACTS

| | |
|--|-----------------------|
| Height..... | 230 feet |
| Width at base (overall)..... | 103 feet, 6 inches |
| Base of each leg..... | 25 feet x 3 feet |
| Halo diameter..... | 70 feet |
| Halo height..... | 3 feet, 2 inches |
| Halo elevation..... | 202 feet |
| Number of pixels on current Halo..... | 53,600 |
| Message board face..... | 40.7 feet x 34.1 feet |
| Original message board elevation from the top..... | 82 feet, 9 inches |
| Number of lights on the original A-frame..... | 128 lamps per leg |
| Number of lights on the original Halo..... | 140 lamps |

CLUB HISTORY

**Regular Season Game:****Pitcher:****Batter:****Angels Batter:****Winning Pitcher:****Losing Pitcher:****Time of Game:****Attendance:**

Apr. 19, 1966 (Chicago White Sox 3, Angels 1)

Marcelino Lopez, Angels vs. White Sox, Apr. 19, 1966

Tommie Agee, White Sox at Angels, Apr. 19, 1966 (ground out to SS)

Jose Cardenal, Apr. 19, 1966 (pop out to 2B)

Tommy John (7 IP, 3 H, 1 R, 1 ER, 3 BB, 4 SO), White Sox, Apr. 19, 1966

Marcelino Lopez (7.2 IP, 5 H, 3 R, 2 ER, 1 BB, 8 SO), Angels, Apr. 19, 1966

2 hours, 38 minutes

31,660

Angels Win:**Hit:****Angels Run:****Double:****Triple:****Home Run:****Grand Slam:****Angels Grand Slam:****RBI:**

Apr. 20, 1966 (Chicago White Sox 3, Angels 4)

Jim Fregosi, Apr. 19, 1966 (double in the 1st inning)

Rick Reichardt, Angels, Apr. 19, 1966 vs. White Sox

Jim Fregosi, Angels, Apr. 19, 1966 vs. White Sox (1st inning)

Paul Schaal, Angels, Apr. 20, 1966 vs. White Sox (2nd inning)

Rick Reichardt, Angels, Apr. 19, 1966 vs. White Sox (solo home run)

Curt Blefary, Baltimore, June 6, 1967 (9th inning)

Bill Voss, Apr. 18, 1970 vs. Kansas City (5th inning)

Rick Reichardt, Angels, Apr. 19, 1966 vs. White Sox (solo home run)

Angels Winning Pitcher:**Save:****Save by an Angels Pitcher:****Strikeout:****Complete Game:****Shutout:****No-Hitter:****Perfect Game:**

Ed Sukla (1.2 IP, 0 H, 0 R, 2 BB, SO), Apr. 20, 1966 vs. White Sox

Eddie Fisher (2 IP, 1 H, 0 R, 1 BB, 0 SO), White Sox, Apr. 19, 1966

Bob Lee (2 IP, 3 H, 1 R, 1 ER, 0 BB, 0 SO), Apr. 22, 1966 vs. Twins

Marcelino Lopez, Angels vs. White Sox, Apr. 19, 1966 (struck out Pete Ward)

Dean Chance (9 IP, 6 H, 2 R, 1 ER, 2 BB, 5 SO), May 4, 1966 vs. Oakland

George Brunet (9 IP, 2 H, 0 R, 6 BB, 8 SO), Angels, June 8, 1966 vs. White Sox

Clyde Wright (9 IP, 0 H, 0 R, 3 BB, 1 SO), Angels, July 3, 1970 vs. Oakland

None

Exhibition Game:**Postseason Game:****Interleague Game:****Rainout:**

Apr. 9, 1966 (San Francisco 9, Angels 2)

Oct. 5, 1979 (Baltimore 3, Angels 4)

June 12, 1997 (San Diego 4, Angels 8)

Apr. 8, 1975 vs. Kansas City

* All info is for regular season games only unless otherwise noted

HOME OPENER LINEUPS 1966

Chicago White Sox

Tommie Agee, CF

Don Buford, 3B

Floyd Robinson, RF

John Romano, C

Pete Ward, LF

Bill Skowron, 1B

Ron Hansen, SS

Al Weis, 2B

Tommy John, P

California Angels

José Cardenal, CF

Bobby Knoop, 2B

Jim Fregosi, SS

Joe Adcock, 1B

Jackie Warner, RF

Rick Reichardt, LF

Paul Schaal, 3B

Buck Rodgers, C

Marcelino Lopez, P





CLUB HISTORY

The Angels established their single-game home attendance record when 64,406 witnessed Game 1 of the 1982 ALCS against Milwaukee, Oct. 5 at Anaheim Stadium. During the ensuing 1983 campaign, the top two regular season crowds in club history were set when 63,132 watched the Angels host Kansas City, July 4, and 63,073 viewed the Apr. 23 game against Baltimore.

On June 10, 2019, a record-setting 45,477 fans came through the gates to watch the club square off against the Dodgers, setting the mark for the largest regular season crowd at Angel Stadium since the 1998 renovations.

The 2020 regular season was played without fans in attendance due to health and safety protocols related to the COVID-19 pandemic. The Angels welcomed fans back to Angel Stadium at full capacity in June 2021, after starting that season with limited seating capacity.

| YEAR | HOME | AWAY | TOTAL |
|-----------------------------------|-----------|-----------|-----------|
| (Wrigley Field; 1961) | | | |
| 1961 | 603,510 | 712,510 | 1,316,020 |
| (Chavez Ravine; 1962-65) | | | |
| 1962 | 1,144,063 | 861,699 | 2,005,762 |
| 1963 | 821,015 | 657,245 | 1,478,260 |
| 1964 | 760,439 | 719,631 | 1,480,070 |
| 1965 | 566,727 | 756,000 | 1,322,727 |
| (Anaheim Stadium; 1966-97) | | | |
| 1966 | 1,400,321 | 884,181 | 2,284,502 |
| 1967 | 1,317,713 | 971,836 | 2,289,549 |
| 1968 | 1,025,956 | 912,803 | 1,938,759 |
| 1969 | 758,388 | 805,415 | 1,563,803 |
| 1970 | 1,077,741 | 976,786 | 2,054,527 |
| 1971 | 926,373 | 851,525 | 1,777,898 |
| 1972 | 744,190 | 814,630 | 1,558,820 |
| 1973 | 1,058,206 | 964,831 | 2,023,037 |
| 1974 | 917,269 | 860,552 | 1,777,821 |
| 1975 | 1,058,163 | 975,645 | 2,033,808 |
| 1976 | 1,006,774 | 1,094,333 | 2,101,107 |
| 1977 | 1,432,633 | 1,345,027 | 2,777,660 |
| 1978 | 1,755,366 | 1,366,915 | 3,122,281 |
| 1979 | 2,523,575 | 1,728,537 | 4,252,112 |
| 1980 | 2,297,327 | 1,399,754 | 3,697,081 |
| 1981 | 1,441,545 | 831,550 | 2,273,095 |
| 1982 | 2,807,360 | 1,897,660 | 4,705,020 |
| 1983 | 2,555,016 | 1,882,234 | 4,437,250 |
| 1984 | 2,402,997 | 1,723,251 | 4,126,248 |
| 1985 | 2,567,427 | 1,793,715 | 4,361,142 |
| 1986 | 2,655,892 | 1,685,439 | 4,341,331 |
| 1987 | 2,696,299 | 1,877,624 | 4,573,923 |
| 1988 | 2,340,925 | 1,894,314 | 4,235,239 |
| 1989 | 2,647,291 | 1,970,796 | 4,618,087 |
| 1990 | 2,555,688 | 2,042,315 | 4,598,003 |
| 1991 | 2,416,236 | 2,336,106 | 4,752,342 |
| 1992 | 2,065,444 | 2,117,538 | 4,182,982 |
| 1993 | 2,057,460 | 2,286,553 | 4,344,013 |
| 1994 | 1,512,622 | 1,577,606 | 3,090,228 |
| 1995 | 1,748,680 | 1,871,338 | 3,620,018 |
| 1996 | 1,820,333 | 2,105,769 | 3,926,102 |
| 1997 | 1,767,324 | 1,820,521 | 3,587,845 |

| YEAR | HOME | AWAY | TOTAL |
|---|------------------|------------------|------------------|
| (Edison International Field; 1998-2003) | | | |
| 1998 | 2,519,063 | 2,234,389 | 4,753,452 |
| 1999 | 2,253,123 | 2,203,406 | 4,464,004 |
| 2000 | 2,066,977 | 2,272,015 | 4,338,992 |
| 2001 | 2,000,917 | 2,499,385 | 4,500,304 |
| 2002 | 2,305,557 | 2,143,937 | 4,449,494 |
| 2003 | 3,061,094 | 2,177,087 | 5,238,181 |
| (Angel Stadium of Anaheim; 2004 - current) | | | |
| 2004 | ##3,375,677 | 2,391,458 | 5,767,135 |
| 2005 | 3,404,686 | 2,462,630 | 5,867,078 |
| 2006 | 3,406,790 | 2,242,532 | 5,649,322 |
| 2007 | 3,365,632 | 2,527,958 | 5,893,590 |
| 2008 | 3,336,747 | 2,399,332 | 5,736,079 |
| 2009 | 3,240,374 | 2,124,179 | 5,364,553 |
| 2010 | 3,250,814 | 2,450,870 | 5,701,684 |
| 2011 | 3,166,321 | 2,116,193 | 5,282,514 |
| 2012 | 3,061,770 | 2,497,339 | 5,559,109 |
| 2013 | 3,019,505 | 2,234,632 | 5,254,137 |
| 2014 | 3,095,935 | 2,253,991 | 5,349,926 |
| 2015 | 3,012,765 | 2,345,619 | 5,358,384 |
| 2016 | 3,016,142 | 2,322,769 | 5,338,911 |
| 2017 | 3,019,585 | 2,240,721 | 5,260,306 |
| 2018 | 3,020,216 | 2,270,826 | 5,291,042 |
| 2019 | 3,019,012 | 2,174,808 | 5,193,820 |
| 2020 | — | — | — |
| 2021 | 1,515,689 | 1,541,449 | 3,057,138 |
| 2022 | 2,457,461 | 2,070,514 | 4,527,975 |
| 2023 | 2,640,575 | 2,512,194 | 5,152,769 |
| 2024 | 2,577,597 | 2,029,360 | 4,606,957 |

Bold - club season records

##Club record 45 home sellouts in 2004

TOP 10 REGULAR SEASON SELLOUT CROWDS AT ANGEL STADIUM (SINCE RENOVATION)

| DATE | ATTENDANCE | OPP. / SCORE | DATE | ATTENDANCE | OPP. / SCORE |
|---------------|------------|-------------------|--------------|------------|--------------------|
| 1. 6/10/2019★ | 45,477 | Dodgers/5-3 win | 6. 6/29/2017 | 44,807 | Dodgers/2-6 loss |
| 2. 6/11/2019 | 45,404 | Dodgers/5-3 win | 7. 6/21/2023 | 44,760 | Dodgers/0-2 loss |
| 3. 5/19/2016 | 45,007 | Dodgers/7-4 win | 8. 4/8/2018 | 44,742 | A's/6-1 win |
| 4. 9/4/2024 | 44,822 | Dodgers/10-1 win | 9. 4/21/2023 | 44,741 | Royals/2-0 win |
| 4. 4/17/2018 | 44,822 | Red Sox/1-10 loss | 10. 4/7/2023 | 44,735 | Blue Jays/3-4 loss |

★Largest crowd at Angel Stadium during regular season

CLUB HISTORY



OPPONENT RECORDS, GAME AT ANGEL STADIUM (SINCE RENOVATION)

| CLUB | ATTENDANCE | DATE | CLUB | ATTENDANCE | DATE |
|--------------------|------------|----------------|-----------------|------------|----------------|
| Arizona | 44,472 | July 1, 2023 | Minnesota | 44,478 | April 27, 2024 |
| Atlanta | 43,919 | June 13, 2008 | New York (A.L.) | 44,649 | April 28, 2013 |
| Baltimore | 44,027 | Aug. 5, 2008 | New York (N.L.) | 43,721 | June 15, 2008 |
| Boston | 44,822 | April 17, 2018 | Oakland | 44,742 | April 8, 2018 |
| Chicago (A.L.) | 44,135 | Apr. 30, 2006 | Philadelphia | 38,802 | Aug. 13, 2014 |
| Chicago (N.L.) | 44,020 | Apr. 4, 2016 | Pittsburgh | 44,010 | June 23, 2007 |
| Cincinnati | 37,260 | June 25, 2019 | San Diego | 44,159 | June 18, 2006 |
| Cleveland | 44,020 | July 18, 2006 | San Francisco | 44,544 | April 22, 2018 |
| Colorado | 43,781 | June 26, 2006 | Seattle | 44,644 | July 1, 2017 |
| Detroit | 44,311 | May 12, 2017 | St. Louis | 42,707 | July 4, 2013 |
| Houston | 44,723 | April 7, 2022 | Tampa Bay | 44,125 | July 15, 2006 |
| Kansas City | 44,741 | April 21, 2023 | Texas | 44,603 | June 2, 2018 |
| Los Angeles (N.L.) | 45,477 | June 10, 2019 | Toronto | 44,735 | April 7, 2023 |
| Miami | 43,833 | June 18, 2005 | Washington | 43,874 | June 14, 2005 |
| Milwaukee | 41,423 | June 9, 2004 | | | |

ALL-TIME REGULAR SEASON ATTENDANCE RECORDS

| | | |
|--------------------|-----------------|---|
| Season: | Total | 5,893,590 (2007) |
| | Anaheim Stadium | 2,807,360 (1982) |
| | Angel Stadium | 3,406,790 (2006) |
| | Road | 2,527,958 (2007) |
| Single Game: | Wrigley Field | 19,930 (Aug. 22, 1961, New York-N) |
| | Dodger Stadium | 53,591 (July 13, 1962, New York-N) |
| | Anaheim Stadium | 63,132 (July 4, 1983, Kansas City-D) |
| | Angel Stadium | 45,477 (June 10, 2019, Los Angeles-N) |
| | Road | 60,108 (June 3, 1973, New York-D) |
| Night Game: | Wrigley Field | 19,930 (Aug. 22, 1961, New York) |
| | Dodger Stadium | 53,591, (July 13, 1962, New York) |
| | Anaheim Stadium | 63,073 (Apr. 23, 1983, Baltimore) |
| | Angel Stadium | 45,477 (June 10, 2019, Los Angeles) |
| | Road | 57,762 (Apr. 6, 1977, Seattle) |
| Day Game: | Wrigley Field | 19,722 (May 7, 1961, New York) |
| | Dodger Stadium | 44,912 (June 3, 1962, New York) |
| | Anaheim Stadium | 63,132 (July 4, 1983, Kansas City) |
| | Angel Stadium | 44,742 (April 8, 2018, Oakland) |
| | Road | 60,108 (June 3, 1973, New York) |
| Doubleheader: | Wrigley Field | 16,297 (Apr. 30, 1961, Kansas City) |
| | Dodger Stadium | 18,902 (May 19, 1965, Minnesota) |
| | Anaheim Stadium | 43,461 (Aug. 5, 1988, Chicago) |
| | Angel Stadium | 43,044 (Sept. 6, 2003, Kansas City) |
| | Road | 58,556 (June 9, 1968, New York) |
| Season Opener: | Wrigley Field | 11,931 (Apr. 27, 1961, Minnesota-D) |
| | Dodger Stadium | 21,864 (Apr. 9, 1963, Boston-N) |
| | Anaheim Stadium | 51,145 (Apr. 26, 1995, Detroit-N) |
| | Angel Stadium | 44,735 (Apr. 7, 2023, Toronto-N) |
| | Road | 57,762 (Apr. 6, 1977, Seattle-N) |
| Three-Game Series: | Wrigley Field | 59,522 (Aug. 22-24, 1961, New York) |
| | Dodger Stadium | 146,623 (June 1-3, 1962, New York) |
| | Anaheim Stadium | 175,058 (Aug. 11-13, 1989, Oakland) |
| | Angel Stadium | 133,035 (June 22-24, 2012, Los Angeles) |
| | Road | 168,000 (June 15-17, 2007, Los Angeles) |
| Four-Game Series: | Wrigley Field | 15,247 (Aug. 28-30, 1961, Baltimore) |
| | Dodger Stadium | 36,792 (Aug. 30-Sept. 2, 1965, New York) |
| | Anaheim Stadium | 173,347 (July 1-4, 1983, Kansas City) |
| | Angel Stadium | 176,219 (July 21-24, 2005, New York-AL) |
| | Road | 215,776 (July 31-Aug. 3, 2008, New York-AL) |

POSTSEASON ATTENDANCE AT ANGEL STADIUM

| | | | | | |
|-------------------|--------|-------------------|-----------|--------|-------------------|
| 2002 ALDS | 45,072 | (Oct. 19, 2002-N) | 2005 ALCS | 44,725 | (Oct. 14, 2005-N) |
| | 45,067 | (Oct. 5, 2002-D) | | 44,857 | (Oct. 15, 2005-N) |
| 2002 ALCS | 44,234 | (Oct. 11, 2002-N) | | 44,712 | (Oct. 16, 2005-N) |
| | 44,830 | (Oct. 12, 2002-N) | 2007 ALDS | 45,262 | (Oct. 7, 2007-N) |
| | 44,835 | (Oct. 13, 2002-D) | 2008 ALDS | 44,997 | (Oct. 1, 2008-N) |
| 2002 World Series | 44,603 | (Oct. 19, 2002-N) | | 45,354 | (Oct. 3, 2008-N) |
| | 44,584 | (Oct. 20, 2002-N) | 2009 ALDS | 45,070 | (Oct. 8, 2009-N) |
| | 44,506 | (Oct. 26, 2002-N) | | 45,223 | (Oct. 9, 2009-N) |
| | 44,598 | (Oct. 27, 2002-N) | 2009 ALCS | 44,911 | (Oct. 19, 2009-D) |
| 2004 ALDS | 44,608 | (Oct. 5, 2004-D) | | 45,160 | (Oct. 20, 2009-N) |
| | 45,118 | (Oct. 6, 2004-N) | | 45,113 | (Oct. 22, 2009-N) |
| 2005 ALDS | 45,142 | (Oct. 4, 2005-N) | 2014 ALDS | 45,321 | (Oct. 2, 2014-N) |
| | 45,150 | (Oct. 5, 2005-N) | | 45,361 | (Oct. 3, 2014-N) |
| | 45,133 | (Oct. 10, 2005-N) | | | |



1967 ALL-STAR GAME

CLUB HISTORY

38TH ANNUAL ALL-STAR GAME

JULY 11, 1967 ★ ANAHEIM STADIUM

NATIONAL LEAGUE 2, AMERICAN LEAGUE 1 (15 INNINGS)



Major League Baseball's Midsummer Classic made its first appearance at what was then known as Anaheim Stadium on July 11, 1967, with 20 eventual Hall of Famers participating in a game for the ages. Cincinnati's Tony Perez clubbed a solo home run in the top of the

15th inning to give the National League a 2-1 win, capping what remains one of the longest All-Star Games in history (the 2008 All-Star Game at Yankee Stadium also lasted 15 innings). Perez's home run earned him MVP honors in what was the 38th Annual All-Star Game.

Dean Chance of Minnesota and Juan Marichal of San Francisco started a contest that was dominated by pitching. National and American League hurlers combined to set an All-Star Game record for combined strikeouts (30) that would not be broken until 2008.

For the first time in All-Star Game history, the long ball accounted for all the scoring, with Philadelphia's Dick Allen giving the National League an early 1-0 by sending an offering from Chance over the left field boards in the second inning. The American League answered when Baltimore's Brooks Robinson took the Cubs' Ferguson Jenkins deep to even up the score at 1-1 in the bottom of the sixth inning.

A crowd of 46,309 watched as all 12 pitchers that entered the game recorded at least one strikeout. The game remained deadlocked at 1-1 until the 15th inning, when Perez deposited a pitch from Oakland's Jim "Catfish" Hunter over the left field wall to give the N.L. a 2-1 lead. Rookie Tom Seaver of the Mets came in and closed the door on the American League in the bottom of the 15th inning. The Dodgers' Don Drysdale earned the win, while Hunter was saddled with the loss.

The Angels were represented by shortstop Jim Fregosi, who went 1-for-4, and first baseman Don Mincher, who was 1-for-1.

ALL-STAR ROSTERS

NATIONAL LEAGUE


Mike Cuellar
Don Drysdale
Bob Gibson
Ferguson Jenkins
Denny Lemaster
Juan Marichal
Claude Osteen
Tom Seaver
Chris Short
Tom Haller
Tim McCarver
Joe Torre
Ernie Banks
Orlando Cepeda
Tommy Helms
Bill Mazeroski
Dick Allen
Tony Pérez
Gene Alley
Hank Aaron
Lou Brock
Roberto Clemente
Willie Mays
Pete Rose
Rusty Staub
Jimmy Wynn

AMERICAN LEAGUE

Dean Chance
Al Downing
Steve Hargan
Joe Horlen
Catfish Hunter
Jim Lonborg
Jim McGlothlin
Gary Peters
Paul Casanova
Andy Etchebarren
Bill Freehan
Harmon Killebrew
Mickey Mantle
Don Mincher
Rod Carew
Max Alvis
Brooks Robinson
Jim Fregosi
Dick McAuliffe
Rico Petrocelli
Tommie Agee
Ken Berry
Tony Conigliaro
Al Kaline
Tony Oliva
Frank Robinson
Carl Yastrzemski



The American League All-Stars pose for a pregame photo.



The All-Stars line up on the field before the National Anthem.



Tony Perez is greeted by Tim McCarver after his home run in the 15th inning.

CLUB HISTORY



60TH ANNUAL ALL-STAR GAME

JULY 11, 1989 ★ ANAHEIM STADIUM

AMERICAN LEAGUE 5, NATIONAL LEAGUE 3



The Midsummer Classic returned to Anaheim Stadium on July 11, 1989, and Bo Jackson stole the show. The Royals outfielder led the American League to a 5-3 win and earned MVP honors in the game's 60th renewal.

A sellout crowd of 64,036 had barely settled into their seats when

Jackson led off the bottom of the first inning with a tape measure home run off 40-year-old National League starter Rick Reuschel. When the ball finally came down, it landed on the batter's eye in centerfield, an estimated 448 feet from home plate. The next batter, Boston's Wade Boggs, stepped to the plate and promptly homered off Reuschel, giving the American League an early 2-0 lead.

42-year-old Nolan Ryan of Texas returned to Anaheim Stadium, where he spent eight years with the Angels, to start for the American League and went on to earn the win. Bobby Bonilla and Kevin Mitchell of the National League and the American League's Ruben Sierra all had two hits.

But the evening belonged to Jackson. He had two hits, stole a base, scored the winning run and made a running catch of Pedro Guerrero's bloop with two men in scoring position in the first inning to snuff out a National League threat. Jackson became the second man — following Willie Mays — to hit a home run and steal a base in the same game.

Chuck Finley represented the Angels in the contest but did not play. Former Angel manager Mike Scioscia appeared as a catcher for the National League, going hitless in one at-bat.

Legendary Angel coach Jimmie Reese threw out the ceremonial first pitch.

ALL-STAR ROSTERS

NATIONAL LEAGUE

Bobby Bonilla
Tim Burke
Will Clark
Vince Coleman
Eric Davis
Glenn Davis
Mark Davis
Andre Dawson
John Franco
Pedro Guerrero
Tony Gwynn
Von Hayes
Orel Hershiser
Jay Howell
Howard Johnson
Barry Larkin
Kevin Mitchell
Tony Pena
Willie Randolph
Ryne Sandberg
Benito Santiago
Mike Schmidt
Mike Scioscia
Mike Scott
Ozzie Smith
John Smoltz
Darryl Strawberry
Rick Sutcliffe
Tim Wallach
Mitch Williams

AMERICAN LEAGUE

Harold Baines
Wade Boggs
Jose Canseco
Tony Fernandez
Chuck Finley
Julio Franco
Gary Gaetti
Mike Greenwell
Kelly Gruber
Mark Gubicza
Mike Henneman
Bo Jackson
Doug Jones
Jeffrey Leonard
Don Mattingly
Mark McGwire
Mike Moore
Dan Plesac
Kirby Puckett
Cal Ripken
Jeff Russell
Nolan Ryan
Steve Sax
Ruben Sierra
Terry Steinbach
Dave Stewart
Greg Swindell
Mickey Tettleton
Devon White



Bo Jackson accepts his MVP trophy at the 60th All-Star Game.



The A.L. All-Stars congratulate each other after a 5-3 triumph.



Hall of Famer Nolan Ryan delivers a pitch during the 2nd inning. Ryan worked two scoreless frames with three strikeouts.



CLUB HISTORY

81ST ANNUAL ALL-STAR GAME

JULY 13, 2010 ★ ANGEL STADIUM

NATIONAL LEAGUE 3, AMERICAN LEAGUE 1



The Angels were hosts to the 81st edition of the Midsummer Classic on July 13, 2010. It marked the third time the All-Star Game was played at Angel Stadium and the 11th time the contest was featured in California.

The 2010 game featured the National League ending its 13-game winless streak with a 3-1 triumph in front of 45,408 fans. The N.L. won its first All-Star Game since 1996 at Philadelphia.

Atlanta catcher Brian McCann was selected as the Ted Williams All-Star Game MVP as his three-run double in the 7th inning propelled the N.L. to victory. McCann became the fifth catcher (sixth time) to win the award, joining Gary Carter (1981, 1984), Terry Steinbach (1988), Mike Piazza (1996) and Sandy Alomar, Jr. (1997).

There were a total of 58 players used in the contest, 30 by the A.L. and 28 by the N.L. There was a total of 33 first time All-Stars on the rosters. The Halos were represented by Mike Scioscia, Torii Hunter and Jered Weaver.

Boston's David Ortiz outlasted Florida's Hanley Ramirez to win the State Farm Home Run Derby while Angel prospect Hank Conger took home MVP honors in the XM Futures Game.



The All-Stars lineup during the National Anthem and fly-over for the 81st Mid Summer Classic.



Angel All-Stars Torii Hunter and Jered Weaver pose during the State Farm Home Run Derby.


ALL-STAR ROSTERS

NATIONAL LEAGUE

Heath Bell
Michael Bourn
Ryan Braun
Jonathan Broxton
Marlon Byrd
Matt Capps
Chris Carpenter
Andre Ethier
Rafael Furcal
Yovani Gallardo
Adrian Gonzalez
Roy Halladay
Corey Hart
Jason Heyward
Matt Holliday
Ryan Howard
Tim Hudson
Omar Infante
Ubaldo Jimenez
Josh Johnson
Hong-Chih Kuo
Tim Lincecum
Brian McCann
Evan Meek
Yadier Molina
Brandon Phillips
Martin Prado
Albert Pujols
Hanley Ramirez
Jose Reyes
Arthur Rhodes
Scott Rolen
Troy Tulowitzki
Chase Utley
Joey Votto
Billy Wagner
Adam Wainwright
Brian Wilson
David Wright
Chris Young

AMERICAN LEAGUE

Elvis Andrus
Andrew Bailey
Jose Bautista
Adrian Beltre
Clay Buchholz
John Buck
Miguel Cabrera
Trevor Cahill
Robinson Cano
Fausto Carmona
Carl Crawford
Neftali Feliz
Vladimir Guerrero
Josh Hamilton
Phil Hughes
Torii Hunter
Derek Jeter
Ian Kinsler
Paul Konerko
Cliff Lee
Jon Lester
Evan Longoria
Victor Martinez
Joe Mauer
Justin Morneau
David Ortiz
Dustin Pedroia
Andy Pettitte
David Price
Mariano Rivera
Alex Rodriguez
CC Sabathia
Joakim Soria
Rafael Soriano
Ichiro Suzuki
Nick Swisher
Matt Thornton
Jose Valverde
Justin Verlander
Jered Weaver
David Wells
Ty Wigginton



Braves' catcher Brian McCann shows off his Ted Williams All-Star Game MVP Award.



ANGELS HALL OF FAME



ANGELS HALL OF FAME

ANGELS HALL OF FAME

Gene Autry, Bobby Grich, Jim Fregosi, Don Baylor, Rod Carew, Nolan Ryan, Jimmie Reese, Brian Downing, Chuck Finley, Bobby Knoop, Dean Chance, Mike Witt, Tim Salmon, Garret Anderson, Vladimir Guerrero and the 2002 World Champions are the 16 members in the Angels Hall of Fame.

GENE AUTRY

The man responsible for bringing an expansion franchise to the American League and Southern California region in December 1960, **Gene Autry** was inducted into the Angels Hall of Fame on July 19, 2011. His wife Jackie accepted the honor on his behalf, accompanied by Angels Owner Arte Moreno, and Angels Hall of Fame members Rod Carew, Chuck Finley, Bobby Grich and Brian Downing during pregame ceremonies.

The "Singing Cowboy," who passed away Oct. 2, 1998 at the age of 91, was one of the most popular owners in Major League history. His love for baseball and the respect and admiration he had for those who played, coached and managed the game has been well documented.

The native of Tioga, TX was raised in Texas and Oklahoma. Originally discovered by Will Rogers in 1929, Autry gained popularity following a recording contract with Columbia records that same year. He first appeared on screen in 1934 and eventually starred in 93 films throughout his career. In 1940, theater exhibitors of America voted him the fourth biggest box office attraction, behind Mickey Rooney, Clark Gable and Spencer Tracy.

During his music career, Autry totaled 640 recordings, including more than 300 songs written or co-written by him. His records sold more than 100 million copies and he received more than a dozen gold and platinum records, including the first record ever certified gold. His Christmas and children's records "Here Comes Santa Claus (Right Down Santa Claus Lane)" and "Peter Cottontail" are among his platinum recordings. "Rudolph the Red-Nosed Reindeer," the second all-time best selling Christmas single, boasts in excess of \$30 million in sales.

From 1940 to 1956 the public listened to him on *Gene Autry's Melody Ranch* radio show that was heard weekly over the CBS Radio Network. In addition, Autry's popularity was apparent during his personal appearance tours. The first performer to sell out Madison Square Garden, his concert and rodeo appearances throughout the United States and Europe are legendary and served as a model for other performers. Autry did two shows a day, seven days a week, for 65 to 85 days at a stretch.

Autry joined the Army Air Corps in 1942 and became Sgt. Gene Autry. During the war, he ferried fuel, ammunition and arms in the China-India-Burma theater of war and flew over the Himalayas, the hazardous air route known as "The Hump." When the war ended Autry was reassigned to Special Services, where he toured with a USO troupe in the South Pacific before resuming his movie career in 1946.

Autry's long-cherished dream came true with the opening of the Gene Autry Western Heritage Museum in November 1988, since acclaimed as one of the finest museums in the West. In January 2004 the museum merged with the Southwest Museum and the Autry National Center was created, consisting of three entities: the Southwest Museum of the American Indian, the Museum of the American West, and the Institute for the Study of the American West. Today thousands of visitors, children and adults alike, learn the fascinating history of America's West through world-class collections of art and artifacts.



Autry is the only entertainer to have all five stars on the Hollywood Walk of Fame, one each for Radio, Recording, Motion Pictures, Television, and Live Theatre/performance. He was a 33rd Degree Mason and Honorary Inspector General and was given the prestigious award of the Grand Cross of the Court of Honor. Among the many hundreds of honors and awards Autry received were induction into the Country Music Hall of Fame; the American Academy of Achievement Award; the Los Angeles Area Governor's Emmy from The Academy of Television Arts & Sciences; and the Board of Directors Lifetime Achievement Award from the International Achievement in Arts Foundation. Gene Autry was also inducted into the Nashville Songwriters Hall of Fame, The National Cowboy Hall of Fame, the National Association of Broadcasters Hall of Fame, and he received The Songwriters Guild Life Achievement Award. He was also honored by his songwriting peers with a lifetime achievement award from ASCAP.

Perhaps his greatest honor was the retirement of uniform No. 26, symbolic of the 26th player on the Angels roster, a gesture initiated by members of the 1982 team.





BOBBY GRICH

Bobby Grich, who retired following the American League Championship Series against Boston in 1986, was inducted Feb. 3, 1988. He is one of only two Angels (Brian Downing) to participate in each of the Club's first three A.L. West Division titles.


Grich officially became an Angel on Nov. 24, 1976. The native of Muskegon, MI concluded his Angels career with a .269 average in 1,222 games including 154 home runs and 557 RBI. During his career, Grich compiled the following overall numbers: .266 average, 2,008 games, 6,890 at-bats, 1,033 runs, 1,833 hits, 224 home runs and 864 RBI.

One of California's most popular players, Grich became only the second player in Club history to play 1,000 games-or-more (1,098) at one position, joining Fregosi who totaled 1,367 appearances at shortstop. Grich's .997 fielding percentage in 1985 established a Major League record for second basemen.

On the date of his induction, Grich ranked among the top three on several Angels all-time lists, including games (3rd), at-bats (3rd, 4,100), runs (3rd, 601), home runs (2nd), runs batted in (2nd), extra-base hits (3rd, 357), hits (3rd, 1,103), doubles (3rd, 183) and total bases (3rd, 1,788).

In 1981, Grich recorded a career-high .304 average and tied Dwight Evans, Tony Armas and Eddie Murray in the A.L. home run race (22 each). He became the first second baseman to lead the league in home runs since Nap Lajoie of Philadelphia totaled 14 in 1901. He also became the first A.L. second baseman to lead in slugging since George "Stuff" Stirnweiss with the Yankees in 1945 (.476).

In 1980, Grich was co-winner of the Owner's Trophy, symbolic of the club's Most Valuable Player as selected by the players.



JIM FREGOSI


A six-time Angels All-Star, **Jim Fregosi** was inducted May 17, 1989. He appeared with the Halos from 1961-71 as a player and then managed the Club from June 1, 1978 through May 28, 1981. Fregosi guided the Angels to an 87-75 finish in 1978 and a second place tie prior to the memorable 1979 season when the Club captured their first-ever Division title. For his efforts, Fregosi was runner-up in balloting by the Associated Press for A.L. Manager of the Year. He finished with a 237-248 record managing the Angels.

As a player, Fregosi's career spanned 18 seasons during which he registered a .265 lifetime average. He was originally acquired by the Angels Dec. 14, 1960 in the expansion draft from the Boston Red Sox.

Fregosi was voted the winner of the Angels

Owner's Trophy three times and was a Gold Glove recipient in 1967.

At the time of his induction, Fregosi led on the Angels all-time lists in the following categories: games (1,429), at-bats (5,244), hits (1,408) and triples (70). In addition, he ranked second in runs (691), doubles (219), extra-base hits (404) and total bases (2,112).





ANGELS HALL OF FAME

DON BAYLOR



Don Baylor, the first Angel to win the American League Most Valuable Player Award in 1979, was inducted on May 26, 1990. He appeared with the Angels from 1977-82. He was a member of the Angels first two A.L. West Division Championships in 1979 and 1982. During his MVP season, Baylor compiled a .296 average with 36 home runs and a league-leading 139 RBI. He also led the league in games played (162) and runs scored (120). His marks in games played, runs scored, RBI and total bases set Club single-season records. In the 1982 American League Championship Series, he hit .294 with a grand slam and series-high 10 RBI.

Baylor's career spanned 19 Major League seasons during which he registered a .260 average and 338 home runs. He was originally acquired by the Angels Nov. 16, 1976 as a free agent. With the Halos, he averaged 24 home runs and 87 RBI, while batting .262 in six seasons.

Baylor was voted the winner of the Owner's Trophy twice (1978 & 1979) and earned All-Star recognition as an outfielder in 1979.

Upon his induction, Baylor ranked on Angels all-time list in the following categories: third in home runs (141), fourth in at-bats (3,105), runs (481), RBI (523) and total bases (1,390). In addition, he also ranked fifth in extra base hits (288), hits (813), doubles (140, tied with Carew) and stolen bases (89).



ROD CAREW


The 16th player in Major League history to collect 3,000 hits (Aug. 4, 1985 vs. Minnesota), **Rod Carew** was inducted into the Angels Hall of Fame, Aug. 6, 1991 and the Baseball Hall of Fame in Cooperstown, NY, July 21, 1991.

Carew appeared with the Angels from 1979-85 and was a key member of the Club's first two A.L. West Division titles in 1979 and 1982. His finest season came in 1983, when he established a then Club record for batting average at .339.

Carew's career spanned 19 Major League seasons (1967-85), the first 12 with Minnesota. He won seven batting titles (1969, 1972-75, 1977-78) and the American League Most Valuable Player Award in 1977 when he hit .388 with a league leading 239 hits and 128 runs scored.


Carew was named "Rookie of the Year" by the BBWAA in 1967 and selected to the A.L. All-Star team 18 times (1967-84). He became the first Angel to start in five Midsummer Classics.

Originally acquired by the Angels from Minnesota, Feb. 3, 1979, Carew ranked 38th on baseball's all-time lists in average (.328), tied for 35th in games (2,469), 31st in at-bats (9,315), 13th in hits (3,053) and sixth in singles (2,404) at the time of his induction. On the Angels all-time lists, he still ranks second in career average (.314).





NOLAN RYAN



Nolan Ryan, who became the 20th pitcher in Major League history to win 300 games (July 31, 1990 at Milwaukee) and owns a Major League record seven no-hitters and 5,714 strikeouts, was inducted and had his uniform No. 30 retired, June 16, 1992.

Ryan appeared with the Angels from 1972-79, compiling a 138-121 record and 3.07 ERA in 291 games. Ryan tossed four of his no-hitters with the Halos and holds or shares several Club records, including complete games (156), shutouts (40) and strikeouts (2,416). In 1977, he was selected "A.L. Pitcher of the Year" by *The Sporting News* and named to its All-Star team. In 1973, Ryan established a Major League record for strikeouts in a single season with 383. He was originally acquired by the Angels from the New York Mets, Dec. 10, 1971, along with pitcher Don Rose, outfielder Leroy Stanton and catcher Francisco Estrada in exchange for Jim Fregosi.

Ryan's career spanned 27 seasons, the most in Major League history. He began his career with the New York Mets, posting a 29-38 record and 3.58 ERA in 105 games (74 starts) from 1966-71. Following eight seasons with the Halos, he appeared with the Houston Astros from 1980-88, compiling a 106-94 mark and 3.13 ERA in 282 starts. He joined the Texas Rangers in 1989 and finished 51-39 with a 3.43 ERA in five seasons.

Nolan Ryan appeared in 291 career games with the Angels. Of those 291 games, 156 (54%) were complete game efforts.

Ryan was named to eight All-Star teams (five with Angels) and appeared in five games, including as starting pitcher for the American League in 1979 in Seattle. He pitched two scoreless relief innings to win the 1989 game in Anaheim, becoming the oldest pitcher to win an All-Star Game. Ryan was inducted into the Baseball Hall of Fame, July 25, 1999.

JIMMIE REESE



Jimmie Reese, whose 23 years in an Angels uniform is second longest in Club history (Bobby Knoop - 24), was inducted on Aug. 2, 1995.

A former roommate of Babe Ruth, Reese began his career as a batboy for the Los Angeles Angels of the Pacific Coast League in 1917. He broke into baseball seven years later as a second baseman for the minor league Oakland Oaks.

Reese played three years in the Majors (1930-31 with Yankees and 1932 with St. Louis) before returning to the Pacific Coast League in 1933. In his three Major League seasons, he hit .278, including a .346 mark in a reserve role for the Yankees in 1930.

Reese played parts of 14 seasons in the PCL with Los Angeles (1920, 1933-36, 1940), Oakland (1924-29) and San Diego (1937-38) and was honored as all-time second baseman of the league. He set a career fielding record for total chances with 9,890 and led the PCL in fielding three times (1927, 1929 & 1934).

On Mar. 30, 1972, Reese joined the Angels coaching staff. During his 23 years, he built a reputation for being the most prolific fungo hitter in baseball. In 1989, Reese was selected by the late Commissioner Bart Giamatti to throw out the ceremonial first pitch for the 60th All-Star Game at Anaheim Stadium. In 1992, he was named honorary captain of the American League All-Stars at the contest in San Diego. Jimmie Reese passed away on July 13, 1994 at the age of 92.





ANGELS HALL OF FAME

BRIAN DOWNING

Brian Downing, who served 13 years in an Angel uniform, left the club as the all-time leader in almost every major offensive category. He is one of only two Angels (Bobby Grich being the other) to participate in each of the club's first three A.L. West Division titles. He was inducted into the Angels Hall of Fame on Aug. 27, 2009.

Downing was originally acquired by the Angels, Dec. 5, 1977, along with Dave Frost and Chris Knapp from the White Sox in exchange for Bobby Bonds, Thad Bosley and Richard Dotson. The Anaheim native helped lead the Angels to their first Division title in 1979 batting a career-high .326 with 12 home runs and 75 RBI. His stellar performance earned him an All-Star selection.

During his 20-year career, Downing registered a .267 average in 2,344 games with 2,099 hits, 1,188 runs, 275 home runs and 1,073 RBI.

After 13 seasons, Downing topped many Angels all-time lists with 1,661 games, 5,854 at-bats, 889 runs, 1,588 hits, 2,580 total bases, 282 doubles, 222 home runs, 846 runs batted in and 866 walks.

In 1984, Downing was co-winner of the Owner's Trophy, symbolic of the Club's Most Valuable Player as voted by the players.



CHUCK FINLEY



Chuck Finley, the Angels all-time leader in wins with 165, was inducted into the Club's Hall of Fame on Aug. 27, 2009.

The five-time MLB All-Star (four times with Angels) was originally selected by the Halos in the first round (fourth overall pick) in the 1985 Draft. He saw his first big league action the following season, joining the Club for their memorable 1986 A.L. West Division title run.

The West Monroe, LA native's career spanned 17 seasons in which he compiled a 200-173 record and a 3.85 ERA in 524 games.

On the date of his induction, he topped the Angels all-time list with 165 wins, 379 starts and 2,675 innings pitched while finishing second behind Nolan Ryan with 2,151 strikeouts and fourth with 57 complete games.

In a dominating three-year period from 1989-91, Finley posted a 52-27 record with a 2.93 ERA in 95 starts. In 1990, he enjoyed a career-year in which he took home the Owner's Trophy, going 18-9 with a 2.40 ERA, the third-lowest single season ERA in club history.

When he retired in 2002, Finley was one of only 25 pitchers in Major League history to record over 2,500 strikeouts.

BOBBY KNOOP

One of the original Angels stars during the team's first decade of existence, **Bobby Knoop** was inducted on Sept. 5, 2013. The infielder was a four-time recipient of the Owner's Trophy (1964-66 & 1968), presented annually to the Club's MVP. He is one of just three Halos to win the award at least four times (Garret Anderson & Mike Trout).

The second baseman played six seasons with the Halos (1964-69) and combined with Jim Fregosi to form one of the most formidable double-play tandems in all of MLB. The duo claimed Gold Gloves Awards in 1967, the second of three such honors for Knoop.

Knoop's best offensive season came in 1966 when he posted career-highs in home runs (17), RBI (72), runs (54) and triples (11). His 11 triples led the A.L. and he was named an All-Star Game starter that season.

Originally signed by the Milwaukee Braves as an amateur free agent before the 1956 season, he was a Rule 5 Draft pick by the Angels from the Braves on Dec. 2, 1963. In his first season with the Angels in 1964, he played in all 162 games.






DEAN CHANCE

Dean Chance, one of the initial aces in team history, was inducted into the Angels Hall of Fame in 2015. Chance passed away on Oct. 11, 2015 - just a few months after his induction.


In 1964, he became the Halos first 20-game winner and Cy Young Award recipient. At the time, he was the youngest recipient of the hardware.



During the 1964 campaign, Chance led the A.L. in wins (20), ERA (1.65) & innings pitched (278.1) while tossing 11 shutouts, including six by a 1-0 score. He also notched 207 punchouts, and allowed just a 1.01 WHIP. His 1.65 ERA stands as the Angels single-season record by a starting pitcher.

Additionally in 1964, Chance threw four complete games (3 SHO) against the New York Yankees and allowed just one run in 50 IP (0.18 ERA), a home run to Mickey Mantle. The feat easily ranks among the top dominant season pitching performances over one team in baseball history.

Over the course of six years with the Club, Chance posted a 74-66 record, 2.83 ERA (1236.2 IP – 389 ER) and 857 strikeouts. His career ERA remains the best all-time in Club history (min. 1000 IP).



MIKE WITT



A decade-long (1981-90) Angels mainstay and local product (Servite HS), **Mike Witt** stands tall as one of the most dominant pitchers in Club history.

At time of his Angels Hall of Fame induction (2015), the two-time All-Star ranked fourth on the Club's all-time list in wins (109), starts (272) & strikeouts (1,283) and third in complete games (70) & innings pitched (1,965.1).

During his tenure, Witt was a member of two A.L. West Division Champion teams (1982 & 1986). In 1986, he shouldered the Angels to the American League Championship Series with the best season of his career, posting a record of

18-10 with a 2.84 ERA.

Witt's most impressive accomplishment came during the last game of the 1984 regular season (Sept. 30 at Texas) when he became the 13th pitcher in history to throw a perfect game, striking out 10 en route to a 1-0 victory.





ANGELS HALL OF FAME

TIM SALMON



Affectionately tabbed as “Mr. Angel” and “The Kingfish,” **Tim Salmon** spent his entire 15-year career in a Halo uniform. In 2002, he helped guide the Angels to their first World Championship. Salmon finished with a .282 career average and was inducted into the Club’s Hall of Fame in 2015 as the career leader in home runs (299) & walks (970). He ranked second in team history in games (1,672), at-bats (5,934), runs (986), hits (1,674), extra base hits (662) and RBI (1,016).

Salmon, originally selected in the third round of the 1989 MLB Draft, made his Major League debut in 1992. That season, he was named by *Baseball America* as the Minor League Player of the Year. The following campaign, the slugger earned the nod as the A.L. Rookie of the Year batting .283 with an Angels rookie-record 31 home runs. He also tallied 95 RBI and 35 doubles. Salmon’s best season came in 1995 when he posted a slash line of .330/.429/.594 and captured a Silver Slugger

Award. From 1993 to 2000, he had just two OPS lines below .900 and never finished under .860 in that span.

The Kingfish was an integral part of the Halos World Series crown in 2002, guiding the Club to the playoffs for the first time since 1986. Salmon hit two key home runs in Game 2 of the Fall Classic against San Francisco and batted .346 with a 1.067 OPS in the Series overall. That season, he was also tabbed as *The Sporting News* Comeback Player of the Year as he posted a .286 clip with 60 extra-base hits and 88 RBI.

Salmon played his final game on Oct. 1, 2006, against the Oakland Athletics and exited to a standing ovation from the Halo faithful.



ANGELS HALL OF FAME



2002 WORLD CHAMPION ANGELS

The Angels 2002 World Series Champion team was inducted into the Angels Hall of Fame on Aug. 18, 2012. En route to capturing the franchise's first World Series title, the 2002 Angels finished with a 99-63 record during the regular season to claim the American League Wild Card and advance to the Postseason for the first time since 1986. The Angels sat at 6-14 after 20 games (worst start in club history) but finished the season going 93-49 (.650) over their last 142 games. 43 of the 99 wins came in comeback fashion. The Club finished first in the A.L. with a franchise record .282 average and second with a 3.69 ERA. The Halos also ranked first in the junior circuit with a 2.98 relief ERA.



The offense was paced by team MVP Garret Anderson (.306, 56 2B, 29 HR, 123 RBI), A.L. Comeback Player of the Year Tim Salmon (.286, 22 HR, 88 RBI), Troy Glaus (30 HR, 111 RBI), Darin Erstad (.283, 99 runs, 23 SB) and leadoff man David Eckstein (.293, 107 runs, 21 SB).

On the mound, the starting staff featured Jarrod Washburn (18 wins), Kevin Appier (14 wins), Ramon Ortiz (15 wins) and rookie John Lackey (9 wins). The bullpen

was guided by the likes of Troy Percival (40 saves), Brendan Donnelly (2.17 ERA), Ben Weber (2.54 ERA) and late season call-up Francisco Rodriguez. The pitching staff was guided by Gold Glove catcher Bengie Molina.

In their first playoff appearance in 16 years, the Angels defeated the New York Yankees in the Division Series (three games to one) to claim the first playoff series victory in club history. In the League Championship Series, the Halos defeated the Minnesota Twins (four games to one) to claim their first ever A.L. Pennant and earn a spot in the Fall Classic. Second baseman Adam Kennedy was named Most Valuable Player of the series, the second Angel to be named ALCS MVP (also Fred Lynn in 1982 ALCS). Kennedy became the third player in MLB history to hit three home runs in an LCS contest in Game 5.

The All-California World Series matched the Angels with the San Francisco Giants in the 99th edition of the Fall Classic. After the Giants took a 3-2 series lead, the stage was set for one of the more remarkable comebacks in playoff history. In Game 6, the Halos trailed 5-0 with seven outs left in their season until Spiezio's three-run home run brought the Club back into the game. An inning later, the Halos rallied for three more runs, keyed by Glaus' two-run double. The Angels 6-5 comeback win was the biggest ever by a team facing series elimination.

42 years of waiting for a World Series crown came to a climactic close for Angels fans on Sunday, Oct. 27, 2002. The Game 7 win was highlighted by Anderson's clutch bases clearing, three-run double in the third inning. Lackey received the win, becoming just the second rookie pitcher to win Game 7 of the World Series. Glaus was named MVP of the 2002 Fall Classic after hitting .385 (10/26) with seven runs, three doubles, three home runs and eight RBI.

The 2002 Angels season was not ultimately defined by specific numbers or stats, but rather a group of individuals that comprised the true definition of a team.



2002 ANGELS ROSTER

| | | | | |
|-------------------------|-------------------------|----------------------------|--------------------------|------------------------------|
| Anderson, Garret (OF) | Fasano, Sal (C) | Molina, Jose (C) | Schoeneweis, Scott (LHP) | Manager: Mike Scioscia |
| Appier, Kevin (RHP) | Figgins, Chone (INF) | Nieves, Jose (INF) | Sele, Aaron (RHP) | Coaches: |
| Bellinger, Clay (INF) | Fullmer, Brad (INF) | Ochoa, Alex (OF) | Shields, Scot (RHP) | Joe Maddon (Bench) |
| Callaway, Mickey (RHP) | Gil, Benji (INF) | Ortiz, Ramon (RHP) | Spiezio, Scott (INF) | Bud Black (Pitching) |
| Cook, Dennis (LHP) | Glaus, Troy (INF) | Palmeiro, Orlando (OF) | Wall, Donne (RHP) | Mickey Hatcher (Hitting) |
| DaVanon, Jeff (OF) | Kennedy, Adam (INF) | Percival, Troy (RHP) | Washburn, Jarrod (LHP) | Ron Roenicke (Third Base) |
| Donnelly, Brendan (RHP) | Lackey, John (RHP) | Pote, Lou (RHP) | Weber, Ben (RHP) | Alfredo Griffin (First Base) |
| Eckstein, David (INF) | Levine, Al (RHP) | Ramirez, Julio (OF) | Wise, Matt (RHP) | Bobby Ramos (Bullpen) |
| Erstad, Darin (OF) | Lukasiewicz, Mark (RHP) | Rodriguez, Francisco (RHP) | Wooten, Shawn (INF) | Orlando Mercado (Bullpen) |
| Fabregas, Jorge (C) | Molina, Bengie (C) | Salmon, Tim (OF) | | |

* Players that appeared in at least one game with the club



ANGELS HALL OF FAME

GARRET ANDERSON

One of the most productive offensive players in franchise history, **Garret Anderson** spent 15 of his 17 professional seasons playing for the Angels. He was inducted into the Club's Hall of Fame on Aug. 20, 2016.

A two-time Silver Slugger recipient, three-time All-Star and four-time Angels Team MVP, Anderson remains atop the franchise all-time list in several key offensive categories including games (2,013), at-bats (7,989), hits (2,368), total bases (3,743), extra-base hits (796), doubles (489) and RBI (1,292). He also ranks second in runs scored (1,024), behind Mike Trout, and his 272 home runs rank third behind Trout and Tim Salmon.

Following his selection in the fourth round of the 1990 Draft out of Kennedy High School in Granada Hills, CA, Anderson made his Major League debut July 27, 1994 vs. Oakland at the age of 22. He would go on to hit .321 with 19 doubles, 16 home runs and 69 RBI in 1995 and finish second in the American League Rookie of the Year voting.

A key piece in the Club's 2002 title run, Angels fans will long remember his bases-clearing, three-run double in Game Seven of the 2002 World Series. Anderson completed the 2002 Postseason batting a combined .300 with four doubles, two home runs and 13 RBI.

After finishing fourth in A.L. MVP voting in 2002, he returned a year later with another solid All-Star season. During the All-Star Game in Chicago, he became the first player since Cal Ripken Jr. in 1991 to become both the Home Run Derby Champion and MVP of the All-Star Game.



VLADIMIR GUERRERO

Vladimir Guerrero became the 15th individual inducted into the Angels Hall of Fame on Aug. 26, 2017. No player in Club history had more of an immediate impact than 'Vladdy' in his initial campaign with the Angels in 2004. In that season, Guerrero captured American League MVP honors as he lifted the Halos to their first A.L. West crown since 1986. Vlad became just the second player in Angels history to garner MVP honors, joining Don Baylor in 1979.

During the 2004 season, Guerrero tied a Club record and led the A.L. with 366 total bases while also pacing the junior circuit with 124 runs. His .337 average remains the highest single-season mark by a right-hander in team annals.

Most impressive during the 2004 campaign were Guerrero's numbers down the stretch. He was named A.L. Player of the Month for September batting .371 with 24 runs, 17 extra-base hits (10 HR) and 23 RBI.

Guerrero remains among the Angels' all-time leaders in several key offensive categories including average (1st, .319), slugging percentage (2nd, .546), on-base percentage (4th, .381), home runs (7th, 173), RBI (8th, 616), extra-base hits (8th, 377), total bases (9th, 1,767), doubles (10th, 194), runs (11th, 544) and hits (12th, 1,034). Guerrero was inducted into the Baseball Hall of Fame, July 29, 2018, becoming the first player depicted with an Angels cap on his Hall of Fame plaque in Cooperstown.





MAJOR LEAGUE BASEBALL



ATHLETICS

MLB

ATHLETICS

American League West



Manager: Mark Kotsay

Sutter Health Park

400 Ballpark Drive

West Sacramento, CA 95691

Seating Capacity: 14,014

2024 Record: 69-93, 4th in A.L. West

WIN-LOSS RECORDS AT STADIUMS

| | | | | | |
|-----------------|---------|------|--------------------------|---------|------|
| Wrigley Field | 6-3 | .667 | Municipal Stadium (K.C.) | 35-28 | .556 |
| Dodger Stadium | 21-15 | .583 | Oakland Coliseum | 193-260 | .426 |
| Anaheim Stadium | 111-123 | .474 | | | |
| Angel Stadium | 125-112 | .527 | | | |

MISCELLANEOUS RECORDS

| | |
|------------------------|--|
| Most Runs, Game | By Angels — 18 (18-2, July 25, 1964 at Municipal Stadium) By Athletics — 21 (21-3, Sept. 20, 2018 at Oakland Coliseum) |
| Widest Margin Victory | By Angels — 16 Runs (18-2, July 25, 1964 at Municipal Stadium) By Athletics — 18 Runs (21-3, Sept. 20, 2018 at Oakland Coliseum) |
| Longest Winning Streak | By Angels — 12 (Sept. 18, 1996-Sept. 17, 1997) By Athletics — 10, twice (last, Apr. 26, 1991-Apr. 20, 1992) |
| Attendance High | At Angel Stadium: 44,252, July 25, 2007 At Anaheim Stadium: 61,696, Aug. 11, 1989 At Municipal Stadium: 25,869, June 16, 1961 At Oakland Coliseum: 55,601, July 5, 2003 |

ALL-TIME SERIES RESULTS

(ANGELS LISTED FIRST)

| Year | Home | Road | Totals | Year | Home | Road | Totals | Year | Home | Road | Totals | Year | Home | Road | Totals |
|----------|-------|-------|--------|------|------|------|--------|------|------|------|--------|-----------|---------|---------|---------|
| 1961 | 6-3 | 3-6 | 9-9 | 1977 | 4-4 | 1-6 | 5-10 | 1994 | 3-3 | 0-3 | 3-6 | 2011 | 5-5 | 3-6 | 8-11 |
| 1962 | 6-3 | 6-3 | 12-6 | 1978 | 4-3 | 5-3 | 9-6 | 1995 | 5-2 | 1-5 | 6-7 | 2012 | 3-7 | 6-3 | 9-10 |
| 1963 | 4-5 | 4-5 | 8-10 | 1979 | 5-2 | 5-1 | 10-3 | 1996 | 2-4 | 4-3 | 6-7 | 2013 | 4-5 | 4-6 | 8-11 |
| 1964 | 5-4 | 7-2 | 12-6 | 1980 | 2-4 | 1-6 | 3-10 | 1997 | 5-1 | 6-0 | 11-1 | 2014 | 7-3 | 3-6 | 10-9 |
| 1965 | 6-3 | 7-2 | 13-5 | 1981 | 0-4 | 2-4 | 2-8 | 1998 | 3-3 | 2-4 | 5-7 | 2015 | 6-4 | 5-4 | 11-8 |
| 1966 | 6-3 | 3-6 | 9-9 | 1982 | 5-1 | 4-3 | 9-4 | 1999 | 5-1 | 3-3 | 8-4 | 2016 | 6-4 | 6-3 | 12-7 |
| 1967 | 9-0 | 5-4 | 14-4 | 1983 | 3-4 | 2-4 | 5-8 | 2000 | 3-3 | 2-5 | 5-8 | 2017 | 7-2 | 5-5 | 12-7 |
| KC Total | 42-21 | 35-28 | 77-49 | 1984 | 2-4 | 5-2 | 7-6 | 2001 | 3-7 | 3-7 | 6-14 | 2018 | 5-4 | 5-5 | 10-9 |
| 1968 | 3-6 | 2-7 | 5-13 | 1985 | 4-3 | 2-4 | 6-7 | 2002 | 6-4 | 3-7 | 10-10 | 2019 | 3-6 | 3-7 | 6-13 |
| 1969 | 4-5 | 2-7 | 6-12 | 1986 | 5-1 | 5-2 | 10-3 | 2003 | 5-5 | 3-7 | 8-12 | 2020 | 2-1 | 2-5 | 4-6 |
| 1970 | 4-5 | 4-5 | 8-10 | 1987 | 2-5 | 4-2 | 6-7 | 2004 | 5-5 | 5-4 | 10-9 | 2021 | 2-8 | 2-7 | 4-15 |
| 1971 | 2-7 | 5-4 | 7-11 | 1988 | 3-3 | 1-6 | 4-9 | 2005 | 5-4 | 5-5 | 10-9 | 2022 | 6-3 | 6-4 | 12-7 |
| 1972 | 4-5 | 4-5 | 8-10 | 1989 | 3-4 | 2-4 | 5-8 | 2006 | 4-5 | 7-3 | 11-8 | 2023 | 5-2 | 2-4 | 7-6 |
| 1973 | 2-7 | 4-5 | 6-12 | 1990 | 1-5 | 3-4 | 4-9 | 2007 | 5-5 | 4-5 | 9-10 | 2024 | 4-3 | 1-5 | 5-8 |
| 1974 | 4-5 | 2-7 | 6-12 | 1991 | 1-6 | 0-6 | 1-12 | 2008 | 5-5 | 5-4 | 10-9 | OAK Total | 221-232 | 193-260 | 414-492 |
| 1975 | 4-5 | 3-6 | 7-11 | 1992 | 3-3 | 2-5 | 5-8 | 2009 | 4-6 | 8-1 | 12-7 | TOTALS | 263-253 | 228-288 | 491-541 |
| 1976 | 3-6 | 3-6 | 6-12 | 1993 | 4-3 | 2-4 | 6-7 | 2010 | 7-2 | 4-6 | 11-8 | | | | |



BALTIMORE ORIOLES

American League East



Manager: Brandon Hyde

Oriole Park at Camden Yards

333 West Camden Street
Baltimore, MD 21201

Seating Capacity: 45,474

2024 Record: 91-71, 2nd in A.L. East

WIN-LOSS RECORDS AT STADIUMS

| | | | | | |
|-----------------|--------|------|------------------|--------|------|
| Wrigley Field | 4-6 | .400 | Memorial Stadium | 80-126 | .388 |
| Dodger Stadium | 20-15 | .571 | Camden Yards | 63-76 | .453 |
| Anaheim Stadium | 94-107 | .468 | | | |
| Angel Stadium | 58-49 | .542 | | | |

MISCELLANEOUS RECORDS

| | |
|------------------------|--|
| Most Runs, Game | By Angels — 18 (18-6, Sept. 12, 2007 at Camden Yards) By Baltimore — 17 (17-3, Aug. 26, 1985 at Anaheim Stadium) |
| Widest Margin Victory | By Angels — 13 Runs (13-0, Aug. 25, 1996 at Camden Yards) By Baltimore — 14 Runs (17-3, Aug. 26, 1985 at Anaheim Stadium) |
| Longest Winning Streak | By Angels — 7 (Aug. 30, 2002 - May 20, 2003) By Baltimore — 12 (July 19, 1979* - Aug. 28, 1980) *Second game of two-night doubleheader |
| Attendance High | At Angel Stadium: 44,027, Aug. 5, 2008 At Anaheim Stadium: 63,073, Apr. 23, 1983 |

ALL-TIME SERIES RESULTS

(ANGELS LISTED FIRST)

| Year | Home | Road | Totals | Year | Home | Road | Totals | Year | Home | Road | Totals | Year | Home | Road | Totals |
|------|------|------|--------|------|------|------|--------|------|------|------|--------|--------|------|------|-------------------------|
| 1961 | 4-6 | 6-2 | 10-8 | 1978 | 3-2 | 3-2 | 6-4 | 1995 | 2-5 | 2-4 | 4-9 | 2012 | 5-2 | 2-0 | 7-2 |
| 1962 | 7-2 | 3-6 | 10-8 | 1979 | 2-4 | 1-5 | 3-9 | 1996 | 3-3 | 3-3 | 6-6 | 2013 | 1-3 | 1-2 | 2-5 |
| 1963 | 6-3 | 3-6 | 9-9 | 1980 | 0-6 | 2-4 | 2-10 | 1997 | 3-2 | 1-5 | 4-7 | 2014 | 1-2 | 1-2 | 2-4 |
| 1964 | 4-5 | 3-6 | 7-11 | 1981 | 3-3 | 3-3 | 6-6 | 1998 | 3-3 | 2-3 | 5-6 | 2015 | 2-1 | 2-1 | 4-2 |
| 1965 | 3-5 | 2-8 | 5-13 | 1982 | 2-4 | 3-3 | 5-7 | 1999 | 1-5 | 2-4 | 3-9 | 2016 | 1-2 | 1-2 | 2-4 |
| 1966 | 3-6 | 3-6 | 6-12 | 1983 | 3-3 | 2-4 | 5-7 | 2000 | 3-3 | 4-2 | 7-5 | 2017 | 2-1 | 2-1 | 4-2 |
| 1967 | 7-4 | 4-2 | 11-6 | 1984 | 3-3 | 1-5 | 4-8 | 2001 | 1-2 | 3-3 | 4-5 | 2018 | 3-0 | 2-1 | 5-1 |
| 1968 | 4-5 | 4-5 | 8-10 | 1985 | 3-3 | 2-4 | 5-7 | 2002 | 4-2 | 3-0 | 7-2 | 2019 | 1-3 | 2-1 | 3-4 |
| 1969 | 3-3 | 3-3 | 6-6 | 1986 | 4-2 | 2-4 | 6-6 | 2003 | 1-2 | 0-6 | 1-8 | 2020 | 0-0 | 0-0 | 0-0 |
| 1970 | 3-3 | 2-4 | 5-7 | 1987 | 1-5 | 2-4 | 3-9 | 2004 | 4-2 | 2-1 | 6-3 | 2021 | 3-0 | 1-2 | 4-2 |
| 1971 | 3-3 | 2-4 | 5-7 | 1988 | 4-2 | 3-3 | 7-5 | 2005 | 2-1 | 2-1 | 4-2 | 2022 | 1-2 | 0-4 | 1-6 |
| 1972 | 4-2 | 2-4 | 6-6 | 1989 | 4-2 | 2-4 | 6-6 | 2006 | 5-1 | 1-3 | 6-4 | 2023 | 0-3 | 2-2 | 2-5 |
| 1973 | 3-3 | 3-3 | 6-6 | 1990 | 3-3 | 2-4 | 5-7 | 2007 | 3-1 | 4-2 | 7-3 | 2024 | 1-2 | 1-2 | 2-4 |
| 1974 | 3-3 | 2-4 | 5-7 | 1991 | 3-3 | 3-3 | 6-6 | 2008 | 4-2 | 2-1 | 6-3 | TOTALS | | | 176-177 143-202 319-379 |
| 1975 | 2-4 | 4-2 | 6-6 | 1992 | 2-4 | 2-4 | 4-8 | 2009 | 3-1 | 5-1 | 8-2 | | | | |
| 1976 | 2-4 | 2-4 | 4-8 | 1993 | 3-3 | 2-4 | 5-7 | 2010 | 0-3 | 0-3 | 0-6 | | | | |
| 1977 | 5-0 | 1-5 | 6-5 | 1994 | 1-5 | 3-3 | 4-8 | 2011 | 3-0 | 3-3 | 6-3 | | | | |



BOSTON RED SOX

MLB

BOSTON RED SOX

American League East



Manager: Alex Cora

Fenway Park

4 Jersey Street

Boston, MA 02215

Seating Capacity: 37,555

2024 Record: 81-81, 3rd in A.L. East

WIN-LOSS RECORDS AT STADIUMS

| | | | | | |
|-----------------|--------|------|-------------|-----------|------|
| Wrigley Field | 5-4 | .556 | Fenway Park | 143-203-1 | .412 |
| Dodger Stadium | 24-12 | .667 | | | |
| Anaheim Stadium | 100-97 | .508 | | | |
| Angel Stadium | 49-48 | .505 | | | |

MISCELLANEOUS RECORDS

| | |
|------------------------|---|
| Most Runs, Game | By Angels — 21 (21-2, July 2, 2016 at Fenway Park) By Boston — 17, twice (last, 17-8, May 3, 2010 at Fenway Park) |
| Widest Margin Victory | By Angels — 19 Runs (21-2, July 2, 2016 at Fenway Park) By Boston — 12 Runs (16-4, July 21, 1984 at Anaheim Stadium) |
| Longest Winning Streak | By Angels — 9, twice (Apr. 23, 2008-Apr. 10, 2009 & May 4, 2011-June 8, 2013) By Boston — 10 (July 19, 1993-July 4, 1994) |
| Attendance High | At Angel Stadium: 44,822, Apr. 17, 2018 At Anaheim Stadium: 64,223, Oct. 11 & 12, 1986 (ALCS Games 4 & 5) At Fenway Park: 40,025, Apr. 23, 2011 |

ALL-TIME SERIES RESULTS

(ANGELS LISTED FIRST)

| Year | Home | Road | Totals | Year | Home | Road | Totals | Year | Home | Road | Totals | Year | Home | Road | Totals |
|------|------|-------|--------|------|------|------|--------|------|------|------|--------|--------|---------|-----------|-----------|
| 1961 | 5-4 | 2-7-1 | 7-11-1 | 1978 | 2-4 | 0-5 | 2-9 | 1995 | 1-6 | 2-5 | 3-11 | 2012 | 3-0 | 3-0 | 6-0 |
| 1962 | 4-5 | 8-1 | 12-6 | 1979 | 4-2 | 3-3 | 7-5 | 1996 | 2-4 | 2-4 | 4-8 | 2013 | 2-1 | 1-2 | 3-3 |
| 1963 | 5-4 | 3-5 | 8-9 | 1980 | 0-6 | 3-3 | 3-9 | 1997 | 3-2 | 3-3 | 6-5 | 2014 | 1-2 | 4-0 | 5-2 |
| 1964 | 7-2 | 2-7 | 9-9 | 1981 | 3-0 | 1-2 | 4-2 | 1998 | 3-3 | 3-2 | 6-5 | 2015 | 4-0 | 1-2 | 5-2 |
| 1965 | 8-1 | 5-4 | 13-5 | 1982 | 2-4 | 3-3 | 5-7 | 1999 | 1-3 | 0-6 | 1-9 | 2016 | 2-2 | 1-2 | 3-4 |
| 1966 | 5-4 | 4-5 | 9-9 | 1983 | 2-4 | 4-2 | 6-6 | 2000 | 4-2 | 1-2 | 5-4 | 2017 | 2-1 | 2-1 | 4-2 |
| 1967 | 7-2 | 1-8 | 8-10 | 1984 | 1-5 | 2-4 | 3-9 | 2001 | 1-3 | 3-0 | 4-3 | 2018 | 0-3 | 0-3 | 0-6 |
| 1968 | 5-4 | 4-5 | 9-9 | 1985 | 5-1 | 2-4 | 7-5 | 2002 | 1-2 | 2-2 | 3-4 | 2019 | 1-2 | 2-2 | 3-4 |
| 1969 | 2-4 | 2-4 | 4-8 | 1986 | 4-2 | 3-3 | 7-5 | 2003 | 1-2 | 2-4 | 3-6 | 2020 | 0-0 | 0-0 | 0-0 |
| 1970 | 4-2 | 3-3 | 7-5 | 1987 | 5-1 | 3-3 | 8-4 | 2004 | 4-2 | 0-3 | 4-5 | 2021 | 2-1 | 1-2 | 3-3 |
| 1971 | 3-3 | 3-3 | 6-6 | 1988 | 2-4 | 2-4 | 4-8 | 2005 | 2-2 | 2-4 | 4-6 | 2022 | 1-4 | 2-1 | 3-5 |
| 1972 | 3-3 | 1-5 | 4-8 | 1989 | 5-1 | 3-3 | 8-4 | 2006 | 1-2 | 2-1 | 3-3 | 2023 | 3-0 | 1-3 | 4-3 |
| 1973 | 3-3 | 2-4 | 5-7 | 1990 | 2-4 | 3-3 | 5-7 | 2007 | 2-1 | 2-5 | 4-6 | 2024 | 1-2 | 1-2 | 2-4 |
| 1974 | 3-3 | 5-1 | 8-4 | 1991 | 6-0 | 2-4 | 8-4 | 2008 | 3-0 | 5-1 | 8-1 | TOTALS | 178-161 | 143-203-1 | 321-365-1 |
| 1975 | 3-3 | 3-3 | 6-6 | 1992 | 1-5 | 3-3 | 4-8 | 2009 | 4-2 | 1-2 | 5-4 | | | | |
| 1976 | 3-3 | 2-4 | 5-7 | 1993 | 5-1 | 0-6 | 5-7 | 2010 | 0-3 | 1-6 | 1-9 | | | | |
| 1977 | 1-4 | 2-3 | 3-7 | 1994 | 3-3 | 2-4 | 5-7 | 2011 | 2-2 | 0-4 | 2-6 | | | | |



CHICAGO WHITE SOX

American League Central



Rate Field

333 W. 35th Street

Chicago, IL 60616

Seating Capacity: 40,615

2024 Record: 41-121, 5th in A.L. Central

Manager: Will Venable

WIN-LOSS RECORDS AT STADIUMS

Wrigley Field 6-3 .667
 Dodger Stadium 17-19 .472
 Anaheim Stadium 124-112 .252
 Angel Stadium 66-41 .617

Comiskey Park 110-125-1 .468
 *County Stadium 1-1 .500
 Rate Field 69-76 .476

*May 15, 1968 and Apr. 23, 1969

MISCELLANEOUS RECORDS

Most Runs, Game

By Angels — 19 (19-0, May 10, 2002 at Angel Stadium)

By Chicago — 17, twice (last, 17-3, May 25, 2009 at Angel Stadium)

Widest Margin Victory

By Angels — 19 Runs (19-0, May 10, 2002 at Angel Stadium)

By Chicago — 15 Runs (17-2, May 31, 1978 at Comiskey Park)

Longest Winning Streak

By Angels — 8 (May 19-Aug. 15, 1995)

By Chicago — 10, twice (last, June 15, 1983-June 4, 1984)

Attendance High

At Angel Stadium: 44,135, Apr. 30, 2006

At Anaheim Stadium: 49,567, June 20, 1982

At Comiskey Park: 50,892, June 13, 1982

At Rate Field: 42,535, Aug. 7, 1993

ALL-TIME SERIES RESULTS

(ANGELS LISTED FIRST)

| Year | Home | Road | Totals | Year | Home | Road | Totals | Year | Home | Road | Totals | Year | Home | Road | Totals |
|------|------|-------|--------|------|------|------|--------|------|------|------|--------|------------------------------------|------|------|--------|
| 1961 | 6-3 | 2-7 | 8-10 | 1978 | 5-2 | 3-5 | 8-7 | 1995 | 5-1 | 5-1 | 10-2 | 2012 | 4-1 | 1-2 | 5-3 |
| 1962 | 3-6 | 5-4 | 8-10 | 1979 | 6-1 | 3-3 | 9-4 | 1996 | 5-1 | 1-5 | 6-6 | 2013 | 2-2 | 2-1 | 4-3 |
| 1963 | 4-5 | 4-5 | 8-10 | 1980 | 0-6 | 3-4 | 3-10 | 1997 | 5-1 | 1-4 | 6-5 | 2014 | 3-0 | 2-1 | 5-1 |
| 1964 | 4-5 | 4-5 | 8-10 | 1981 | 3-4 | 3-3 | 6-7 | 1998 | 3-3 | 2-3 | 5-6 | 2015 | 3-1 | 0-3 | 3-4 |
| 1965 | 6-3 | 0-9 | 6-12 | 1982 | 3-3 | 5-2 | 8-5 | 1999 | 4-2 | 1-3 | 5-5 | 2016 | 3-0 | 2-2 | 5-2 |
| 1966 | 3-6 | 5-4 | 8-10 | 1983 | 2-5 | 1-5 | 3-10 | 2000 | 2-2 | 2-4 | 4-6 | 2017 | 3-0 | 1-3 | 4-3 |
| 1967 | 5-4 | 2-7 | 7-11 | 1984 | 5-1 | 3-4 | 8-5 | 2001 | 5-1 | 1-2 | 6-3 | 2018 | 2-2 | 3-0 | 5-2 |
| 1968 | 2-7 | 6-3 | 8-10 | 1985 | 3-4 | 5-1 | 8-5 | 2002 | 3-0 | 3-3 | 6-3 | 2019 | 3-1 | 2-1 | 5-2 |
| 1969 | 5-4 | 4-5 | 9-9 | 1986 | 3-3 | 4-3 | 7-6 | 2003 | 3-1 | 0-3 | 3-4 | 2020 | 0-0 | 0-0 | 0-0 |
| 1970 | 7-2 | 5-4 | 12-6 | 1987 | 5-2 | 3-3 | 8-5 | 2004 | 2-1 | 3-3 | 5-4 | 2021 | 3-1 | 2-1 | 5-2 |
| 1971 | 3-6 | 5-4 | 8-10 | 1988 | 4-2 | 5-2 | 9-4 | 2005 | 2-2 | 4-2 | 6-4 | 2022 | 2-1 | 2-2 | 4-3 |
| 1972 | 5-4 | 2-7 | 7-11 | 1989 | 4-3 | 4-2 | 8-5 | 2006 | 1-5 | 2-1 | 3-6 | 2023 | 2-2 | 2-1 | 4-3 |
| 1973 | 6-3 | 2-7 | 8-10 | 1990 | 1-5 | 4-3 | 5-8 | 2007 | 1-2 | 3-3 | 4-5 | 2024 | 2-1 | 0-3 | 2-4 |
| 1974 | 5-4 | 5-4-4 | 10-8-1 | 1991 | 4-3 | 4-2 | 8-5 | 2008 | 2-2 | 3-3 | 5-5 | TOTALS 213-175 180-202-1 393-377-1 | | | |
| 1975 | 4-5 | 5-4 | 9-9 | 1992 | 1-5 | 2-5 | 3-10 | 2009 | 3-3 | 1-2 | 4-5 | | | | |
| 1976 | 5-4 | 6-3 | 11-7 | 1993 | 3-4 | 4-2 | 7-6 | 2010 | 0-3 | 2-4 | 2-7 | | | | |
| 1977 | 5-3 | 3-4 | 8-7 | 1994 | 2-4 | 3-1 | 5-5 | 2011 | 3-2 | 3-0 | 6-2 | | | | |



CLEVELAND GUARDIANS

American League Central



Manager: Stephen Vogt

Progressive Field

2401 Ontario Street

Cleveland, OH 44115

Seating Capacity: 34,830

2024 Record: 92-69, 1st in A.L. Central

WIN-LOSS RECORDS AT STADIUMS

| | | | | | |
|-----------------|--------|------|-----------------------|---------|-------------------------------------|
| Wrigley Field | 5-4 | .556 | Cleveland Stadium | 112-105 | .516 |
| Dodger Stadium | 19-17 | .528 | Progressive Field | 43-68 | .387 |
| Anaheim Stadium | 105-88 | .544 | *Miller Park | 1-2 | .333 |
| Angel Stadium | 53-54 | .495 | Historic Bowman Field | 0-1 | .000 <i>(Little League Classic)</i> |

**Series on Apr. 10-12, 2007 moved to Milwaukee due to snow Cleveland*

MISCELLANEOUS RECORDS

| | |
|------------------------|--|
| Most Runs, Game | By Angels — 21 (21-2, Apr. 30, 2002 at Jacobs Field) By Cleveland — 15 (15-3, Apr. 11, 1997 at Jacobs Field) |
| Widest Margin Victory | By Angels — 19 Runs (21-2, Apr. 30, 2002 at Jacobs Field) By Cleveland — 13 Runs (14-1, Aug. 29, 1970 at Cleveland Stadium) |
| Longest Winning Streak | By Angels — 7, 3 times (last, Aug. 18, 2002-Aug. 8, 2003) By Cleveland — 12 (June 12, 2016 - Apr. 2, 2018) |
| Attendance High | At Angel Stadium: 44,020, July 18, 2006 At Anaheim Stadium: 52,329, July 4, 1993 At Progressive Field: 43,399, Sept. 1, 1999 |

ALL-TIME SERIES RESULTS

(ANGELS LISTED FIRST)

| Year | Home | Road | Totals | Year | Home | Road | Totals | Year | Home | Road | Totals | Year | Home | Road | Totals |
|------|------|------|--------|------|------|------|--------|------|------|------|--------|--------|---------|---------|---------|
| 1961 | 5-4 | 3-6 | 8-10 | 1978 | 4-1 | 2-3 | 6-4 | 1995 | 2-1 | 1-1 | 3-2 | 2012 | 2-1 | 2-4 | 4-5 |
| 1962 | 4-5 | 5-4 | 9-9 | 1979 | 2-4 | 4-2 | 6-6 | 1996 | 3-3 | 1-6 | 4-9 | 2013 | 0-3 | 2-1 | 2-4 |
| 1963 | 4-5 | 4-5 | 8-10 | 1980 | 3-3 | 1-3 | 4-6 | 1997 | 2-3 | 5-1 | 7-4 | 2014 | 3-0 | 2-2 | 5-2 |
| 1964 | 5-4 | 4-5 | 9-9 | 1981 | 5-1 | 2-4 | 7-5 | 1998 | 2-4 | 2-3 | 4-7 | 2015 | 2-1 | 0-3 | 2-4 |
| 1965 | 6-3 | 3-6 | 9-9 | 1982 | 5-4 | 3-3 | 8-4 | 1999 | 1-5 | 0-4 | 1-9 | 2016 | 1-2 | 0-4 | 1-6 |
| 1966 | 6-3 | 4-5 | 10-8 | 1983 | 3-3 | 5-1 | 8-4 | 2000 | 2-1 | 1-5 | 3-6 | 2017 | 0-3 | 0-3 | 0-6 |
| 1967 | 7-2 | 7-2 | 14-4 | 1984 | 3-3 | 5-1 | 8-4 | 2001 | 1-2 | 4-2 | 5-4 | 2018 | 2-1 | 1-2 | 3-3 |
| 1968 | 2-7 | 5-4 | 7-11 | 1985 | 5-1 | 3-3 | 8-4 | 2002 | 3-3 | 3-0 | 6-3 | 2019 | 0-3 | 0-3 | 0-6 |
| 1969 | 5-1 | 3-3 | 8-4 | 1986 | 3-4 | 3-2 | 6-6 | 2003 | 3-0 | 3-3 | 6-3 | 2020 | 0-0 | 0-0 | 0-0 |
| 1970 | 4-2 | 2-4 | 6-6 | 1987 | 4-2 | 3-3 | 7-5 | 2004 | 1-5 | 3-0 | 4-5 | 2021 | 1-2 | 0-3 | 1-5 |
| 1971 | 4-2 | 4-2 | 8-4 | 1988 | 3-3 | 5-1 | 8-4 | 2005 | 3-2 | 2-1 | 5-3 | 2022 | 4-0 | 0-3 | 4-3 |
| 1972 | 4-2 | 4-2 | 8-4 | 1989 | 4-2 | 1-5 | 5-7 | 2006 | 2-1 | 3-3 | 5-4 | 2023 | 3-1 | 1-2 | 4-3 |
| 1973 | 2-4 | 3-3 | 5-7 | 1990 | 3-3 | 4-2 | 7-5 | 2007 | 4-3 | 1-2 | 5-4 | 2024 | 0-3 | 1-2 | 1-5 |
| 1974 | 0-6 | 3-3 | 3-9 | 1991 | 2-4 | 5-1 | 7-5 | 2008 | 4-2 | 1-2 | 5-4 | TOTALS | 182-163 | 156-176 | 338-339 |
| 1975 | 0-6 | 3-3 | 3-9 | 1992 | 3-3 | 3-3 | 6-6 | 2009 | 2-1 | 2-1 | 4-2 | | | | |
| 1976 | 5-1 | 2-4 | 7-5 | 1993 | 4-2 | 1-5 | 5-7 | 2010 | 3-3 | 1-2 | 4-5 | | | | |
| 1977 | 3-2 | 3-2 | 6-4 | 1994 | 0-3 | 0-2 | 0-5 | 2011 | 4-2 | 2-1 | 6-3 | | | | |



DETROIT TIGERS

American League Central



Manager: A.J. Hinch

Comerica Park

2100 Woodward Avenue
Detroit, MI 48201

Seating Capacity: 41,083

2024 Record: 86-76, 3rd in A.L. Central

WIN-LOSS RECORDS AT STADIUMS

Wrigley Field 3-6 .333
Dodger Stadium 17-19 .472
Anaheim Stadium 94-97 .492
Angel Stadium 72-33 .686

Tiger Stadium 102-146 .411
Comerica Park 51-40 .567

MISCELLANEOUS RECORDS

| | |
|------------------------|--|
| Most Runs, Game | By Angels — 15 (15-1, May 9, 1981 at Anaheim Stadium) By Detroit — 15, three times (last, 15-2, May 12, 1987 at Tiger Stadium) |
| Widest Margin Victory | By Angels — 14 Runs (15-1, May 9, 1981 at Anaheim Stadium) By Detroit — 13 Runs (15-2, May 12, 1987 at Tiger Stadium) |
| Longest Winning Streak | By Angels — 14 (May 8, 2002-Aug. 23, 2003) By Detroit — 11 (June 17, 1979-May 30, 1980) |
| Attendance High | At Angel Stadium: 44,311, May 12, 2017 At Anaheim Stadium: 59,502, June 8, 1991 At Tiger Stadium: 52,682, June 14, 1970 At Comerica Park: 42,068, Apr. 26, 2008 |

ALL-TIME SERIES RESULTS

(ANGELS LISTED FIRST)

| Year | Home | Road | Totals | Year | Home | Road | Totals | Year | Home | Road | Totals | Year | Home | Road | Totals |
|------|------|------|--------|------|------|------|--------|------|------|------|--------|--------------------------------|------|------|--------|
| 1961 | 3-6 | 1-8 | 4-14 | 1978 | 1-4 | 3-3 | 4-7 | 1995 | 2-2 | 4-0 | 6-2 | 2012 | 3-0 | 2-5 | 5-5 |
| 1962 | 4-5 | 3-6 | 7-11 | 1979 | 2-4 | 2-4 | 4-8 | 1996 | 5-1 | 1-5 | 6-6 | 2013 | 3-0 | 3-0 | 6-0 |
| 1963 | 3-6 | 3-6 | 6-12 | 1980 | 1-5 | 4-2 | 5-7 | 1997 | 4-1 | 1-5 | 5-6 | 2014 | 3-1 | 1-2 | 4-3 |
| 1964 | 5-4 | 3-6 | 8-10 | 1981 | 2-1 | 1-2 | 3-3 | 1998 | 4-1 | 4-2 | 8-3 | 2015 | 4-0 | 2-1 | 6-1 |
| 1965 | 5-4 | 3-6 | 8-10 | 1982 | 2-4 | 3-3 | 5-7 | 1999 | 2-2 | 3-3 | 5-5 | 2016 | 2-1 | 2-1 | 4-2 |
| 1966 | 3-6 | 6-3 | 9-9 | 1983 | 2-4 | 2-4 | 4-8 | 2000 | 3-3 | 2-2 | 5-5 | 2017 | 2-2 | 2-1 | 4-3 |
| 1967 | 5-4 | 3-6 | 8-10 | 1984 | 1-5 | 3-3 | 4-8 | 2001 | 2-1 | 3-3 | 5-4 | 2018 | 3-0 | 1-3 | 4-3 |
| 1968 | 3-6 | 2-7 | 5-13 | 1985 | 4-2 | 4-2 | 8-4 | 2002 | 5-1 | 3-0 | 8-1 | 2019 | 1-2 | 2-1 | 3-3 |
| 1969 | 4-2 | 1-5 | 5-7 | 1986 | 4-2 | 3-3 | 7-5 | 2003 | 3-0 | 3-1 | 6-1 | 2020 | 0-0 | 0-0 | 0-0 |
| 1970 | 2-4 | 4-2 | 6-6 | 1987 | 2-4 | 1-5 | 3-9 | 2004 | 5-1 | 2-1 | 7-2 | 2021 | 3-1 | 3-0 | 6-1 |
| 1971 | 4-2 | 2-4 | 6-6 | 1988 | 3-3 | 2-4 | 5-7 | 2005 | 4-3 | 2-1 | 6-4 | 2022 | 2-1 | 1-2 | 3-3 |
| 1972 | 3-3 | 2-4 | 5-7 | 1989 | 6-0 | 5-1 | 11-1 | 2006 | 2-1 | 3-2 | 5-3 | 2023 | 0-3 | 3-0 | 3-3 |
| 1973 | 4-2 | 3-3 | 7-5 | 1990 | 3-3 | 2-4 | 5-7 | 2007 | 4-1 | 1-2 | 5-3 | 2024 | 3-1 | 1-2 | 4-3 |
| 1974 | 4-2 | 1-5 | 5-7 | 1991 | 3-3 | 2-4 | 5-7 | 2008 | 2-1 | 4-2 | 6-3 | TOTALS 186-155 153-186 339-341 | | | |
| 1975 | 3-3 | 3-2 | 6-5 | 1992 | 4-2 | 3-3 | 7-5 | 2009 | 3-3 | 1-2 | 4-5 | | | | |
| 1976 | 4-2 | 2-4 | 6-6 | 1993 | 2-4 | 2-4 | 4-8 | 2010 | 2-2 | 2-4 | 4-6 | | | | |
| 1977 | 1-4 | 3-2 | 4-6 | 1994 | 1-3 | 2-1 | 3-4 | 2011 | 2-1 | 2-2 | 4-3 | | | | |




HOUSTON ASTROS

MLB

HOUSTON ASTROS

American League West



Manager: Joe Espada

Daikin Park

501 Crawford Street

Houston, TX 77002

Seating Capacity: 41,160

2024 Record: 88-73, 1st in A.L. West

WIN-LOSS RECORDS AT STADIUMS

| | | | | | |
|-------------------------------|-------|------|-------------|-------|------|
| Angel Stadium | 44-64 | .407 | Daikin Park | 39-66 | .371 |
| *Estadio de Béisbol Monterrey | 0-2 | .000 | | | |

*MLB Mexico Series (May 4-5, 2019)

MISCELLANEOUS RECORDS

| | |
|------------------------|--|
| Most Runs, Game | By Angels — 14 (14-5, July 22, 2018 at Angel Stadium) By Houston — 16 (Apr. 24, 2021 at Minute Maid Park) |
| Widest Margin Victory | By Angels — 10 Runs (11-1, Apr. 4, 2014 at Minute Maid Park) By Houston — 14 Runs (16-2, Apr. 24, 2021 at Minute Maid Park) |
| Longest Winning Streak | By Angels — 6 (Aug. 25-Apr. 5, 2021) By Houston — 11 (May 28-July 24, 2016) |
| Attendance High | At Angel Stadium: 44,264, July 21, 2018 At Daikin Park: 43,264, Sept. 21, 2019 |

ALL-TIME SERIES RESULTS

(ANGELS LISTED FIRST)

| Year | Home | Road | Totals |
|---------------|--------------|--------------|---------------|
| 2004 | 0-0 | 1-2 | 1-2 |
| 2007 | 2-1 | 0-0 | 2-1 |
| 2013 | 3-7 | 6-3 | 9-10 |
| 2014 | 8-2 | 4-5 | 12-7 |
| 2015 | 6-4 | 3-6 | 9-10 |
| 2016 | 3-6 | 3-7 | 6-13 |
| 2017 | 3-6 | 4-6 | 7-12 |
| 2018 | 2-7 | 4-6 | 6-13 |
| 2019 | 3-7 | 2-7 | 5-14 |
| 2020 | 5-2 | 1-2 | 6-4 |
| 2021 | 3-6 | 3-7 | 6-13 |
| 2022 | 3-7 | 3-6 | 6-13 |
| 2023 | 2-4 | 2-5 | 4-9 |
| 2024 | 1-5 | 3-4 | 4-9 |
| TOTALS | 44-64 | 39-66 | 83-130 |



KANSAS CITY ROYALS

American League Central



Manager: Matt Quattraro

Kauffman Stadium

One Royal Way

Kansas City, MO 64129

Seating Capacity: 37,903

2024 Record: 86-76, 2nd in A.L. Central

WIN-LOSS RECORDS AT STADIUMS

Anaheim Stadium 91-116 .450
 Angel Stadium 62-42 .596

Municipal Stadium 19-14 .576
 Kauffman Stadium 143-130 .524

MISCELLANEOUS RECORDS

Most Runs, Game

By Angels — 21 (21-6, Aug. 25, 2004 at Angel Stadium)
 By Kansas City — 18 (18-3, Aug. 10, 1996 at Anaheim Stadium)

Widest Margin Victory

By Angels — 15 Runs, twice (last, 21-6, Aug. 25, 2004 at Angel Stadium)
 By Kansas City — 15 Runs (18-3, Aug. 10, 1996 at Anaheim Stadium)

Longest Winning Streak

By Angels — 9, twice (last, May 8-Sept. 6, 2009)
 By Kansas City — 12 (May 1-Sept. 12, 1975; 2nd Game)

Attendance High

At Angel Stadium: 44,741, Apr. 21, 2023
 At Anaheim Stadium: 63,132, July 4, 1983
 At Kauffman Stadium: 41,451, June 30, 1979

ALL-TIME SERIES RESULTS

(ANGELS LISTED FIRST)

| Year | Home | Road | Totals |
|------|------|------|--------|
| 1969 | 5-4 | 4-5 | 9-9 |
| 1970 | 5-4 | 5-4 | 10-8 |
| 1971 | 2-7 | 6-3 | 8-10 |
| 1972 | 5-4 | 4-2 | 9-6 |
| 1973 | 5-4 | 5-4 | 10-8 |
| 1974 | 3-6 | 5-4 | 8-10 |
| 1975 | 1-8 | 3-6 | 4-14 |
| 1976 | 4-5 | 4-5 | 8-10 |
| 1977 | 1-6 | 5-3 | 6-9 |
| 1978 | 6-2 | 3-4 | 9-6 |
| 1979 | 2-4 | 5-2 | 7-6 |
| 1980 | 3-4 | 2-4 | 5-8 |
| 1981 | 0-3 | 0-3 | 0-6 |
| 1982 | 6-1 | 1-5 | 7-6 |
| 1983 | 2-4 | 4-3 | 6-7 |
| 1984 | 3-4 | 3-3 | 6-7 |
| 1985 | 2-4 | 2-5 | 4-9 |
| 1986 | 5-2 | 3-3 | 8-5 |
| 1987 | 1-5 | 4-3 | 5-8 |

| Year | Home | Road | Totals |
|------|------|------|--------|
| 1988 | 1-6 | 4-2 | 5-8 |
| 1989 | 3-3 | 1-6 | 4-9 |
| 1990 | 3-4 | 4-2 | 7-6 |
| 1991 | 5-1 | 4-3 | 9-4 |
| 1992 | 5-2 | 3-3 | 8-5 |
| 1993 | 3-3 | 3-4 | 6-7 |
| 1994 | 5-2 | 1-2 | 6-4 |
| 1995 | 1-5 | 4-2 | 5-7 |
| 1996 | 1-6 | 3-2 | 4-8 |
| 1997 | 3-3 | 3-2 | 6-5 |
| 1998 | 2-3 | 4-2 | 6-5 |
| 1999 | 3-3 | 4-2 | 7-5 |
| 2000 | 4-2 | 2-4 | 6-6 |
| 2001 | 5-1 | 0-3 | 5-4 |
| 2002 | 3-0 | 3-3 | 6-3 |
| 2003 | 4-3 | 2-0 | 6-3 |
| 2004 | 3-0 | 4-0 | 7-0 |
| 2005 | 4-2 | 3-0 | 7-2 |
| 2006 | 3-1 | 4-2 | 7-3 |

| Year | Home | Road | Totals |
|---------------|----------------|----------------|----------------|
| 2007 | 0-3 | 2-2 | 2-5 |
| 2008 | 1-1 | 2-1 | 3-2 |
| 2009 | 3-0 | 6-1 | 9-1 |
| 2010 | 4-2 | 3-1 | 7-3 |
| 2011 | 1-2 | 2-5 | 3-7 |
| 2012 | 3-3 | 2-1 | 5-4 |
| 2013 | 1-2 | 4-0 | 5-2 |
| 2014 | 2-1 | 1-2 | 3-3 |
| 2015 | 0-3 | 1-3 | 1-6 |
| 2016 | 3-0 | 2-1 | 5-1 |
| 2017 | 1-3 | 0-3 | 1-6 |
| 2018 | 3-0 | 3-1 | 6-1 |
| 2019 | 2-1 | 2-1 | 4-2 |
| 2020 | 0-0 | 0-0 | 0-0 |
| 2021 | 3-0 | 1-2 | 4-2 |
| 2022 | 1-2 | 2-1 | 3-3 |
| 2023 | 2-1 | 2-1 | 4-2 |
| 2024 | 1-3 | 1-2 | 2-5 |
| TOTALS | 153-158 | 160-143 | 313-301 |



MINNESOTA TWINS

American League Central



Manager: Rocco Baldelli

Target Field

1 Twins Way

Minneapolis, MN 55403

Seating Capacity: 38,544

2024 Record: 82-80, 4th in A.L. Central

WIN-LOSS RECORDS AT STADIUMS

| | | |
|-----------------|---------|------|
| Wrigley Field | 5-4 | .556 |
| Dodger Stadium | 17-19 | .472 |
| Anaheim Stadium | 116-111 | .511 |
| Angel Stadium | 55-46 | .545 |

| | | |
|----------------------|-------|------|
| Metropolitan Stadium | 93-86 | .520 |
| The Metrodome | 78-72 | .520 |
| Target Field | 24-24 | .500 |

MISCELLANEOUS RECORDS

Most Runs, Game

By Angels — 17 (17-0, Apr. 23, 1980 at Metropolitan Stadium)
By Minnesota — 16, twice (last, 16-5, April 27, 2024; at Angel Stadium)

Widest Margin Victory

By Angels — 17 Runs (17-0, Apr. 23, 1980 at Metropolitan Stadium)
By Minnesota — 12 Runs (13-1, Apr. 20, 1990 at The Metrodome)

Longest Winning Streak

By Angels — 9 (June 24-July 22, 2015)
By Minnesota — 9 (Aug. 10, 1966-May 21, 1967)

Attendance High

At Angel Stadium: 44,478, Apr. 27, 2024
At Anaheim Stadium: 61,640, Apr. 17, 1982
At The Metrodome: 52,625, Oct. 1, 1988
At Target Field: 40,966, Aug. 21, 2010

ALL-TIME SERIES RESULTS

(ANGELS LISTED FIRST)

| Year | Home | Road | Totals | Year | Home | Road | Totals | Year | Home | Road | Totals | Year | Home | Road | Totals |
|------|------|------|--------|------|------|------|--------|------|------|------|--------|--------|---------|---------|---------|
| 1961 | 5-4 | 3-5 | 8-9 | 1978 | 6-2 | 6-1 | 12-3 | 1995 | 4-2 | 4-3 | 8-5 | 2012 | 3-0 | 3-3 | 6-3 |
| 1962 | 3-6 | 6-3 | 9-9 | 1979 | 4-2 | 5-2 | 9-4 | 1996 | 3-3 | 1-5 | 4-8 | 2013 | 1-2 | 0-3 | 1-5 |
| 1963 | 4-5 | 5-4 | 9-9 | 1980 | 5-2 | 2-4 | 7-6 | 1997 | 2-3 | 2-4 | 4-7 | 2014 | 3-0 | 4-0 | 7-0 |
| 1964 | 5-4 | 7-2 | 12-6 | 1981 | 1-1 | 2-2 | 3-3 | 1998 | 2-3 | 4-2 | 6-5 | 2015 | 2-1 | 3-1 | 5-2 |
| 1965 | 5-4 | 4-5 | 9-9 | 1982 | 4-3 | 3-3 | 7-6 | 1999 | 3-3 | 3-1 | 6-4 | 2016 | 2-1 | 0-3 | 2-4 |
| 1966 | 6-3 | 5-4 | 11-7 | 1983 | 1-5 | 5-2 | 6-7 | 2000 | 2-2 | 5-1 | 7-3 | 2017 | 1-3 | 1-2 | 2-5 |
| 1967 | 3-6 | 4-5 | 7-11 | 1984 | 2-5 | 2-4 | 4-9 | 2001 | 2-4 | 1-2 | 3-6 | 2018 | 2-2 | 2-1 | 4-3 |
| 1968 | 3-6 | 4-5 | 7-11 | 1985 | 4-2 | 5-2 | 9-4 | 2002 | 1-2 | 3-3 | 4-5 | 2019 | 0-3 | 1-2 | 1-5 |
| 1969 | 4-5 | 3-6 | 7-11 | 1986 | 4-3 | 3-3 | 7-6 | 2003 | 4-2 | 1-2 | 5-4 | 2020 | 0-0 | 0-0 | 0-0 |
| 1970 | 3-6 | 5-4 | 8-10 | 1987 | 4-2 | 4-3 | 8-5 | 2004 | 2-1 | 3-3 | 5-4 | 2021 | 2-1 | 3-1 | 5-2 |
| 1971 | 4-5 | 8-1 | 12-6 | 1988 | 2-5 | 2-4 | 4-9 | 2005 | 2-1 | 4-3 | 6-4 | 2022 | 2-1 | 2-1 | 4-2 |
| 1972 | 5-4 | 2-4 | 7-8 | 1989 | 5-1 | 6-1 | 11-2 | 2006 | 2-1 | 2-1 | 4-2 | 2023 | 2-1 | 1-2 | 3-3 |
| 1973 | 5-4 | 5-4 | 10-8 | 1990 | 6-1 | 3-3 | 9-4 | 2007 | 5-1 | 1-2 | 6-3 | 2024 | 0-3 | 1-2 | 1-5 |
| 1974 | 6-3 | 2-7 | 8-10 | 1991 | 3-3 | 5-2 | 8-5 | 2008 | 2-2 | 3-1 | 5-3 | TOTALS | 193-180 | 195-182 | 388-362 |
| 1975 | 4-5 | 4-5 | 8-10 | 1992 | 1-6 | 1-5 | 2-11 | 2009 | 3-1 | 3-3 | 6-4 | | | | |
| 1976 | 3-6 | 5-4 | 8-10 | 1993 | 3-3 | 1-6 | 4-9 | 2010 | 1-3 | 1-2 | 2-5 | | | | |
| 1977 | 5-2 | 2-6 | 7-8 | 1994 | 1-2 | 2-1 | 3-3 | 2011 | 4-2 | 2-1 | 6-3 | | | | |



NEW YORK YANKEES

American League East



Manager: Aaron Boone

Yankee Stadium

One East 161st Street

Bronx, NY 10451

Seating Capacity: 46,537

2024 Record: 94-68, 1st in A.L. East (A.L. Champions)

WIN-LOSS RECORDS AT STADIUMS

| | | | | | |
|-----------------|--------|------|-------------------------------|-------|------|
| Wrigley Field | 6-3 | .667 | Yankee Stadium (1923-73) | 32-70 | .314 |
| Dodger Stadium | 15-21 | .417 | Shea Stadium | 4-9 | .308 |
| Anaheim Stadium | 104-96 | .520 | Yankee Stadium (1976-2008) | 77-96 | .445 |
| Angel Stadium | 56-46 | .549 | Yankee Stadium (2009-present) | 17-37 | .315 |

MISCELLANEOUS RECORDS

| | |
|------------------------|--|
| Most Runs, Game | By Angels — 18 (18-9, Aug. 21, 2007 at Angel Stadium) By New York — 17 (17-6, Aug. 20, 1996 at Yankee Stadium) |
| Widest Margin Victory | By Angels — 13 Runs (15-2, May 25, 1995 at Anaheim Stadium) By New York — 12 Runs, twice (last, July 8, 2007 at Yankee Stadium) |
| Longest Winning Streak | By Angels — 5, four times (last, Apr. 27-July 23, 2005) By New York — 7, twice (Aug. 23, 1980-May 4, 1981 & July 1, 2015-Aug. 20, 2016) |
| Attendance High | At Angel Stadium: 44,649, Apr. 28, 2018 At Anaheim Stadium: 61,066, May 17, 1985 At Yankee Stadium: 60,108, June 3, 1973 At New Yankee Stadium: 49,970, May 2, 2009 |

ALL-TIME SERIES RESULTS

(ANGELS LISTED FIRST)

| Year | Home | Road | Totals | Year | Home | Road | Totals | Year | Home | Road | Totals | Year | Home | Road | Totals |
|------|------|------|--------|------|------|------|--------|------|------|------|--------|---------------|------|------|--------------------------------|
| 1961 | 6-3 | 0-9 | 6-12 | 1978 | 3-2 | 2-3 | 5-5 | 1995 | 5-1 | 2-4 | 7-5 | 2012 | 2-1 | 2-4 | 4-5 |
| 1962 | 4-5 | 4-5 | 8-10 | 1979 | 5-1 | 2-4 | 7-5 | 1996 | 4-3 | 3-3 | 7-6 | 2013 | 2-1 | 1-3 | 3-4 |
| 1963 | 3-6 | 2-7 | 5-13 | 1980 | 2-4 | 0-6 | 2-10 | 1997 | 2-5 | 2-2 | 4-7 | 2014 | 1-2 | 1-2 | 2-4 |
| 1964 | 4-5 | 3-6 | 7-11 | 1981 | 2-2 | 0-0 | 2-2 | 1998 | 3-2 | 3-3 | 6-5 | 2015 | 2-1 | 0-3 | 2-4 |
| 1965 | 4-5 | 2-7 | 6-12 | 1982 | 4-2 | 3-3 | 7-5 | 1999 | 2-2 | 4-2 | 6-4 | 2016 | 1-2 | 0-4 | 1-6 |
| 1966 | 5-4 | 6-3 | 11-7 | 1983 | 4-2 | 1-5 | 5-7 | 2000 | 3-3 | 2-2 | 5-5 | 2017 | 2-1 | 2-1 | 4-2 |
| 1967 | 6-3 | 3-6 | 9-9 | 1984 | 4-2 | 4-2 | 8-4 | 2001 | 2-1 | 2-2 | 4-3 | 2018 | 0-3 | 1-2 | 1-5 |
| 1968 | 3-6 | 3-6 | 6-12 | 1985 | 2-4 | 1-5 | 3-9 | 2002 | 2-2 | 1-2 | 3-4 | 2019 | 1-3 | 1-2 | 2-5 |
| 1969 | 3-3 | 0-6 | 3-9 | 1986 | 4-2 | 3-3 | 7-5 | 2003 | 1-5 | 2-1 | 3-6 | 2020 | 0-0 | 0-0 | 0-0 |
| 1970 | 2-4 | 3-3 | 5-7 | 1987 | 1-5 | 2-4 | 3-9 | 2004 | 1-2 | 4-2 | 5-4 | 2021 | 2-1 | 2-2 | 4-3 |
| 1971 | 4-2 | 2-4 | 6-6 | 1988 | 3-3 | 3-3 | 6-6 | 2005 | 3-1 | 3-3 | 6-4 | 2022 | 2-1 | 0-3 | 2-4 |
| 1972 | 2-4 | 2-4 | 4-8 | 1989 | 5-1 | 1-5 | 6-6 | 2006 | 4-2 | 2-2 | 6-4 | 2023 | 3-0 | 1-2 | 4-2 |
| 1973 | 4-2 | 2-4 | 6-6 | 1990 | 3-3 | 3-3 | 6-6 | 2007 | 2-1 | 4-2 | 6-3 | 2024 | 1-2 | 2-1 | 3-3 |
| 1974 | 2-4 | 1-5 | 3-9 | 1991 | 2-4 | 4-2 | 6-6 | 2008 | 5-1 | 2-2 | 7-3 | TOTALS | | | 181-166 130-212 311-378 |
| 1975 | 4-2 | 3-3 | 7-5 | 1992 | 5-1 | 2-4 | 7-5 | 2009 | 4-2 | 1-3 | 5-5 | | | | |
| 1976 | 1-5 | 4-2 | 5-7 | 1993 | 4-2 | 2-4 | 6-6 | 2010 | 2-1 | 2-3 | 4-4 | | | | |
| 1977 | 3-3 | 1-4 | 4-7 | 1994 | 1-5 | 3-3 | 4-8 | 2011 | 3-3 | 1-2 | 4-5 | | | | |



SEATTLE MARINERS

MLB

SEATTLE MARINERS

American League West



Manager: Dan Wilson

T-Mobile Park

1250 First Ave S

Seattle, WA 98134

Seating Capacity: 47,480

2024 Record: 85-77, 2nd in A.L. West

WIN-LOSS RECORDS AT STADIUMS

Anaheim Stadium 76-56 .576
Angel Stadium 129-115 .529

The Kingdome 78-68 .534
T-Mobile Park 117-105 .527

MISCELLANEOUS RECORDS

Most Runs, Game

By Angels — 18 (18-3, May 21, 1997 at Anaheim Stadium)
By Seattle — 21 (21-9, Sept. 30, 2000 at Angel Stadium)

Widest Margin Victory

By Angels — 15 Runs (18-3, May 21, 1997 at Anaheim Stadium)
By Seattle — 14 Runs (14-0, Aug. 7, 1987 at The Kingdome)

Longest Winning Streak

By Angels — 8, twice (last, May 29-July 17, 2010)
By Seattle — 8 (Oct. 2, 2001-Apr. 23, 2002)

Attendance High

At Angel Stadium: 44,644, July 1, 2017
At Anaheim Stadium: 59,860, Apr. 21, 1985
At The Kingdome: 57,762, Apr. 6, 1977
At T-Mobile Park: 46,142, Apr. 6, 2004

ALL-TIME SERIES RESULTS

(ANGELS LISTED FIRST)

| Year | Home | Road | Totals |
|------|------|------|--------|
| 1977 | 3-4 | 6-2 | 9-6 |
| 1978 | 5-3 | 4-3 | 9-6 |
| 1979 | 3-3 | 4-3 | 7-6 |
| 1980 | 6-1 | 5-1 | 11-2 |
| 1981 | 2-1 | 4-3 | 6-4 |
| 1982 | 6-1 | 4-2 | 10-3 |
| 1983 | 4-2 | 2-5 | 6-7 |
| 1984 | 5-2 | 4-2 | 9-4 |
| 1985 | 3-1 | 6-3 | 9-4 |
| 1986 | 6-1 | 2-4 | 8-5 |
| 1987 | 4-2 | 3-4 | 7-6 |
| 1988 | 2-5 | 4-2 | 6-7 |
| 1989 | 3-3 | 4-3 | 7-6 |
| 1990 | 4-3 | 1-5 | 5-8 |
| 1991 | 1-5 | 5-2 | 6-7 |
| 1992 | 3-4 | 4-2 | 7-6 |
| 1993 | 3-3 | 3-4 | 6-7 |

| Year | Home | Road | Totals |
|------|------|------|--------|
| 1994 | 1-5 | 1-2 | 2-7 |
| 1995 | 4-2 | 3-4 | 7-6 |
| 1996 | 4-3 | 1-5 | 5-8 |
| 1997 | 4-2 | 2-4 | 6-6 |
| 1998 | 5-1 | 4-2 | 9-3 |
| 1999 | 3-3 | 3-3 | 6-6 |
| 2000 | 3-4 | 2-4 | 5-8 |
| 2001 | 1-8 | 3-7 | 4-15 |
| 2002 | 5-5 | 4-5 | 9-10 |
| 2003 | 4-5 | 4-6 | 8-11 |
| 2004 | 6-4 | 7-3 | 13-7 |
| 2005 | 3-6 | 6-3 | 9-9 |
| 2006 | 5-5 | 5-4 | 10-9 |
| 2007 | 7-3 | 6-3 | 13-6 |
| 2008 | 7-2 | 7-3 | 14-5 |
| 2009 | 5-4 | 5-5 | 10-9 |
| 2010 | 8-2 | 7-2 | 15-4 |

| Year | Home | Road | Totals |
|--------|---------|---------|---------|
| 2011 | 8-2 | 4-5 | 12-7 |
| 2012 | 4-5 | 7-3 | 11-8 |
| 2013 | 7-2 | 4-6 | 11-8 |
| 2014 | 4-6 | 3-6 | 7-12 |
| 2015 | 7-2 | 5-5 | 12-7 |
| 2016 | 3-7 | 5-4 | 8-11 |
| 2017 | 6-3 | 6-4 | 12-7 |
| 2018 | 5-5 | 3-6 | 8-11 |
| 2019 | 5-5 | 5-4 | 10-9 |
| 2020 | 3-4 | 2-1 | 5-5 |
| 2021 | 4-6 | 4-5 | 8-11 |
| 2022 | 4-6 | 6-3 | 10-9 |
| 2023 | 2-5 | 3-3 | 5-8 |
| 2024 | 5-2 | 3-3 | 8-5 |
| TOTALS | 205-168 | 195-173 | 400-341 |



TAMPA BAY RAYS

American League East



Manager: Kevin Cash

George M. Steinbrenner Field (2025 season)

1 Steinbrenner Dr

Tampa, Florida 33614

Seating Capacity: 11,026

2024 Record: 80-82, 4th in A.L. East

WIN-LOSS RECORDS AT STADIUMS

| | | | | | |
|---------------|-------|------|-----------------|-------|------|
| Angel Stadium | 56-51 | .528 | Tropicana Field | 53-52 | .505 |
|---------------|-------|------|-----------------|-------|------|

MISCELLANEOUS RECORDS

| | |
|------------------------|--|
| Most Runs, Game | By Angels — 15 (15-6, July 26, 2006 at Tropicana Field) By Tampa Bay — 18 (18-4, August 19, 2023 (Game 2) at Angel Stadium) |
| Widest Margin Victory | By Angels — 12 Runs (12-0, May 10, 2022 at Angel Stadium) By Tampa Bay — 14 Runs, (August 19, 2023 (Game 2) at Angel Stadium) |
| Longest Winning Streak | By Angels — 6 (June 6-July 24, 2006) By Tampa Bay — 6, four times (last, May 5, 2022-Aug. 18, 2023) |
| Attendance High | At Angel Stadium: 44,125, July 15, 2006 At Tropicana Field: 33,395, Apr. 25, 1998 |

ALL-TIME SERIES RESULTS

(ANGELS LISTED FIRST)

| Year | Home | Road | Totals | Year | Home | Road | Totals |
|------|------|------|--------|--------|-------|-------|---------|
| 1998 | 2-4 | 4-1 | 6-5 | 2012 | 1-6 | 0-3 | 1-9 |
| 2000 | 4-2 | 3-3 | 7-5 | 2013 | 2-2 | 2-1 | 4-3 |
| 2000 | 4-2 | 2-4 | 6-6 | 2014 | 3-1 | 2-1 | 5-2 |
| 2001 | 2-1 | 5-1 | 7-2 | 2015 | 1-2 | 2-1 | 3-3 |
| 2002 | 5-1 | 3-0 | 8-1 | 2016 | 0-3 | 3-1 | 3-4 |
| 2003 | 2-1 | 4-2 | 6-3 | 2017 | 1-2 | 2-2 | 3-4 |
| 2004 | 4-0 | 2-1 | 6-1 | 2018 | 1-3 | 0-3 | 1-6 |
| 2005 | 4-2 | 0-3 | 4-5 | 2019 | 1-2 | 2-2 | 3-4 |
| 2006 | 3-0 | 4-2 | 7-2 | 2020 | 0-0 | 0-0 | 0-0 |
| 2007 | 5-0 | 1-2 | 6-2 | 2021 | 0-4 | 1-2 | 1-6 |
| 2008 | 2-1 | 1-5 | 3-6 | 2022 | 2-1 | 0-4 | 2-5 |
| 2009 | 3-0 | 1-2 | 4-2 | 2023 | 1-2 | 1-2 | 2-4 |
| 2010 | 2-4 | 2-1 | 4-5 | 2024 | 1-2 | 2-2 | 3-4 |
| 2011 | 0-3 | 4-1 | 4-4 | TOTALS | 56-51 | 53-52 | 109-103 |



TEXAS RANGERS

MLB

TEXAS RANGERS

American League West



Manager: Bruce Bochy

Globe Life Field

734 Stadium Drive

Arlington, TX 76011

Seating Capacity: 40,518

2024 Record: 78-84, 3rd in A.L. West

WIN-LOSS RECORDS AT STADIUMS

Anaheim Stadium 101-74 .577
 Angel Stadium 119-103 .536

Arlington Stadium 72-82 .468
 Globe Life Park 103-113 .477
 Globe Life Field 18-22 .450

MISCELLANEOUS RECORDS

Most Runs, Game

By Angels — 20 (20-4, June 29, 1995 at The Ballpark in Arlington)
 By Texas — 18, three times (last, 18-5, June 30, 2005 at Ameriquest Field)

Widest Margin Victory

By Angels — 16 Runs (20-4, June 29, 1995 at The Ballpark in Arlington)
 By Texas — 16 Runs (18-2, June 17, 1993 at Anaheim Stadium)

Longest Winning Streak

By Angels — 9, twice (last, June 20-Aug. 16, 2014)
 By Texas — 7, twice (last, Apr. 24-Aug. 7, 2013)

Attendance High

At Angel Stadium: 44,603, June 2, 2018
 At Anaheim Stadium: 62,390, July 4, 1989
 At Globe Life Park: 50,370, Apr. 9, 2004
 At Globe Life Field: 37,922, May 17, 2024

ALL-TIME SERIES RESULTS

(ANGELS LISTED FIRST)

| Year | Home | Road | Totals | Year | Home | Road | Totals | Year | Home | Road | Totals |
|------|------|------|--------|------|------|------|--------|------------|------|------|-------------------------|
| 1972 | 6-2 | 4-5 | 10-7 | 1990 | 4-2 | 4-3 | 8-5 | 2008 | 5-5 | 7-2 | 12-7 |
| 1973 | 7-2 | 4-5 | 11-7 | 1991 | 3-4 | 2-4 | 5-8 | 2009 | 5-5 | 3-6 | 8-11 |
| 1974 | 5-4 | 4-5 | 9-9 | 1992 | 4-2 | 5-2 | 9-4 | 2010 | 6-3 | 3-7 | 9-10 |
| 1975 | 5-4 | 4-5 | 9-9 | 1993 | 4-3 | 2-4 | 6-7 | 2011 | 3-7 | 4-5 | 7-12 |
| 1976 | 6-3 | 6-3 | 12-6 | 1994 | 2-1 | 4-3 | 6-4 | 2012 | 5-4 | 5-5 | 10-9 |
| 1977 | 4-4 | 1-6 | 5-10 | 1995 | 4-3 | 2-4 | 6-7 | 2013 | 3-6 | 1-9 | 4-15 |
| 1978 | 4-3 | 1-7 | 5-10 | 1996 | 2-4 | 2-5 | 4-9 | 2014 | 5-4 | 9-1 | 14-5 |
| 1979 | 4-3 | 1-5 | 5-8 | 1997 | 3-3 | 5-1 | 8-4 | 2015 | 5-4 | 7-3 | 12-7 |
| 1980 | 5-1 | 6-1 | 11-2 | 1998 | 2-4 | 3-3 | 5-7 | 2016 | 6-4 | 3-6 | 9-10 |
| 1981 | 1-2 | 1-2 | 2-4 | 1999 | 3-3 | 3-3 | 6-6 | 2017 | 4-6 | 4-5 | 8-11 |
| 1982 | 5-1 | 3-4 | 8-5 | 2000 | 3-3 | 4-2 | 7-5 | 2018 | 7-2 | 6-4 | 13-6 |
| 1983 | 3-4 | 3-3 | 6-7 | 2001 | 5-5 | 2-7 | 7-12 | 2019 | 6-3 | 3-7 | 9-10 |
| 1984 | 1-5 | 4-3 | 5-8 | 2002 | 7-2 | 5-5 | 12-7 | 2020 | 3-1 | 1-5 | 4-6 |
| 1985 | 5-2 | 4-2 | 9-4 | 2003 | 6-4 | 3-6 | 9-10 | 2021 | 5-4 | 6-4 | 11-8 |
| 1986 | 4-2 | 4-3 | 8-5 | 2004 | 4-5 | 5-5 | 9-10 | 2022 | 5-4 | 4-6 | 9-10 |
| 1987 | 2-5 | 3-3 | 5-8 | 2005 | 8-1 | 7-3 | 15-4 | 2023 | 2-4 | 4-3 | 6-7 |
| 1988 | 4-2 | 4-3 | 8-5 | 2006 | 6-4 | 5-4 | 11-8 | 2024 | 1-5 | 3-4 | 4-9 |
| 1989 | 4-3 | 2-4 | 6-7 | 2007 | 6-3 | 4-6 | 10-9 | TEX TOTALS | | | 227-179 199-221 426-400 |

*Angels went 87-93 vs. Rangers franchise from 1961-71 when they played as Washington Senators.



TORONTO BLUE JAYS

American League East



Manager: John Schneider

Rogers Centre

1 Blue Jays Way

Toronto, Ontario, Canada M5V 1J1

Seating Capacity: 41,500

2024 Record: 74-88, 5th in A.L. East

WIN-LOSS RECORDS AT STADIUMS

| | | | | | |
|-----------------|-------|------|--------------------|-------|------|
| Anaheim Stadium | 68-52 | .567 | Exhibition Stadium | 37-36 | .507 |
| Angel Stadium | 53-55 | .491 | Rogers Centre | 66-84 | .440 |
| | | | TD Ballpark | 2-1 | .667 |

MISCELLANEOUS RECORDS

| | |
|------------------------|---|
| Most Runs, Game | By Angels — 24 (24-2, Aug. 25, 1979 at Exhibition Stadium) By Toronto — 15, twice (last, 15-1, Apr. 10, 2021 at TD Ballpark) |
| Widest Margin Victory | By Angels — 22 Runs (24-2, Aug. 25, 1979 at Exhibition Stadium) By Toronto — 14 Runs (15-1, April 10, 2021 at TD Ballpark) |
| Longest Winning Streak | By Angels — 7, twice (last, July 20, 1988-May 6, 1989) By Toronto — 7, twice (last, Aug. 12-Aug. 25, 2024*) <i>active</i> |
| Attendance High | At Angel Stadium: 44,021, July 4, 2008 At Anaheim Stadium: 61,292, July 4, 1995 At Rogers Centre: 50,529, Sept. 11, 1993 & May 29, 1994 |

ALL-TIME SERIES RESULTS

(ANGELS LISTED FIRST)

| Year | Home | Road | Totals | Year | Home | Road | Totals | Year | Home | Road | Totals |
|------|------|------|--------|------|------|------|--------|---------------|----------------|----------------|----------------|
| 1977 | 2-3 | 4-1 | 6-4 | 1994 | 2-2 | 1-2 | 3-4 | 2011 | 2-1 | 3-4 | 5-5 |
| 1978 | 4-1 | 3-2 | 7-3 | 1995 | 3-1 | 5-1 | 8-2 | 2012 | 2-2 | 2-2 | 4-4 |
| 1979 | 4-2 | 3-3 | 7-5 | 1996 | 5-1 | 2-4 | 7-5 | 2013 | 3-1 | 3-0 | 6-1 |
| 1980 | 1-5 | 2-4 | 3-9 | 1997 | 4-2 | 2-3 | 6-5 | 2014 | 2-1 | 3-1 | 5-2 |
| 1981 | 3-3 | 3-3 | 6-6 | 1998 | 2-3 | 2-4 | 4-7 | 2015 | 0-3 | 2-2 | 2-5 |
| 1982 | 5-1 | 3-3 | 8-4 | 1999 | 3-3 | 0-6 | 3-9 | 2016 | 2-2 | 2-1 | 4-3 |
| 1983 | 2-4 | 2-4 | 4-8 | 2000 | 3-3 | 2-4 | 5-7 | 2017 | 2-2 | 2-1 | 4-3 |
| 1984 | 3-3 | 4-2 | 7-5 | 2001 | 4-2 | 1-2 | 5-4 | 2018 | 2-2 | 2-1 | 4-3 |
| 1985 | 4-2 | 1-5 | 5-7 | 2002 | 3-0 | 4-2 | 7-2 | 2019 | 3-0 | 3-1 | 6-1 |
| 1986 | 2-4 | 4-2 | 6-6 | 2003 | 2-4 | 0-3 | 2-7 | 2020 | 0-0 | 0-0 | 0-0 |
| 1987 | 4-2 | 1-5 | 5-7 | 2004 | 1-2 | 3-3 | 4-5 | 2021 | 2-2 | 2-1 | 4-3 |
| 1988 | 2-4 | 4-2 | 6-6 | 2005 | 1-2 | 0-3 | 1-5 | 2022 | 0-4 | 3-0 | 3-4 |
| 1989 | 3-3 | 4-2 | 7-5 | 2006 | 3-3 | 1-3 | 4-6 | 2023 | 1-2 | 1-2 | 2-4 |
| 1990 | 5-1 | 2-4 | 7-5 | 2007 | 2-2 | 1-2 | 3-4 | 2024 | 0-3 | 0-4 | 0-7 |
| 1991 | 3-3 | 3-3 | 6-6 | 2008 | 4-2 | 2-1 | 6-3 | TOTALS | 121-107 | 105-121 | 226-228 |
| 1992 | 4-2 | 1-5 | 5-7 | 2009 | 1-1 | 3-3 | 4-4 | | | | |
| 1993 | 3-3 | 1-5 | 4-8 | 2010 | 3-3 | 3-0 | 6-3 | | | | |



ARIZONA DIAMONDBACKS

NATIONAL LEAGUE WEST

**Manager: Torey Lovullo**

Chase Field

401 E. Jefferson Street
Phoenix, AZ 85004
Seating Capacity: 48,330
2024 Record: 89-73, 3rd in N.L. West

WIN-LOSS RECORDS AT STADIUMS

| | | | | | |
|---------------|------|------|-------------|------|------|
| Angel Stadium | 8-11 | .421 | Chase Field | 13-9 | .591 |
|---------------|------|------|-------------|------|------|

MISCELLANEOUS RECORDS

| | |
|------------------------|---|
| Most Runs, Game | By Angels — 12, twice (last, 12-8, June 28, 2009 at Chase Field) By Diamondbacks — 12 (12-2, June 11, 1999 at Anaheim Stadium) |
| Widest Margin Victory | By Angels — 9 runs (12-3, June 26, 2009 at Chase Field) By Diamondbacks — 10, twice (last, 11-1, June 13, 2024 at Chase Field) |
| Longest Winning Streak | By Angels — 4 (Sept. 17, 2020 - June 13, 2021) By Diamondbacks — 4 (Aug. 21, 2018 - Sept. 16, 2020) |
| Attendance High | At Angel Stadium: 44,472, July 1, 2023 At Chase Field: 43,074, June 9, 1998 |

ALL-TIME SERIES RESULTS

(ANGELS LISTED FIRST)

| Year | Home | Road | Totals |
|---------------|-------------|-------------|--------------|
| 1998 | 0-0 | 2-1 | 2-1 |
| 1999 | 1-2 | 0-0 | 1-2 |
| 2000 | 0-0 | 1-2 | 1-2 |
| 2001 | 1-2 | 0-0 | 1-2 |
| 2006 | 0-0 | 2-1 | 2-1 |
| 2009 | 0-0 | 3-0 | 3-0 |
| 2012 | 2-1 | 0-0 | 2-0 |
| 2015 | 1-1 | 1-1 | 2-2 |
| 2018 | 1-1 | 0-2 | 1-2 |
| 2020 | 1-2 | 0-0 | 1-2 |
| 2021 | 0-0 | 3-0 | 3-0 |
| 2023 | 1-2 | 0-0 | 1-2 |
| 2024 | 0-0 | 1-2 | 1-2 |
| TOTALS | 8-11 | 13-9 | 21-20 |



ATLANTA BRAVES

NATIONAL LEAGUE EAST



Manager: Brian Snitker

Truist Park

755 Battery Ave.
Phoenix, AZ 85004
Seating Capacity: 41,184
2024 Record: 89-73, T2nd in N.L. East

WIN-LOSS RECORDS AT STADIUMS

| | | | | | |
|---------------|-----|------|--------------|-----|------|
| Angel Stadium | 6-6 | .500 | Turner Field | 3-3 | .500 |
| | | | Truist Park | 2-4 | .333 |

MISCELLANEOUS RECORDS

| | |
|------------------------|---|
| Most Runs, Game | By Angels — 11 (11-6, June 14, 2014 at Turner Field) By Braves — 12 (12-5, Aug. 2, 2023 at Truist Park) |
| Widest Margin Victory | By Angels — 9 Runs (9-0, May 20, 2011 at Angel Stadium) By Braves — 8 Runs (11-3, Aug. 17, 2024 at Angel Stadium) |
| Longest Winning Streak | By Angels — 2, three times (last, July 24, 2022 - July 31, 2023) By Braves — 2, five times (last, Aug. 17, 2024 - Aug. 18, 2024*) <i>*active</i> |
| Attendance High | At Angel Stadium: 43,919, June 13, 2008 At Truist Park: 42,867, July 22, 2022 At Turner Field: 48,559, June 14, 2014 |

ALL-TIME SERIES RESULTS

(ANGELS LISTED FIRST)

| Year | Home | Road | Totals |
|---------------|------------|------------|--------------|
| 2005 | 0-0 | 2-1 | 2-1 |
| 2008 | 1-2 | 0-0 | 1-2 |
| 2011 | 2-1 | 0-0 | 2-1 |
| 2014 | 0-0 | 1-2 | 1-2 |
| 2017 | 2-1 | 0-0 | 2-1 |
| 2022 | 0-0 | 1-2 | 1-2 |
| 2023 | 0-0 | 1-2 | 1-2 |
| 2024 | 1-2 | 0-0 | 1-2 |
| TOTALS | 6-6 | 5-7 | 11-13 |



CHIGAGO CUBS

MLB

CHICAGO CUBS

NATIONAL LEAGUE CENTRAL

**Manager: Craig Counsell**

Wrigley Field

1060 West Addison St.

Chicago, IL 60613

Seating Capacity: 41,649

2024 Record: 83-79, T2nd in N.L. Central

WIN-LOSS RECORDS AT STADIUMS

| | | | | | |
|---------------|-----|------|---------------|-----|------|
| Angel Stadium | 5-5 | .500 | Wrigley Field | 5-8 | .358 |
|---------------|-----|------|---------------|-----|------|

MISCELLANEOUS RECORDS

Most Runs, Game

By Angels — 13 (13-2, July 10, 2013 at Wrigley Field)

By Cubs — 12 (12-1, June 20, 2010 at Wrigley Field)

Widest Margin Victory

By Angels — 12 Runs (12-0, June 19, 2010 at Wrigley Field)

By Cubs — 11 Runs (12-1, June 20, 2010 at Wrigley Field)

Longest Winning Streak

By Angels — 3 (June 6, 2023 - June 8, 2023)

By Cubs — 5 (April 4, 2026 - April 12, 2019)

Attendance High

At Angel Stadium: 44,020, April 4, 2016

At Wrigley Field: 41,227, Aug. 9, 2016

ALL-TIME SERIES RESULTS

(ANGELS LISTED FIRST)

| Year | Home | Road | Totals |
|--------|------|------|--------|
| 2004 | 1-2 | 0-0 | 1-2 |
| 2010 | 0-0 | 2-1 | 2-1 |
| 2013 | 1-1 | 1-1 | 2-2 |
| 2016 | 0-2 | 0-2 | 0-4 |
| 2019 | 0-0 | 1-2 | 1-2 |
| 2023 | 3-0 | 0-0 | 3-0 |
| 2024 | 0-0 | 1-2 | 1-2 |
| TOTALS | 5-5 | 5-8 | 10-13 |



CINCINNATI REDS
NATIONAL LEAGUE CENTRAL



Manager: Terry Francona

Great American Ball Park
100 Joe Nuxhall Way
Cincinnati, OH 45202
Seating Capacity: 45,814
2024 Record: 77-85, 4th in N.L. Central

WIN-LOSS RECORDS AT STADIUMS

| | | | | | |
|---------------|-----|------|--------------------------|-----|------|
| Angel Stadium | 7-4 | .636 | Great American Ball Park | 3-8 | .273 |
|---------------|-----|------|--------------------------|-----|------|

MISCELLANEOUS RECORDS

| | |
|------------------------|--|
| Most Runs, Game | By Angels — 9, twice (last, 9-2, Aug. 29, 2016 at Angel Stadium) By Reds — 9 (9-4, Aug. 23, 2023 (Game 1) at Angel Stadium) |
| Widest Margin Victory | By Angels — 7 Runs (9-2, Aug. 29, 2016 at Angel Stadium) By Reds — 6 Runs (7-1, April 19, 2024 at Great American Ball Park) |
| Longest Winning Streak | By Angels — 5 (Aug. 29, 2016 - June 26, 2019) By Reds — 8 (Aug. 5, 2019 - April 21, 2024*) <i>*active</i> |
| Attendance High | At Angel Stadium: 37,260, June 25, 2019 At Great American Ball Park: 43,168, April 1, 2013 |

ALL-TIME SERIES RESULTS

(ANGELS LISTED FIRST)

| Year | Home | Road | Totals |
|--------|------|------|--------|
| 2002 | 2-1 | 0-0 | 2-1 |
| 2007 | 0-0 | 2-1 | 2-1 |
| 2013 | 0-0 | 1-2 | 1-2 |
| 2016 | 3-0 | 0-0 | 3-0 |
| 2019 | 2-0 | 0-2 | 2-2 |
| 2023 | 0-3 | 0-0 | 0-3 |
| 2024 | 0-0 | 0-3 | 0-3 |
| TOTALS | 7-4 | 3-8 | 10-12 |



COLORADO ROCKIES

MLB

COLORADO ROCKIES

NATIONAL LEAGUE WEST



Manager: Bud Black

Coors Field

2001 Blake Street
Denver, CO 80205

Seating Capacity: 50,141

2024 Record: 61-101, 5th in N.L. West

WIN-LOSS RECORDS AT STADIUMS

Angel Stadium 17-10 .630

Coors Field 15-6 .714

MISCELLANEOUS RECORDS

Most Runs, Game

By Angels — 25 (June 24, 2023 at Coors Field)

By Rockies — 12, twice (last, 12-3, July 27, 2021 at Angel Stadium)

Widest Margin Victory

By Angels — 24 (25-1, June 24, 2023 at Coors Field)

By Rockies — 10 (11-1, June 22, 2009 at Angel Stadium)

Longest Winning Streak

By Angels — 9 (June 26, 2010 - July 8, 2015)

By Rockies — 3 (June 27, 2006 - June 22, 2009)

Attendance High

At Angel Stadium: 43,781, June 26, 2006

At Coors Field: 48,576, July 6, 2001

ALL-TIME SERIES RESULTS

(ANGELS LISTED FIRST)

| Year | Home | Road | Totals |
|---------------|--------------|-------------|--------------|
| 1997 | 0-2 | 1-1 | 1-3 |
| 1998 | 3-0 | 0-0 | 3-0 |
| 1999 | 0-0 | 2-1 | 2-1 |
| 2000 | 3-0 | 0-0 | 3-0 |
| 2001 | 0-0 | 3-0 | 3-0 |
| 2006 | 1-2 | 0-0 | 1-2 |
| 2009 | 2-1 | 0-0 | 2-1 |
| 2010 | 2-1 | 0-0 | 2-1 |
| 2012 | 0-0 | 3-0 | 3-0 |
| 2015 | 2-0 | 2-0 | 4-0 |
| 2018 | 1-1 | 1-1 | 2-2 |
| 2020 | 0-0 | 2-1 | 2-1 |
| 2021 | 2-1 | 0-0 | 2-1 |
| 2023 | 0-0 | 1-2 | 1-2 |
| 2024 | 1-2 | 0-0 | 1-2 |
| TOTALS | 17-10 | 15-6 | 30-15 |



LOS ANGELES DODGERS

NATIONAL LEAGUE WEST



Dodger Stadium

1000 Vin Scully Avenue

Los Angeles, CA 90012

Seating Capacity: 56,000

2024 Record: 98-64, 1st in N.L. West (World Series Champions)

Manager: Dave Roberts

WIN-LOSS RECORDS AT STADIUMS

Anaheim Stadium 0-2 .000
Angel Stadium 43-29 .597

Dodger Stadium 32-42 .432

MISCELLANEOUS RECORDS

Most Runs, Game

By Angels — 13 (13-0, June 25, 2004 at Dodger Stadium)
By Dodgers — 16 (16-3, May 19, 2006 at Dodger Stadium)

Widest Margin Victory

By Angels — 13 Runs (13-0, June 25, 2004 at Dodger Stadium)
By Dodgers — 13 Runs (16-3, May 19, 2006 at Dodger Stadium)

Longest Winning Streak

By Angels — 6 (June 22, 2003-June 26, 2004)
By Dodgers — 10 (Aug. 7, 2021-July 8, 2023)

Attendance High

At Angel Stadium: 45,477, June 10, 2019
At Anaheim Stadium: 35,295, July 3, 1997
At Dodger Stadium: 56,000, June 15, 16 & 17, 2007

ALL-TIME SERIES RESULTS

(ANGELS LISTED FIRST)

| Year | Home | Road | Totals | Year | Home | Road | Totals |
|------|------|------|--------|---------------|--------------|--------------|--------------|
| 1997 | 0-2 | 0-2 | 0-4 | 2012 | 2-1 | 2-1 | 4-2 |
| 1998 | 2-0 | 1-1 | 3-1 | 2013 | 2-0 | 0-2 | 2-2 |
| 1999 | 1-2 | 1-2 | 2-4 | 2014 | 0-2 | 1-1 | 1-3 |
| 2000 | 2-1 | 2-1 | 4-2 | 2015 | 1-2 | 0-3 | 1-5 |
| 2001 | 2-1 | 2-1 | 4-2 | 2016 | 2-0 | 1-1 | 3-1 |
| 2002 | 2-1 | 1-2 | 3-3 | 2017 | 1-1 | 1-1 | 2-2 |
| 2003 | 3-0 | 1-2 | 4-2 | 2018 | 2-1 | 1-2 | 3-3 |
| 2004 | 1-2 | 2-1 | 3-3 | 2019 | 2-0 | 2-0 | 4-0 |
| 2005 | 3-0 | 2-1 | 5-1 | 2020 | 0-3 | 0-3 | 0-6 |
| 2006 | 2-1 | 0-3 | 2-4 | 2021 | 2-1 | 1-2 | 3-3 |
| 2007 | 3-0 | 2-1 | 5-1 | 2022 | 0-2 | 0-2 | 0-4 |
| 2008 | 2-1 | 1-2 | 3-3 | 2023 | 0-2 | 0-2 | 0-4 |
| 2009 | 1-2 | 2-1 | 3-3 | 2024 | 1-1 | 1-1 | 2-2 |
| 2010 | 2-1 | 3-0 | 5-1 | TOTALS | 43-31 | 32-42 | 75-73 |
| 2011 | 2-1 | 2-1 | 4-2 | | | | |



MIAMI MARLINS

MLB

MIAMI MARLINS

NATIONAL LEAGUE EAST



loanDepot Park

501 Marlins Way

Miami, FL 33125

Seating Capacity: 37,442

2024 Record: 62-100, 5th in N.L. East

Manager: Clayton McCullough

WIN-LOSS RECORDS AT STADIUMS

Angel Stadium 6-5 .545

Sun Life Stadium 4-2 .667
loanDepot park 5-3 .625

MISCELLANEOUS RECORDS

Most Runs, Game

By Angels — 10 (10-2, April 3, 2024 at loanDepot park)
By Marlins — 9 (9-2, May 28, 2017 at loanDepot park)

Widest Margin Victory

By Angels — 8 runs (10-2, April 3, 2024 at loanDepot park)
By Marlins — 7 runs (9-2, May 28, 2017 at loanDepot park)

Longest Winning Streak

By Angels — 4 (June 7, 2003 - June 18, 2005)
By Marlins — 3 (May 26-28, 2023)

Attendance High

At Angel Stadium: 43,833, June 18, 2005
At Sun Life Stadium: 23,483, June 7, 2003
At loanDepot Park: 20,444, May 28, 2017

ALL-TIME SERIES RESULTS

(ANGELS LISTED FIRST)

| Year | Home | Road | Totals |
|---------------|------------|------------|--------------|
| 2003 | 0-0 | 2-1 | 2-1 |
| 2005 | 2-1 | 0-0 | 2-1 |
| 2011 | 0-0 | 2-1 | 2-1 |
| 2014 | 2-1 | 0-0 | 2-1 |
| 2017 | 0-0 | 1-2 | 1-2 |
| 2022 | 2-0 | 1-1 | 3-1 |
| 2023 | 0-3 | 0-0 | 0-3 |
| 2024 | 0-0 | 3-0 | 3-0 |
| TOTALS | 6-5 | 9-5 | 15-10 |



MILWAUKEE BREWERS

NATIONAL LEAGUE CENTRAL



Manager: Pat Murphy

American Family Field

One Brewers Way

Milwaukee, WI 53214

Seating Capacity: 41,700

2024 Record: 93-69, 1st in N.L. Central

WIN-LOSS RECORDS AT STADIUMS

| | | | | | |
|-----------------|-------|------|-----------------------|-------|------|
| Anaheim Stadium | 95-78 | .549 | Sick's Stadium | 4-5-1 | .450 |
| Angel Stadium | 3-6 | .333 | County Stadium | 79-84 | .485 |
| | | | American Family Field | 8-4 | .667 |

MISCELLANEOUS RECORDS

| | |
|------------------------|--|
| Most Runs, Game | By Angels - 14 (14-3, July 8, 1986 at County Stadium) By Milwaukee - 20 (20-7, July 8, 1990 at County Stadium) |
| Widest Margin Victory | By Angels - 12 Runs (12-0, April 7, 1970 at County Stadium) By Milwaukee - 13 Runs, twice (last, 20-7, July 8, 1990 at County Stadium) |
| Longest Winning Streak | By Angels - 7, twice (last, August 5, 1997 - June 23, 2002) By Milwaukee - 5, three times (last, September 19-28, 1988) |
| Attendance High | At Angel Stadium: 41,423, June 9, 2004 At Anaheim Stadium: 64,406, Oct. 5, 1982 (ALCS, Game 1) At County Stadium: 54,968, Oct. 10, 1982 (ALCS, Game 5) At Miller Park: 39,198, April 29, 2023 |

ALL-TIME SERIES RESULTS

(ANGELS LISTED FIRST)

| Year | Home | Road | Totals | Year | Home | Road | Totals | Year | Home | Road | Totals |
|-------|------|-------|--------|-------------|-------|---------|-----------|-------------|--------|---------|-----------|
| 1969★ | 5-4 | 4-5-1 | 9-9-1 | 1984 | 4-2 | 4-2 | 8-4 | 2002 | 0-0 | 3-0 | 3-0 |
| 1970 | 6-3 | 6-3 | 12-6 | 1985 | 5-1 | 4-2 | 9-3 | 2004 | 1-2 | 0-0 | 1-2 |
| 1971 | 4-5 | 2-7 | 6-12 | 1986 | 2-4 | 3-3 | 5-7 | 2010 | 1-2 | 0-0 | 1-2 |
| 1972 | 3-3 | 4-2 | 7-5 | 1987 | 3-3 | 4-2 | 7-5 | 2013 | 0-0 | 3-0 | 3-0 |
| 1973 | 2-4 | 3-3 | 5-7 | 1988 | 2-4 | 1-5 | 3-9 | 2016 | 0-0 | 1-2 | 1-2 |
| 1974 | 1-5 | 2-4 | 3-9 | 1989 | 3-3 | 4-2 | 7-5 | 2019 | 3-0 | 0-0 | 3-0 |
| 1975 | 5-1 | 2-4 | 7-5 | 1990 | 4-2 | 3-3 | 7-5 | 2023 | 0-0 | 1-2 | 1-2 |
| 1976 | 2-4 | 2-4 | 4-8 | 1991 | 4-2 | 2-4 | 6-6 | 2024 | 1-2 | 0-0 | 1-2 |
| 1977 | 2-3 | 3-2 | 5-5 | 1992 | 5-1 | 0-6 | 5-7 | Interleague | 6-6 | 8-4 | 14-10 |
| 1978 | 3-2 | 2-3 | 5-5 | 1993 | 3-3 | 4-2 | 7-5 | TOTALS | 101-84 | 91-93-1 | 192-177-1 |
| 1979 | 6-0 | 1-5 | 7-5 | 1994 | 1-2 | 2-1 | 3-3 | | | | |
| 1980 | 2-4 | 4-2 | 6-6 | 1995 | 1-2 | 4-0 | 5-2 | | | | |
| 1981 | 1-3 | 3-0 | 4-3 | 1996 | 4-2 | 3-3 | 7-5 | | | | |
| 1982 | 3-3 | 3-3 | 6-6 | 1997 | 5-1 | 2-3 | 7-4 | | | | |
| 1983 | 4-2 | 2-4 | 6-6 | A.L. Totals | 95-78 | 83-89-1 | 178-167-1 | | | | |

★ - Seattle Pilots



NEW YORK METS

MLB

NEW YORK METS

NATIONAL LEAGUE EAST



Manager: Carlos Mendoza

Citi Field

41 Seaver Way

Flushing, NY 11368

Seating Capacity: 41,800

2024 Record: 89-73, T2nd in N.L. East

WIN-LOSS RECORDS AT STADIUMS

Angel Stadium 7-8 .467

Shea Stadium 2-1 .667
Citi Field 5-4 .556

MISCELLANEOUS RECORDS

Most Runs, Game

By Angels — 14 (14-2, April 13, 2014 at Angel Stadium)

By Mets — 9 (9-6, June 16, 2008 at Angel Stadium)

Widest Margin Victory

By Angels — 12 runs (14-2, April 13, 2014 at Angel Stadium)

By Mets — 8 runs (8-0, June 15, 2003 at Angel Stadium)

Longest Winning Streak

By Angels — 2, three times (last, Aug. 3-4, 2024 - *active)

By Mets — 2, twice (last, Aug. 27, 2023 - Aug. 2, 2024)

Attendance High

At Angel Stadium: 43,721, June 15, 2003

At Shea Stadium: 43,582, June 12, 2005

At Citi Field: 39,501, May 21, 2017

ALL-TIME SERIES RESULTS

(ANGELS LISTED FIRST)

| Year | Home | Road | Totals |
|---------------|------------|------------|--------------|
| 2003 | 1-2 | 0-0 | 1-2 |
| 2005 | 0-0 | 2-1 | 2-1 |
| 2008 | 1-2 | 0-0 | 1-2 |
| 2011 | 0-0 | 2-1 | 2-1 |
| 2014 | 2-1 | 0-0 | 2-1 |
| 2017 | 0-0 | 1-2 | 1-2 |
| 2022 | 1-2 | 0-0 | 1-2 |
| 2023 | 0-0 | 2-1 | 2-1 |
| 2024 | 2-1 | 0-0 | 2-1 |
| TOTALS | 7-8 | 7-5 | 14-13 |



PHILADELPHIA PHILLIES

NATIONAL LEAGUE EAST



Manager: Rob Thomson

Citizens Bank Park

One Citizens Bank Way
Philadelphia, PA 19148
Seating Capacity: 42,792
2024 Record: 95-67, 1st in N.L. East

WIN-LOSS RECORDS AT STADIUMS

Angel Stadium 8-3 .727

Citizens Bank Park 6-5 .545

MISCELLANEOUS RECORDS

Most Runs, Game

By Angels — 10 (10-8, Aug. 30, 2023 at Citizens Bank Park)
By Phillies — 12 (12-11, Aug. 29, 2023 at Citizens Bank Park)

Widest Margin Victory

By Angels — 7 runs (7-0, Aug. 2, 2017 at Angel Stadium)
By Phillies — 10 runs (10-0, June 3, 2022 at Citizens Bank Park)

Longest Winning Streak

By Angels — 12 (June 10, 2003 - Aug. 3, 2017)
By Phillies — 5 (June 3, 2022 - Aug. 29, 2023)

Attendance High

At Angel Stadium: 38,802, Aug. 13, 2014
At Citizens Bank Park: 45,196, June 21, 2008

ALL-TIME SERIES RESULTS

(ANGELS LISTED FIRST)

| Year | Home | Road | Totals |
|--------|------|------|--------|
| 2003 | 2-1 | 0-0 | 2-1 |
| 2008 | 0-0 | 3-0 | 3-0 |
| 2014 | 2-0 | 2-0 | 4-0 |
| 2017 | 3-0 | 0-0 | 3-0 |
| 2022 | 0-0 | 0-3 | 0-3 |
| 2023 | 0-0 | 1-2 | 1-2 |
| 2024 | 1-2 | 0-0 | 1-2 |
| TOTALS | 8-3 | 6-5 | 14-8 |



PITTSBURGH PIRATES

NATIONAL LEAGUE CENTRAL



PNC Park

115 Federal Street

Pittsburgh, PA 15212

Seating Capacity: 38,048

2024 Record: 76-86, 5th in N.L. Central

Manager: Derek Shelton

WIN-LOSS RECORDS AT STADIUMS

| | | | | | |
|---------------|-----|------|----------|-----|------|
| Angel Stadium | 8-7 | .533 | PNC Park | 5-4 | .556 |
|---------------|-----|------|----------|-----|------|

MISCELLANEOUS RECORDS

| | |
|------------------------|--|
| Most Runs, Game | By Angels — 10 (10-1, June 23, 2007 at Angel Stadium) By Pirates — 10, three times (last, 10-7, Aug. 13, 2019 at Angel Stadium) |
| Widest Margin Victory | By Angels — 9 runs, twice (last, 9-0, May 7, 2024 at PNC Park) By Pirates — 8 runs (10-2, Aug. 12, 2019 at Angel Stadium) |
| Longest Winning Streak | By Angels — 3 (June 22-24, 2007) By Pirates — 3 (June 21-23, 2013) |
| Attendance High | At Angel Stadium: 44,010, June 23, 2007 At PNC Park: 31,505, June 4, 2016 |

ALL-TIME SERIES RESULTS

(ANGELS LISTED FIRST)

| Year | Home | Road | Totals |
|--------|------|------|--------|
| 2002 | 2-1 | 0-0 | 2-1 |
| 2004 | 0-0 | 1-2 | 1-2 |
| 2007 | 3-0 | 0-0 | 3-0 |
| 2013 | 0-3 | 0-0 | 0-3 |
| 2016 | 0-0 | 2-1 | 2-1 |
| 2019 | 1-2 | 0-0 | 1-2 |
| 2023 | 2-1 | 0-0 | 2-1 |
| 2024 | 0-0 | 2-1 | 2-1 |
| TOTALS | 8-7 | 5-4 | 13-11 |



SAN DIEGO PADRES

NATIONAL LEAGUE WEST



Manager: Mike Shildt

Petco Park

19 Tony Gwynn Drive
San Diego, CA 92101
Seating Capacity: 39,909
2024 Record: 93-69, 2nd in N.L. West

WIN-LOSS RECORDS AT STADIUMS

| | | | | | |
|-----------------|-------|------|------------------|-----|------|
| Anaheim Stadium | 1-1 | .500 | Qualcomm Stadium | 4-4 | .500 |
| Angel Stadium | 12-10 | .545 | Petco Park | 7-6 | .538 |

MISCELLANEOUS RECORDS

| | |
|------------------------|--|
| Most Runs, Game | By Angels — 11, twice (last, 11-6, June 12, 2009 at Angel Stadium) By Padres — 11 (11-4, Sept. 2, 2020 at Angel Stadium) |
| Widest Margin Victory | By Angels — 8 runs, three times (last, 10-2, Aug. 28, 2021 at Angel Stadium) By Padres — 7 runs, three times (last, 10-3, July 3, 2023 at Petco Park) |
| Longest Winning Streak | By Angels — 4 (June 12, 2009 - May 18, 2012) By Padres — 4, twice (last, Sept. 8, 2021 - July 5, 2023) |
| Attendance High | At Angel Stadium: 44,159, June 18, 2006 At Qualcomm Stadium: 60,230, Aug. 29, 1997 At Petco Park: 45,101, July 3, 2023 |

ALL-TIME SERIES RESULTS

(ANGELS LISTED FIRST)

| Year | Home | Road | Totals |
|---------------|--------------|--------------|--------------|
| 1997 | 1-1 | 1-1 | 2-2 |
| 1998 | 0-0 | 1-2 | 1-2 |
| 1999 | 0-3 | 0-0 | 0-3 |
| 2000 | 0-0 | 2-1 | 2-1 |
| 2001 | 2-1 | 0-0 | 2-1 |
| 2006 | 1-2 | 0-0 | 1-2 |
| 2009 | 3-0 | 0-0 | 3-0 |
| 2012 | 0-0 | 1-2 | 1-2 |
| 2015 | 1-2 | 0-0 | 1-2 |
| 2018 | 0-0 | 3-0 | 3-0 |
| 2020 | 1-1 | 2-0 | 3-1 |
| 2021 | 1-1 | 1-1 | 2-2 |
| 2023 | 0-0 | 0-3 | 0-3 |
| 2024 | 3-0 | 0-0 | 3-0 |
| TOTALS | 13-11 | 11-10 | 24-21 |



SAN FRANCISCO GIANTS

NATIONAL LEAGUE WEST



Manager: Bob Melvin

Oracle Park

24 Willie Mays Plaza
San Francisco, CA 94107
Seating Capacity: 42,300
2024 Record: 80-82, 4th in N.L. West

WIN-LOSS RECORDS AT STADIUMS

| | | | | | |
|-----------------|------|------|------------------|------|------|
| Anaheim Stadium | 0-2 | .000 | Candlestick Park | 2-3 | .400 |
| Angel Stadium | 9-10 | .474 | Oracle Park | 7-12 | .368 |

MISCELLANEOUS RECORDS

| | |
|------------------------|--|
| Most Runs, Game | By Angels — 12 (12-5, June 19, 2012 at Angel Stadium) By Giants — 13 (13-6, June 16, 2024 at Oracle Park) |
| Widest Margin Victory | By Angels — 7 runs, three times (last, 8-1, June 1, 2021 at Oracle Park) By Giants — 7 runs, three times (last, 13-6, June 16, 2024 at Oracle Park) |
| Longest Winning Streak | By Angels — 4, twice (last, Aug. 8, 2023 - June 15, 2024) By Giants — 5 (June 12, 2001 - June 20, 2006) |
| Attendance High | At Angel Stadium: 44,544, April 22, 2018 At Candlestick Park: 26,200, Aug. 30, 1997 At Oracle Park: 41,516, May 3, 2015 |

ALL-TIME SERIES RESULTS

(ANGELS LISTED FIRST)

| Year | Home | Road | Totals |
|--------|------|------|--------|
| 1997 | 0-2 | 1-1 | 1-3 |
| 1998 | 1-2 | 0-0 | 1-2 |
| 1999 | 0-0 | 1-2 | 1-2 |
| 2000 | 2-1 | 0-0 | 2-1 |
| 2001 | 0-0 | 0-3 | 0-3 |
| 2006 | 0-0 | 1-2 | 1-2 |
| 2009 | 0-0 | 3-0 | 3-0 |
| 2012 | 2-1 | 0-0 | 2-1 |
| 2015 | 0-0 | 0-3 | 0-3 |
| 2018 | 1-2 | 0-0 | 1-2 |
| 2020 | 1-1 | 0-2 | 1-3 |
| 2021 | 0-2 | 1-1 | 1-3 |
| 2023 | 2-1 | 0-0 | 2-1 |
| 2024 | 0-0 | 2-1 | 2-1 |
| TOTALS | 9-12 | 9-15 | 18-27 |



ST. LOUIS CARDINALS

NATIONAL LEAGUE CENTRAL



Manager: Oliver Marmol

Busch Stadium

700 Clark Street

St. Louis, MO 63102

Seating Capacity: 43,795

2024 Record: 83-79, T2nd in N.L. Central

WIN-LOSS RECORDS AT STADIUMS

| | | | | | |
|---------------|-----|------|------------------------|-----|------|
| Angel Stadium | 3-6 | .333 | Busch Memorial Stadium | 1-2 | .333 |
| | | | Busch Stadium | 7-5 | .583 |

MISCELLANEOUS RECORDS

| | |
|------------------------|---|
| Most Runs, Game | By Angels — 11 (11-7, May 4, 2023 at Busch Stadium) By Cardinals — 12, twice (last, 12-10, May 12, 2016 at Angel Stadium) |
| Widest Margin Victory | By Angels — 6 runs (9-3, June 9, 2007 at Busch Stadium) By Cardinals — 10 runs (12-2, July 3, 2013 at Angel Stadium) |
| Longest Winning Streak | By Angels — 4 (June 23, 2019 - May 4, 2023) By Cardinals — 5 (May 10, 2016 - June 22, 2019) |
| Attendance High | At Angel Stadium: 42,707, July 4, 2013 At Busch Memorial Stadium: 39,386, June 18, 2002 At Busch Stadium: 48,423, June 21, 2019 |

ALL-TIME SERIES RESULTS

(ANGELS LISTED FIRST)

| Year | Home | Road | Totals |
|---------------|------------|------------|--------------|
| 2002 | 0-0 | 1-2 | 1-2 |
| 2007 | 0-0 | 2-1 | 2-1 |
| 2010 | 0-0 | 1-2 | 1-2 |
| 2013 | 2-1 | 0-0 | 2-1 |
| 2016 | 0-3 | 0-0 | 0-3 |
| 2019 | 0-0 | 1-2 | 1-2 |
| 2023 | 0-0 | 3-0 | 3-0 |
| 2024 | 1-2 | 0-0 | 1-2 |
| TOTALS | 3-6 | 8-7 | 11-13 |



WASHINGTON NATIONALS

MLB

WASHINGTON NATIONALS
NATIONAL LEAGUE EAST

Manager: Dave Martinez

Nationals Park

1500 South Capitol St., SE

Washington, DC 20003

Seating Capacity: 41,546

2024 Record: 71-91, 4th in N.L. East

WIN-LOSS RECORDS AT STADIUMS

Angel Stadium 9-5 .643

Hiram Bithorn Stadium
Nationals Park2-1 .667
6-5 .545

MISCELLANEOUS RECORDS

Most Runs, Game

By Angels — 15 (15-4, June 3, 2003 vs. Montreal at Hiram Bithorn Stadium)
By Nationals* — 8 (8-7, June 5, 2003 at Hiram Bithorn Stadium)

Widest Margin Victory

By Angels — 11 Runs (15-4, June 3, 2003 vs. Montreal at Hiram Bithorn Stadium)
By Nationals — 4 Runs (7-3, May 7, 2022 at Angel Stadium)

Longest Winning Streak

By Angels — 5 (June 27, 2011 - April 22, 2014)
By Nationals — 2, three times (last, Aug. 9, 2024 - Aug. 10, 2024)

Attendance High

At Angel Stadium: 43,874, June 14, 2005
At Nationals Park: 32,355, Aug. 15, 2017

*Montreal Expos

ALL-TIME SERIES RESULTS

(ANGELS LISTED FIRST)

| Year | Home | Road | Totals |
|------------|------|------|--------|
| 2003* | 0-0 | 2-1 | 2-1 |
| 2005 | 1-2 | 0-0 | 1-2 |
| 2008 | 0-0 | 2-1 | 2-1 |
| 2011 | 3-0 | 0-0 | 3-0 |
| 2014 | 0-0 | 2-1 | 2-1 |
| 2017 | 1-1 | 1-1 | 2-2 |
| 2022 | 2-1 | 0-0 | 2-1 |
| 2023 | 2-1 | 0-0 | 2-1 |
| 2024 | 0-0 | 1-2 | 1-2 |
| WSH TOTALS | 9-5 | 6-5 | 15-10 |
| TOTALS | 9-5 | 8-6 | 17-11 |

*2003 Road series vs. Montreal - Played at Hiram Bithorn Stadium in San Juan, Puerto Rico



WORLD SERIES CHAMPIONS

| | |
|-------------------------------|-------------------------------|
| 1903 — Boston (A.L.) | 1965 — Los Angeles (N.L.) |
| 1904 — No World Series Played | 1966 — Baltimore (A.L.) |
| 1905 — New York (N.L.) | 1967 — St. Louis (N.L.) |
| 1906 — Chicago (A.L.) | 1968 — Detroit (A.L.) |
| 1907 — Chicago (N.L.) | 1969 — New York (N.L.) |
| 1908 — Chicago (N.L.) | 1970 — Baltimore (A.L.) |
| 1909 — Pittsburgh (N.L.) | 1971 — Pittsburgh (N.L.) |
| 1910 — Philadelphia (A.L.) | 1972 — Oakland (A.L.) |
| 1911 — Philadelphia (A.L.) | 1973 — Oakland (A.L.) |
| 1912 — Boston (A.L.) | 1974 — Oakland (A.L.) |
| 1913 — Philadelphia (A.L.) | 1975 — Cincinnati (N.L.) |
| 1914 — Boston (N.L.) | 1976 — Cincinnati (N.L.) |
| 1915 — Boston (A.L.) | 1977 — New York (A.L.) |
| 1916 — Boston (A.L.) | 1978 — New York (A.L.) |
| 1917 — Chicago (A.L.) | 1979 — Pittsburgh (N.L.) |
| 1918 — Boston (A.L.) | 1980 — Philadelphia (N.L.) |
| 1919 — Cincinnati (N.L.) | 1981 — Los Angeles (N.L.) |
| 1920 — Cleveland (A.L.) | 1982 — St. Louis (N.L.) |
| 1921 — New York (N.L.) | 1983 — Baltimore (A.L.) |
| 1922 — New York (N.L.) | 1984 — Detroit (A.L.) |
| 1923 — New York (A.L.) | 1985 — Kansas City (A.L.) |
| 1924 — Washington (A.L.) | 1986 — New York (N.L.) |
| 1925 — Pittsburgh (N.L.) | 1987 — Minnesota (A.L.) |
| 1926 — St. Louis (N.L.) | 1988 — Los Angeles (N.L.) |
| 1927 — New York (A.L.) | 1989 — Oakland (A.L.) |
| 1928 — New York (A.L.) | 1990 — Cincinnati (N.L.) |
| 1929 — Philadelphia (A.L.) | 1991 — Minnesota (A.L.) |
| 1930 — Philadelphia (A.L.) | 1992 — Toronto (A.L.) |
| 1931 — St. Louis (N.L.) | 1993 — Toronto (A.L.) |
| 1932 — New York (A.L.) | 1994 — No World Series Played |
| 1933 — New York (N.L.) | 1995 — Atlanta (N.L.) |
| 1934 — St. Louis (N.L.) | 1996 — New York (A.L.) |
| 1935 — Detroit (A.L.) | 1997 — Florida (N.L.) |
| 1936 — New York (A.L.) | 1998 — New York (A.L.) |
| 1937 — New York (A.L.) | 1999 — New York (A.L.) |
| 1938 — New York (A.L.) | 2000 — New York (A.L.) |
| 1939 — New York (A.L.) | 2001 — Arizona (N.L.) |
| 1940 — Cincinnati (N.L.) | 2002 — ANGELS (A.L.) |
| 1941 — New York (A.L.) | 2003 — Florida (N.L.) |
| 1942 — St. Louis (N.L.) | 2004 — Boston (A.L.) |
| 1943 — New York (A.L.) | 2005 — Chicago (A.L.) |
| 1944 — St. Louis (N.L.) | 2006 — St. Louis (N.L.) |
| 1945 — Detroit (A.L.) | 2007 — Boston (A.L.) |
| 1946 — St. Louis (N.L.) | 2008 — Philadelphia (N.L.) |
| 1947 — New York (A.L.) | 2009 — New York (A.L.) |
| 1948 — Cleveland (A.L.) | 2010 — San Francisco (N.L.) |
| 1949 — New York (A.L.) | 2011 — St. Louis (N.L.) |
| 1950 — New York (A.L.) | 2012 — San Francisco (N.L.) |
| 1951 — New York (A.L.) | 2013 — Boston (A.L.) |
| 1952 — New York (A.L.) | 2014 — San Francisco (N.L.) |
| 1953 — New York (A.L.) | 2015 — Kansas City (A.L.) |
| 1954 — New York (N.L.) | 2016 — Chicago (N.L.) |
| 1955 — Brooklyn (N.L.) | 2017 — Houston (A.L.) |
| 1956 — New York (A.L.) | 2018 — Boston (A.L.) |
| 1957 — Milwaukee (N.L.) | 2019 — Washington (N.L.) |
| 1958 — New York (A.L.) | 2020 — Los Angeles (N.L.) |
| 1959 — Los Angeles (N.L.) | 2021 — Atlanta (N.L.) |
| 1960 — Pittsburgh (N.L.) | 2022 — Houston (A.L.) |
| 1961 — New York (A.L.) | 2023 — Texas (A.L.) |
| 1962 — New York (A.L.) | 2024 — Los Angeles (N.L.) |
| 1963 — Los Angeles (N.L.) | |
| 1964 — St. Louis (N.L.) | |



MOST VALUABLE PLAYER AWARD WINNERS

AMERICAN LEAGUE

1931 — Lefty Grove, PHA
 1932 — Jimmie Foxx, PHA
 1933 — Jimmie Foxx, PHA
 1934 — Mickey Cochrane, DET
 1935 — Hank Greenberg, DET
 1936 — Lou Gehrig, NYY
 1937 — Charley Gehringer, DET
 1938 — Jimmie Foxx, BOS
 1939 — Joe DiMaggio, NYY
 1940 — Hank Greenberg, DET
 1941 — Joe DiMaggio, NYY
 1942 — Joe Gordon, NYY
 1943 — Spud Chandler, NYY
 1944 — Hal Newhouser, DET
 1945 — Hal Newhouser, DET
 1946 — Ted Williams, BOS
 1947 — Joe DiMaggio, NYY
 1948 — Lou Boudreau, CLE
 1949 — Ted Williams, BOS
 1950 — Phil Rizzuto, NYY
 1951 — Yogi Berra, NYY
 1952 — Bobby Shantz, PHA
 1953 — Al Rosen, CLE
 1954 — Yogi Berra, NYY
 1955 — Yogi Berra, NYY
 1956 — Mickey Mantle, NYY
 1957 — Mickey Mantle, NYY
 1958 — Jackie Jensen, BOS
 1959 — Nellie Fox, CWS
 1960 — Roger Maris, NYY
 1961 — Roger Maris, NYY
 1962 — Mickey Mantle, NYY
 1963 — Elston Howard, NYY
 1964 — Brooks Robinson, BAL
 1965 — Zoilo Versalles, MIN
 1966 — Frank Robinson, BAL
 1967 — Carl Yastrzemski, BOS
 1968 — Denny McLain, DET
 1969 — Harmon Killebrew, MIN
 1970 — Boog Powell, BAL
 1971 — Vida Blue, OAK
 1972 — Dick Allen, CWS
 1973 — Reggie Jackson, OAK
 1974 — Jeff Burroughs, TEX
 1975 — Fred Lynn, BOS
 1976 — Thurman Munson, NYY
 1977 — Rod Carew, MIN
 1978 — Jim Rice, BOS
1979 — Don Baylor, CAL
 1980 — George Brett, KC
 1981 — Rollie Fingers, MIL
 1982 — Robin Yount, MIL
 1983 — Cal Ripken, Jr., BAL
 1984 — Willie Hernandez, DET
 1985 — Don Mattingly, NYY
 1986 — Roger Clemens, BOS
 1987 — George Bell, TOR
 1988 — Jose Canseco, OAK
 1989 — Robin Yount, MIL
 1990 — Rickey Henderson, OAK

1991 — Cal Ripken, Jr., BAL
 1992 — Dennis Eckersley, OAK
 1993 — Frank Thomas, CWS
 1994 — Frank Thomas, CWS
 1995 — Mo Vaughn, BOS
 1996 — Juan Gonzalez, TEX
 1997 — Ken Griffey Jr., SEA
 1998 — Juan Gonzalez, TEX
 1999 — Ivan Rodriguez, TEX
 2000 — Jason Giambi, OAK
 2001 — Ichiro Suzuki, SEA
 2002 — Miguel Tejada, OAK
 2003 — Alex Rodriguez, TEX
2004 — Vladimir Guerrero, ANA
 2005 — Alex Rodriguez, NYY
 2006 — Justin Morneau, MIN
 2007 — Alex Rodriguez, NYY
 2008 — Dustin Pedroia, BOS
 2009 — Joe Mauer, MIN
 2010 — Josh Hamilton, TEX
 2011 — Justin Verlander, DET
 2012 — Miguel Cabrera, DET
 2013 — Miguel Cabrera, DET
2014 — Mike Trout, LAA
 2015 — Josh Donaldson, TOR
2016 — Mike Trout, LAA
 2017 — Jose Altuve, HOU
 2018 — Mookie Betts, BOS
2019 — Mike Trout, LAA
 2020 — José Abreu, CWS
2021 — Shohei Ohtani, LAA
 2022 — Aaron Judge, NYY
2023 — Shohei Ohtani, LAA
 2024 — Aaron Judge, NYY

NATIONAL LEAGUE

1931 — Frank Frisch, STL
 1932 — Chuck Klein, PHI
 1933 — Carl Hubbell, NYG
 1934 — Dizzy Dean, STL
 1935 — Gabby Hartnett, CHC
 1936 — Carl Hubbell, NYG
 1937 — Joe Medwick, STL
 1938 — Ernie Lombardi, CIN
 1939 — Bucky Walters, CIN
 1940 — Frank McCormick, CIN
 1941 — Dolf Camilli, BKN
 1942 — Mort Cooper, STL
 1943 — Stan Musial, STL
 1944 — Marty Marion, STL
 1945 — Phil Cavarretta, CHC
 1946 — Stan Musial, STL
 1947 — Bob Elliott, BSN
 1948 — Stan Musial, STL
 1949 — Jackie Robinson, BKN
 1950 — Jim Konstanty, PHI
 1951 — Roy Campanella, BKN
 1952 — Hank Sauer, BKN
 1953 — Roy Campanella, BKN
 1954 — Willie Mays, NYG
 1955 — Roy Campanella, BKN
 1956 — Don Newcombe, BKN
 1957 — Hank Aaron, MLN
 1958 — Ernie Banks, CHC
 1959 — Ernie Banks, CHC
 1960 — Dick Groat, PIT
 1961 — Frank Robinson, CIN
 1962 — Maury Wills, LAD
 1963 — Sandy Koufax, LAD
 1964 — Ken Boyer, STL
 1965 — Willie Mays, SF
 1966 — Roberto Clemente, PIT
 1967 — Orlando Cepeda, STL
 1968 — Bob Gibson, STL
 1969 — Willie McCovey, SF
 1970 — Johnny Bench, CIN
 1971 — Joe Torre, CIN
 1972 — Johnny Bench, CIN
 1973 — Pete Rose, CIN
 1974 — Steve Garvey, LAD
 1975 — Joe Morgan, CIN
 1976 — Joe Morgan, CIN
 1977 — George Foster, CIN
 1978 — Dave Parker, PIT
 1979 — Keith Hernandez, STL
 & Willie Stargell, PIT
 1980 — Mike Schmidt, PHI
 1981 — Mike Schmidt, PHI
 1982 — Dale Murphy, ATL
 1983 — Dale Murphy, ATL
 1984 — Ryne Sandberg, CHC
 1985 — Willie McGee, STL
 1986 — Mike Schmidt, PHI
 1987 — Andre Dawson, CHC
 1988 — Kirk Gibson, LAD
 1989 — Kevin Mitchell, SF



CY YOUNG AWARD WINNERS

AMERICAN LEAGUE

| | |
|------------------------------|------------------------------|
| 1958 — Bob Turley, NYY★ | 1996 — Pat Hentgen, TOR |
| 1959 — Early Wynn, CWS★ | 1997 — Roger Clemens, TOR |
| 1961 — Whitey Ford, NYY★ | 1998 — Roger Clemens, TOR |
| 1964 — Dean Chance, LAA★ | 1999 — Pedro Martinez, BOS |
| 1967 — Jim Lonborg, BOS | 2000 — Pedro Martinez, BOS |
| 1968 — Denny McLain, DET | 2001 — Roger Clemens, NYY |
| 1969 — Mike Cuellar, BAL | 2002 — Barry Zito, OAK |
| & Denny McLain, DET | 2003 — Roy Halladay, TOR |
| 1970 — Nino Perry, MIN | 2004 — Johan Santana, MIN |
| 1971 — Vida Blue, OAK | 2005 — Bartolo Colon, LAA |
| 1972 — Gaylord Perry, CLE | 2006 — Johan Santana, MIN |
| 1973 — Jim Palmer, BAL | 2007 — C.C. Sabathia, CLE |
| 1974 — Jim Hunter, OAK | 2008 — Cliff Lee, CLE |
| 1975 — Jim Palmer, BAL | 2009 — Zack Greinke, KC |
| 1976 — Jim Palmer, BAL | 2010 — Felix Hernandez, SEA |
| 1977 — Sparky Lyle, NYY | 2011 — Justin Verlander, DET |
| 1978 — Ron Guidry, NYY | 2012 — David Price, TB |
| 1979 — Mike Flanagan, BAL | 2013 — Mike Flanagan, DET |
| 1980 — Steve Stone, BAL | 2014 — Corey Kluber, CLE |
| 1981 — Rollie Fingers, MIL | 2015 — Dallas Keuchel, HOU |
| 1982 — Pete Vuckovich, MIL | 2016 — Rick Porcello, BOS |
| 1983 — LaMarr Hoyt, CWS | 2017 — Corey Kluber, CLE |
| 1984 — Willie Hernandez, DET | 2018 — Blake Snell, TB |
| 1985 — Bret Saberhagen, KC | 2019 — Justin Verlander, HOU |
| 1986 — Roger Clemens, BOS | 2020 — Shane Bieber, CLE |
| 1987 — Roger Clemens, BOS | 2021 — Robbie Ray, TOR |
| 1988 — Frank Viola, MIN | 2022 — Justin Verlander, HOU |
| 1989 — Bret Saberhagen, KC | 2023 — Gerrit Cole, NYY |
| 1990 — Bob Welch, OAK | 2024 — Tarik Skubal, DET |
| 1991 — Roger Clemens, BOS | |
| 1992 — Dennis Eckersley, OAK | |
| 1993 — Jack McDowell, CWS | |
| 1994 — David Cone, KC | |
| 1995 — Randy Johnson, SEA | |

NATIONAL LEAGUE

| | |
|---------------------------------|-----------------------------|
| 1956 — Don Newcombe, BKN★ | 1994 — Greg Maddux, ATL |
| 1957 — Warren Spahn, MLN★ | 1995 — Greg Maddux, ATL |
| 1960 — Vernon Law, PIT★ | 1996 — John Smoltz, ATL |
| 1962 — Don Drysdale, LAD★ | 1997 — Pedro Martinez, MON |
| 1963 — Sandy Koufax, LAD★ | 1998 — Tom Glavine, ATL |
| 1965 — Sandy Koufax, LAD★ | 1999 — Randy Johnson, ARI |
| 1966 — Sandy Koufax, LAD★ | 2000 — Randy Johnson, ARI |
| 1967 — Mike McCormick, SF | 2001 — Randy Johnson, ARI |
| 1968 — Bob Gibson, STL | 2002 — Randy Johnson, ARI |
| 1969 — Tom Seaver, NYM | 2003 — Eric Gagne, LAD |
| 1970 — Bob Gibson, STL | 2004 — Roger Clemens, HOU |
| 1971 — Fergie Jenkins, CHC | 2005 — Chris Carpenter, STL |
| 1972 — Steve Carlton, PHI | 2006 — Brandon Webb, ARI |
| 1973 — Tom Seaver, NYM | 2007 — Jake Peavy, SD |
| 1974 — Mike Marshall, LAD | 2008 — Tim Lincecum, SF |
| 1975 — Tom Seaver, NYM | 2009 — Tim Lincecum, SF |
| 1976 — Randy Jones, SD | 2010 — Roy Halladay, PHI |
| 1977 — Steve Carlton, PHI | 2011 — Clayton Kershaw, LAD |
| 1978 — Gaylord Perry, SD | 2012 — R.A. Dickey, NYM |
| 1979 — Bruce Sutter, CHC | 2013 — Clayton Kershaw, LAD |
| 1980 — Steve Carlton, PHI | 2014 — Clayton Kershaw, LAD |
| 1981 — Fernando Valenzuela, LAD | 2015 — Jake Arrieta, CHC |
| 1982 — Steve Carlton, PHI | 2016 — Max Scherzer, WSH |
| 1983 — John Denny, PHI | 2017 — Max Scherzer, WSH |
| 1984 — Rick Sutcliffe, CHC | 2018 — Jacob deGrom, NYM |
| 1985 — Dwight Gooden, NYM | 2019 — Jacob deGrom, NYM |
| 1986 — Mike Scott, HOU | 2020 — Trevor Bauer, CIN |
| 1987 — Steve Bedrosian, PHI | 2021 — Corbin Burnes, MIL |
| 1988 — Orel Hershiser, LAD | 2022 — Sandy Alcantara, MIA |
| 1989 — Mark Davis, SD | 2023 — Blake Snell, SD |
| 1990 — Doug Drabek, PIT | 2024 — Chris Sale, ATL |
| 1991 — Tom Glavine, ATL | |
| 1992 — Greg Maddux, CHC | |
| 1993 — Greg Maddux, ATL | |

★ Combined Selection

ANGELS WALK-OFF HOME RUNS (SINCE 2002)

| Date | Opp. | Inn. | Player |
|------------|------|------|------------------------------|
| 04/28/2002 | TOR | 14 | David Eckstein (Grand Slam) |
| 05/08/2002 | DET | 9 | Troy Glaus |
| 05/25/2002 | MIN | 13 | Tim Salmon |
| 06/05/2002 | TEX | 10 | Troy Glaus |
| 09/16/2003 | OAK | 9 | Scott Spiezio |
| 09/23/2003 | SEA | 11 | Tim Salmon |
| 07/31/2004 | SEA | 11 | Jose Guillen |
| 08/29/2004 | MIN | 9 | Adam Kennedy |
| 04/21/2005 | CLE | 10 | Orlando Cabrera |
| 05/27/2005 | KC | 10 | Dallas McPherson |
| 06/18/2005 | FLA | 10 | Vladimir Guerrero |
| 09/05/2006 | BAL | 10 | Adam Kennedy |
| 06/03/2007 | BAL | 9 | Vladimir Guerrero |
| 04/07/2008 | CLE | 9 | Torii Hunter (Grand Slam) |
| 09/12/2008 | SEA | 9 | Mike Napoli |
| 05/29/2010 | SEA | 10 | Kendrys Morales (Grand Slam) |
| 05/30/2010 | SEA | 9 | Howie Kendrick |
| 08/11/2010 | KC | 10 | Bobby Abreu |
| 09/10/2010 | SEA | 14 | Bobby Abreu |
| 07/08/2011 | SEA | 9 | Mark Trumbo |
| 08/18/2011 | TEX | 9 | Mark Trumbo |
| 05/28/2012 | NYN | 9 | Mark Trumbo |
| 04/21/2013 | DET | 13 | Mark Trumbo |

| Date | Opp. | Inn. | Player |
|------------|------|------|-----------------|
| 04/23/2013 | TEX | 11 | Howie Kendrick |
| 07/06/2013 | BOS | 11 | Josh Hamilton |
| 08/17/2013 | HOU | 10 | Josh Hamilton |
| 04/16/2014 | OAK | 12 | Chris Iannetta |
| 05/15/2014 | TB | 9 | Mike Trout |
| 06/10/2014 | OAK | 14 | Collin Cowgill |
| 07/04/2014 | HOU | 9 | Mike Trout |
| 08/09/2014 | BOS | 19 | Albert Pujols |
| 05/05/2015 | SEA | 9 | Carlos Perez |
| 07/17/2015 | BOS | 9 | Mike Trout |
| 09/26/2015 | SEA | 9 | David Freese |
| 05/31/2016 | DET | 9 | C.J. Cron |
| 08/03/2016 | OAK | 9 | Albert Pujols |
| 04/04/2018 | CLE | 13 | Zack Cozart |
| 07/27/2018 | SEA | 10 | Kole Calhoun |
| 09/24/2018 | TEX | 11 | Jose Briceño |
| 09/30/2018 | OAK | 9 | Taylor Ward |
| 07/28/2019 | BAL | 9 | Matt Thaiss |
| 08/17/2020 | SF | 9 | Tommy La Stella |
| 04/04/2021 | CWS | 9 | Jared Walsh |
| 08/13/2022 | MIN | 11 | Taylor Ward |
| 06/09/2024 | HOU | 9 | Logan O'Hoppe |
| 07/12/2024 | SEA | 10 | Willie Calhoun |
| 08/31/2024 | SEA | 9 | Mickey Moniak |



ROOKIE OF THE YEAR AWARD WINNERS

AMERICAN LEAGUE

| | | |
|-----------------------------|-------------------------------|----------------------------------|
| 1949 — Roy Sievers, SLB | 1978 — Lou Whitaker, DET | 2006 — Justin Verlander, DET |
| 1950 — Walt Dropo, BOS | 1979 — John Castino, MIN | 2007 — Dustin Pedroia, BOS |
| 1951 — Gil McDougald, NYY | Alfredo Griffin, TOR | 2008 — Evan Longoria, TB |
| 1952 — Harry Byrd, PHI | 1980 — Joe Charboneau, CLE | 2009 — Andrew Bailey, OAK |
| 1953 — Harvey Kuenn, DET | 1981 — Dave Righetti, NYY | 2010 — Neftali Feliz, TEX |
| 1954 — Bob Grim, NYY | 1982 — Cal Ripken, Jr., BAL | 2011 — Jeremy Hellickson, TB |
| 1955 — Herb Score, CLE | 1983 — Ron Kittle, CWS | 2012 — Mike Trout, LAA |
| 1956 — Luis Aparicio, CWS | 1984 — Alvin Davis, SEA | 2013 — Wil Myers, TB |
| 1957 — Tony Kubek, NYY | 1985 — Ozzie Guillen, CWS | 2014 — Jose Abreu, CWS |
| 1958 — Albie Pearson, WAS | 1986 — Jose Canseco, OAK | 2015 — Carlos Correa, HOU |
| 1959 — Bob Allison, WAS | 1987 — Mark McGwire, OAK | 2016 — Michael Fulmer, DET |
| 1960 — Ron Hansen, BAL | 1988 — Walt Weiss, OAK | 2017 — Aaron Judge, NYY |
| 1961 — Don Schwall, BOS | 1989 — Gregg Olson, BAL | 2018 — Shohei Ohtani, LAA |
| 1962 — Tom Tresh, NYY | 1990 — Sandy Alomar, Jr., CLE | 2019 — Yordan Alvarez, HOU |
| 1963 — Gary Peters, CWS | 1991 — Chuck Knoblauch, MIN | 2020 — Kyle Lewis, SEA |
| 1964 — Tony Oliva, MIN | 1992 — Pat Listach, MIL | 2021 — Randy Arozarena, TB |
| 1965 — Curt Blefary, BAL | 1993 — Tim Salmon, CAL | 2022 — Julio Rodriguez, SEA |
| 1966 — Tommie Agee, CWS | 1994 — Bob Hamelin, KC | 2023 — Gunnar Henderson, BAL |
| 1967 — Rod Carew, MIN | 1995 — Marty Cordova, MIN | 2024 — Luis Gil, NYY |
| 1968 — Stan Bahnsen, NYY | 1996 — Derek Jeter, NYY | |
| 1969 — Lou Piniella, KC | 1997 — Nomar Garciaparra, BOS | |
| 1970 — Thurman Munson, NYY | 1998 — Ben Grieve, OAK | |
| 1971 — Chris Chambliss, CLE | 1999 — Carlos Beltran, KC | |
| 1972 — Carlton Fisk, BOS | 2000 — Kazuhiro Sasaki, SEA | |
| 1973 — Al Bumbry, BAL | 2001 — Ichiro Suzuki, SEA | |
| 1974 — Mike Hargrove, TEX | 2002 — Eric Hinske, TOR | |
| 1975 — Fred Lynn, BOS | 2003 — Angel Berroa, KC | |
| 1976 — Mark Fidrych, DET | 2004 — Bobby Crosby, OAK | |
| 1977 — Eddie Murray, BAL | 2005 — Huston Street, OAK | |

NATIONAL LEAGUE

| | | |
|-------------------------------|---------------------------------|-------------------------------|
| 1947 — Jackie Robinson, BKN ★ | 1976 — Butch Metzger, SD | 2004 — Jason Bay, PIT |
| 1948 — Alvin Dark, BSN ★ | & Pat Zachry, CIN | 2005 — Ryan Howard, PHI |
| 1949 — Don Newcombe, BKN | 1977 — Andre Dawson, MON | 2006 — Hanley Ramirez, FLA |
| 1950 — Sam Jethroe, BSN | 1978 — Bob Horner, ATL | 2007 — Ryan Braun, MIL |
| 1951 — Willie Mays, NYG | 1979 — Rick Sutcliffe, LAD | 2008 — Geovany Soto, CHC |
| 1952 — Joe Black, BKN | 1980 — Steve Howe, LAD | 2009 — Chris Coghlan, FLA |
| 1953 — Jim Gilliam, BKN | 1981 — Fernando Valenzuela, LAD | 2010 — Buster Posey, SF |
| 1954 — Wally Moon, STL | 1982 — Steve Sax, LAD | 2011 — Craig Kimbrel, ATL |
| 1955 — Bill Virdon, STL | 1983 — Darryl Strawberry, NYM | 2012 — Bryce Harper, WSH |
| 1956 — Frank Robinson, CIN | 1984 — Dwight Gooden, NYM | 2013 — Jose Fernandez, MIA |
| 1957 — Jack Sanford, PHI | 1985 — Vince Coleman, STL | 2014 — Jacob deGrom, NYM |
| 1958 — Orlando Cepeda, SF | 1986 — Todd Worrell, STL | 2015 — Kris Bryant, CHC |
| 1959 — Willie McCovey, SF | 1987 — Benito Santiago, SD | 2016 — Corey Seager, LAD |
| 1960 — Frank Howard, LAD | 1988 — Chris Sabo, CIN | 2017 — Cody Bellinger, LAD |
| 1961 — Billy Williams, CHC | 1989 — Jerome Walton, CHC | 2018 — Ronald Acuña Jr., ATL |
| 1962 — Ken Hubbs, CHC | 1990 — Dave Justice, ATL | 2019 — Pete Alonso, NYM |
| 1963 — Pete Rose, CIN | 1991 — Jeff Bagwell, HOU | 2020 — Devin Williams, MIL |
| 1964 — Dick Allen, PHI | 1992 — Eric Karros, LAD | 2021 — Jonathan India, CIN |
| 1965 — Jim Lefebvre, LAD | 1993 — Mike Piazza, LAD | 2022 — Michael Harris II, ATL |
| 1966 — Tommy Helms, CIN | 1994 — Raul Mondesi, LAD | 2023 — Corbin Carroll, ARI |
| 1967 — Tom Seaver, NYM | 1995 — Hideo Nomo, LAD | 2024 — Paul Skenes, PIT |
| 1968 — Johnny Bench, CIN | 1996 — Todd Hollandsworth, LAD | |
| 1969 — Ted Sizemore, LAD | 1997 — Scott Rolen, PHI | |
| 1970 — Carl Morton, MON | 1998 — Kerry Wood, CHC | |
| 1971 — Earl Williams, ATL | 1999 — Scott Williamson, CIN | |
| 1972 — Jon Matlack, NYM | 2000 — Rafael Furcal, ATL | |
| 1973 — Gary Matthews, SF | 2001 — Albert Pujols, STL | |
| 1974 — Bake McBride, STL | 2002 — Jason Jennings, COL | |
| 1975 — John Montefusco, SF | 2003 — Dontrelle Willis, FLA | |

★ Combined Selection



SPRING TRAINING



SPRING TRAINING



The Angels will hold Spring Training for the 33rd consecutive season (since 1993) in Tempe, Arizona, where the Club plays home games at Tempe Diablo Stadium.

Tempe Diablo Stadium is the oldest active ballpark in the Cactus League after Oakland moved out of Phoenix Municipal Stadium (1964) following the 2014 season.

The Halos initially signed a 25-year lease (including two five-year options) with the city of Tempe on July 25, 1991, making Tempe Diablo Stadium their Spring Training facility until 2017, with an extension in 2004 to stay through 2025. In 2021, the Angels and the city agreed to extend the lease through the year 2035.

Tempe Diablo Stadium, which is owned and operated by the City of Tempe Parks and Recreation Department, previously housed the Seattle Pilots/Milwaukee Brewers (1969-71) and Seattle Mariners (1977-92).

In advance of the Angels moving to Tempe, the stadium was completely rebuilt and renovated with the combined efforts of HOK Sports Facilities Group and the Angels. Groundbreaking for the stadium took place, Apr. 22, 1992 with an estimated cost of \$5.8 million to complete. Two-thirds of the funding was provided by Maricopa County and one-third by the city of Tempe. All revenues from food and beverage concessions, parking, souvenirs and in-stadium advertising are shared equally by the City of Tempe and the Angels, while the city receives 20% of revenues from ticket sales. In 2006, the Club upgraded their minor league spring operations, expanding its practice fields with four additional lighted ball fields, refurbished clubhouses and expanded dugouts.

Dedication ceremonies for Tempe Diablo Stadium took place Feb. 27, 1993, with the Angels playing their first spring home game, Mar. 7, 1993 against Oakland.

The current Tempe Diablo Stadium complex includes six-and-a-half practice fields in addition to the main stadium, which was dedicated as Gene Autry Field in 1999 in honor of the former Angels owner who passed away after the 1998 season.

TEMPE DIABLO FACTS & FIGURES

Address (Tempe Diablo Stadium):

2200 W. Alameda, Tempe, AZ 85282

Address (Spring Training Complex):

2225 W. Westcourt Way, Tempe, AZ 85282

Owners: City of Tempe Parks and Recreation Department

Tenant: Los Angeles Angels

Architect: DLR Group (2006 renovation)/HOK Sports (1992)

Builder: Moline Construction (2006)/Weitz Company (1992)

Cost: 20 million (2006 est.)/5.8 million (1992 est.)

Groundbreaking Dates: Apr. 13, 2005/Apr. 22, 1992

Stadium Area: 75 acres

Parking Facilities: East and West parking lots with nearly 1,350 paved parking spaces; one disabled accessible entry ramp, field and service access.

Seating Capacity: 9,708

3,110: Field Box Seats

3,013: Field MVP Seats

291: Home Plate MVP

41: Suites

503: Grandstand seats

2,600: Lawn seats (estimate)

150: Bud Patio Pavilion

FAN ACCOMMODATIONS

(ALL WITH DISABLED ACCESS)

3 WOMEN'S RESTROOMS

3 MEN'S RESTROOMS

1 FAMILY RESTROOM

5 CONCESSION STANDS

1 WALK-IN TEAM STORE

1 GUEST SERVICES OFFICE

1 FIRST AID STATION

1 BOX OFFICE

8 TICKET WINDOWS

2 PICNIC AREAS

DIMENSIONS

LEFT FIELD LINE 340'

RIGHT FIELD LINE 360'

POWER ALLEYS 400'

CENTER 420'

FENCE HEIGHT IS EIGHT FEET

PLAYING TURF IS BERMUDA



TEMPE DIABLO RENOVATIONS

Through the combined efforts of the Angels and the City of Tempe, the Tempe Diablo Spring Training site underwent major renovations during the 2024-25 offseason to improve team experiences and performance. In February 2025, the Angels debuted the newly renovated and expanded Player Development Center.

The updated facility features a new Performance Center, Players' Clubhouse, Coaches Locker Room, Video Room, Women's Locker Room, Coaches Workroom and a full kitchen



with dining space for players and staff. In addition, renovations included a new Weight Room featuring the latest gym equipment, a newly outfitted Athletic Training Room, a Hydrotherapy Room with all new equipment and technology, Medical Exam Rooms and new office space for the Angels Sports Performance staff.

The entire facility has also undergone modernizing design updates, including the instillation of new lighting, fixtures and furniture throughout the building.

Performance Center will feature four updated batting cages with a full fleet of technological additions to benefit both the pitching and hitting departments. The Center's new retractable netting system will allow the Club options to utilize the space for a variety of needs. The indoor, climate-controlled center and newly constructed Weight Room are set alongside a new 300-foot-long agility field for easily accessible use by players, Sports Performance staff and on-field coaches. After completing the renovation, the Player Development Center has more than doubled in size, from a total 22,100 square feet to 46,141 square feet. The developments come as part of an agreement between the Angels and the City of Tempe to extend Tempe Diablo as the Angels Spring Training home through 2035.





ANGELS SPRING TRAINING SITES

As a new franchise, the Angels opened their Spring Training contests at Angels Stadium in Palm Springs (Coachella Valley) in 1961. The facility was formerly called the Polo Grounds until switching its name in 1964.

On Dec. 19, 1965, the Angels signed an agreement to also hold Spring Training in Holtville, CA, located approximately 10 miles east of El Centro. The Club annually spent 10 days to two weeks at the four-diamond complex from 1966 through 1979, before returning on a full-time basis to Palm Springs in 1980.

In 1982 and 1983, the Angels divided spring headquarters between Casa Grande, AZ and Palm Springs.

On Apr. 1, 1992, the Halos defeated San Diego, 3-1 at Palm Springs Angels Stadium in the final exhibition game of Spring Training. The contest was historic in that it marked the final Spring Training game for the Angels in Palm Springs, CA, their Cactus League home for 32 years.

| | |
|---------|--------------------------------|
| 1961-65 | Palm Springs, CA |
| 1966-79 | Holtville, CA/Palm Springs, CA |
| 1980-81 | Palm Springs, CA |

| | |
|--------------|----------------------------------|
| 1982-83 | Casa Grande, AZ/Palm Springs, CA |
| 1984-92 | Mesa, AZ/Palm Springs, CA |
| 1993-Present | Tempe, AZ |



Hall-of-Famers Don Drysdale and Dick Enberg broadcasting the game from atop the press box in Palm Springs



Nolan Ryan at Spring Training in Palm Springs

SPRING TRAINING

**Tempe Diablo Stadium**

2200 West Alameda Drive

Tempe, AZ 85282

(480) 350-5205 (Main Info. Line)

(480) 350-5265 (Stadium Manager)

(480) 858-7573 (Press Box)

@diablostadium

MAJOR LEAGUE CAMP**Angels Player Development Center**

2225 W. Westcourt Way

Tempe, AZ 85282

(480) 858-7558

MINOR LEAGUE CAMP

8045 E Camelback Road

Scottsdale, AZ 85251

TEMPE DIABLO STADIUM AND MINOR LEAGUE COMPLEX STAFF

| | |
|------------------------|--|
| Jerry Hall..... | Tempe Diablo Stadium Manager |
| Mike Clark..... | Public Works Supervisor (Groundscrew lead) |
| Louie Raya | Minor League Equipment Manager |
| Janelle Wakefield..... | Spring Training Receptionist |

**FRED HANEY MEMORIAL AWARD**

Awarded to the outstanding Angels rookie(s) during Spring Training.

| | |
|---|--|
| 1980 — Alfredo Martinez | 2004 — Brian Specht |
| 1981 — Mike Witt | 2005 — Maicer Izturis |
| 1982 — Angel Moreno | 2006 — Kendrys Morales |
| 1983 — Mike Brown | 2007 — Nick Gorneault |
| 1984 — Ron Romanick | 2008 — Darren O'Day |
| 1985 — Pat Clements, Jack Howell, Wally Joyner | 2009 — Matt Brown |
| 1986 — Wally Joyner | 2010 — Michael Kohn |
| 1987 — Devon White | 2011 — Mark Trumbo |
| 1988 — Frank DiMichele | 2012 — Kole Calhoun |
| 1989 — Dante Bichette | 2013 — Luis Jimenez |
| 1990 — John Orton | 2014 — Matt Long |
| 1991 — Bobby Rose | 2015 — Drew Rucinski |
| 1992 — Chad Curtis | 2016 — Rafael Ortega |
| 1993 — Darryl Scott | 2017 — Nolan Fontana |
| 1994 — Jim Edmonds | 2018 — David Fletcher |
| 1995 — No recipient due to strike | 2019 — Matt Thaiss |
| 1996 — George Arias | 2020 — No recipient due to COVID-19 |
| 1997 — Jason Dickson | 2021 — Jose Rojas |
| 1998 — Troy Glaus | 2022 — Michael Stefanic |
| 1999 — Mike Fyhrie & Keith Luuloa | 2023 — Jordyn Adams |
| 2000 — Bengie Molina | 2024 — Victor Mederos |
| 2001 — David Eckstein | |
| 2002 — Gary Johnson | |
| 2003 — Dusty Bergman | |



SPRING TRAINING

| DATE | DAY | OPPONENT | LOCATION | TIME |
|-----------|--------|-----------------------------|------------------------|----------|
| 2/22 | Sat. | vs. Seattle | Tempe Diablo Stadium | 12:10 PM |
| 2/23 | Sun. | @ Cleveland | Goodyear Ballpark | 12:05 PM |
| 2/24 | Mon. | vs. San Francisco | Tempe Diablo Stadium | 12:10 PM |
| 2/25 | Tues. | @ San Diego | Peoria Sports Complex | 12:10 PM |
| 2/26 | Wed. | vs. Cincinnati | Tempe Diablo Stadium | 12:10 PM |
| 2/27 | Thurs. | @ Chicago (N.L.) | Sloan Park | 12:05 PM |
| 2/28 (ss) | Fri. | vs. Chicago (A.L.) | Tempe Diablo Stadium | 12:10 PM |
| | | @ Los Angeles (N.L.) | Camelback Ranch | 5:05 PM |
| 3/1 | Sat. | vs. Athletics | Tempe Diablo Stadium | 12:10 PM |
| 3/2 | Sun. | @ San Francisco | Scottsdale Stadium | 12:05 PM |
| 3/3 | Mon. | vs. Colorado | Tempe Diablo Stadium | 12:10 PM |
| 3/4 | Tues. | @ Cleveland | Goodyear Ballpark | 12:05 PM |
| 3/5 | Wed. | vs. Los Angeles (N.L.) | Tempe Diablo Stadium | 12:10 PM |
| 3/6 | Thurs. | @ Seattle | Peoria Sports Complex | 5:40 PM |
| 3/7 (ss) | Fri. | @ Kansas City | Surprise Stadium | 12:05 PM |
| | | vs. Arizona | Tempe Diablo Stadium | 12:10 PM |
| 3/8 | Sat. | @ Milwaukee | American Family Fields | 12:10 PM |
| 3/9 | Sun. | vs. Cincinnati | Tempe Diablo Stadium | 1:10 PM |
| 3/10 | Mon. | vs. Colorado | Tempe Diablo Stadium | 1:10 PM |
| 3/11 | Tues. | @ Texas | Surprise Stadium | 1:05 PM |
| 3/12 | Wed. | @ Chicago (A.L.) | Camelback Ranch | 1:05 PM |
| 3/13 | Thurs. | OFF DAY | | |
| 3/14 (ss) | Fri. | @ Athletics | Hohokam Stadium | 1:05 PM |
| | | vs. Kansas City | Tempe Diablo Stadium | 1:10 PM |
| 3/15 (ss) | Sat. | vs. Milwaukee | Tempe Diablo Stadium | 1:10 PM |
| | | *@ Chicago (N.L.) Prospects | Sloan Park | 6:05 PM |
| 3/16 | Sun. | vs. San Diego | Tempe Diablo Stadium | 1:10 PM |
| 3/17 | Mon. | @ Arizona | Salt River Fields | 1:10 PM |
| 3/28 | Tues. | @ Cincinnati | Goodyear Ballpark | 1:05 PM |
| 3/19 | Wed. | vs. Cleveland | Tempe Diablo Stadium | 1:10 PM |
| 3/20 | Thurs. | @ Chicago (A.L.) | Camelback Ranch | 1:05 PM |
| 3/21 (ss) | Fri. | vs. Texas | Tempe Diablo Stadium | 12:10 PM |
| | | @ Colorado | Salt River Fields | 1:10 PM |
| 3/22 | Sat. | OFF DAY | | |
| 3/23 | Sun. | @ Los Angeles (N.L.) | Dodger Stadium | 5:10 PM |
| 3/24 | Mon. | vs. Los Angeles (N.L.) | Angel Stadium | 6:07 PM |
| 3/25 | Tues. | vs. Los Angeles (N.L.) | Angel Stadium | 6:07 PM |

All Times are Pacific Time

Red Indicates Home Game

Game Times Subject to Change

* MLB Spring Breakout Game

SPRING TRAINING



SPRING TRAINING 2024 BATTING STATS

| Player | AVG | AB | R | H | 2B | 3B | HR | RBI | BB | IBB | SO | SB | CS | OBP | SLG | SF | HBP | GIDP | SAC |
|---------------|-------|----|----|----|----|----|----|-----|----|-----|----|----|----|-------|-------|----|-----|------|-----|
| Adams, J | .211 | 19 | 5 | 4 | 2 | 1 | 0 | 0 | 7 | 0 | 6 | 2 | 0 | .423 | .421 | 0 | 0 | 0 | 0 |
| Adell, J | .234 | 47 | 10 | 11 | 3 | 2 | 2 | 6 | 5 | 0 | 18 | 6 | 0 | .302 | .511 | 1 | 0 | 1 | 0 |
| Adrianza, E | .206 | 34 | 5 | 7 | 0 | 0 | 2 | 4 | 3 | 0 | 5 | 0 | 0 | .270 | .382 | 0 | 0 | 1 | 1 |
| Blake, A | 1.000 | 1 | 0 | 1 | 0 | 0 | 0 | 1 | 0 | 0 | 0 | 0 | 0 | 1.000 | 1.000 | 0 | 0 | 0 | 0 |
| Blakely, W | .000 | 2 | 0 | 0 | 0 | 0 | 0 | 0 | 0 | 0 | 1 | 0 | 0 | .000 | .000 | 0 | 0 | 0 | 0 |
| Brown, S | .313 | 16 | 1 | 5 | 1 | 0 | 0 | 1 | 0 | 0 | 3 | 0 | 0 | .313 | .375 | 0 | 0 | 0 | 0 |
| Calhoun, W | .297 | 37 | 4 | 11 | 3 | 0 | 1 | 2 | 4 | 0 | 6 | 0 | 0 | .366 | .459 | 0 | 0 | 0 | 0 |
| Campero, G | .333 | 3 | 0 | 1 | 0 | 0 | 0 | 0 | 0 | 0 | 1 | 0 | 0 | .333 | .333 | 0 | 0 | 0 | 0 |
| Castillo, K | .000 | 0 | 0 | 0 | 0 | 0 | 0 | 0 | 0 | 0 | 0 | 0 | 0 | .000 | .000 | 0 | 0 | 0 | 0 |
| DiChiara, S | .333 | 3 | 0 | 1 | 0 | 0 | 0 | 0 | 0 | 0 | 0 | 0 | 0 | .333 | .333 | 0 | 0 | 0 | 0 |
| Dozier, H | .211 | 19 | 3 | 4 | 1 | 0 | 1 | 3 | 3 | 0 | 10 | 0 | 0 | .318 | .421 | 0 | 0 | 0 | 0 |
| Drury, B | .353 | 51 | 8 | 18 | 5 | 0 | 1 | 9 | 5 | 0 | 15 | 0 | 2 | .421 | .510 | 0 | 1 | 2 | 0 |
| Flint, T | .154 | 13 | 1 | 2 | 0 | 1 | 0 | 2 | 2 | 0 | 7 | 0 | 0 | .250 | .308 | 1 | 0 | 0 | 0 |
| Flores, J | .000 | 1 | 0 | 0 | 0 | 0 | 0 | 0 | 1 | 0 | 1 | 0 | 0 | .500 | .000 | 0 | 0 | 0 | 0 |
| Fontenelle, C | .207 | 29 | 3 | 6 | 2 | 1 | 0 | 5 | 5 | 0 | 7 | 0 | 1 | .324 | .345 | 0 | 0 | 1 | 0 |
| Garcia, C | .000 | 0 | 0 | 0 | 0 | 0 | 0 | 0 | 0 | 0 | 0 | 0 | 0 | .000 | .000 | 0 | 0 | 0 | 0 |
| Guzman, D | .200 | 5 | 0 | 1 | 0 | 0 | 0 | 0 | 0 | 0 | 1 | 0 | 0 | .200 | .200 | 0 | 0 | 0 | 0 |
| Hamilton, C | .000 | 11 | 2 | 0 | 0 | 0 | 0 | 0 | 4 | 0 | 5 | 0 | 0 | .267 | .000 | 0 | 0 | 0 | 0 |
| Hicks, A | .313 | 48 | 9 | 15 | 3 | 1 | 2 | 6 | 10 | 0 | 12 | 3 | 0 | .431 | .542 | 0 | 0 | 0 | 0 |
| Humphreys, Z | .200 | 5 | 0 | 1 | 0 | 0 | 0 | 0 | 1 | 0 | 2 | 0 | 0 | .333 | .200 | 0 | 0 | 0 | 0 |
| Leblanc, C | .071 | 14 | 1 | 1 | 0 | 0 | 0 | 2 | 2 | 0 | 7 | 1 | 0 | .188 | .071 | 0 | 0 | 0 | 0 |
| López, J | .158 | 19 | 1 | 3 | 1 | 0 | 0 | 1 | 1 | 0 | 3 | 0 | 0 | .200 | .211 | 0 | 0 | 3 | 1 |
| Marisnick, J | .302 | 43 | 7 | 13 | 2 | 0 | 3 | 7 | 2 | 0 | 13 | 5 | 3 | .333 | .558 | 0 | 0 | 1 | 0 |
| Martin, J | .235 | 17 | 3 | 4 | 1 | 0 | 1 | 4 | 1 | 0 | 6 | 0 | 3 | .263 | .471 | 1 | 0 | 1 | 0 |
| Martin, R | .100 | 10 | 0 | 1 | 0 | 0 | 0 | 0 | 0 | 0 | 5 | 1 | 0 | .100 | .100 | 0 | 0 | 0 | 0 |
| McCroskey, M | .000 | 1 | 0 | 0 | 0 | 0 | 0 | 0 | 0 | 0 | 0 | 0 | 0 | .000 | .000 | 0 | 0 | 0 | 0 |
| Mejia, F | .000 | 0 | 1 | 0 | 0 | 0 | 0 | 0 | 1 | 0 | 0 | 0 | 0 | 1.000 | .000 | 0 | 0 | 0 | 0 |
| Moniak, M | .283 | 53 | 3 | 15 | 4 | 0 | 1 | 4 | 4 | 0 | 16 | 3 | 1 | .328 | .415 | 1 | 0 | 0 | 0 |
| Neto, Z | .310 | 58 | 12 | 18 | 2 | 3 | 3 | 12 | 3 | 0 | 9 | 4 | 1 | .339 | .603 | 1 | 0 | 0 | 0 |
| O'Hoppe, L | .192 | 52 | 4 | 10 | 2 | 0 | 2 | 7 | 5 | 0 | 15 | 1 | 1 | .263 | .346 | 0 | 0 | 0 | 0 |
| Ortiz, C | .000 | 1 | 0 | 0 | 0 | 0 | 0 | 0 | 1 | 0 | 1 | 0 | 0 | .500 | .000 | 0 | 0 | 0 | 0 |
| Paris, K | .217 | 23 | 1 | 5 | 0 | 0 | 0 | 2 | 0 | 0 | 8 | 3 | 0 | .217 | .217 | 0 | 0 | 0 | 0 |
| Piacencia, A | .000 | 2 | 0 | 0 | 0 | 0 | 0 | 0 | 1 | 0 | 1 | 0 | 0 | .333 | .000 | 0 | 0 | 0 | 0 |
| Rada, N | .176 | 17 | 2 | 3 | 0 | 0 | 1 | 4 | 2 | 0 | 4 | 5 | 0 | .300 | .353 | 0 | 1 | 0 | 0 |
| Redfield, J | .000 | 1 | 0 | 0 | 0 | 0 | 0 | 0 | 0 | 0 | 0 | 0 | 0 | .000 | .000 | 0 | 0 | 0 | 0 |
| Rendon, A | .171 | 35 | 6 | 6 | 2 | 0 | 0 | 1 | 8 | 0 | 6 | 1 | 0 | .341 | .229 | 0 | 1 | 0 | 0 |
| Rengifo, L | .206 | 34 | 0 | 7 | 1 | 0 | 0 | 0 | 1 | 0 | 7 | 1 | 0 | .229 | .235 | 0 | 0 | 1 | 0 |
| Rios, A | .000 | 0 | 0 | 0 | 0 | 0 | 0 | 0 | 0 | 0 | 0 | 0 | 0 | .000 | .000 | 0 | 0 | 0 | 0 |
| Sanó, M | .204 | 54 | 9 | 11 | 1 | 0 | 4 | 11 | 6 | 0 | 20 | 1 | 0 | .295 | .444 | 0 | 1 | 0 | 0 |
| Schanuel, N | .250 | 48 | 4 | 12 | 0 | 1 | 2 | 8 | 6 | 0 | 5 | 2 | 1 | .333 | .417 | 0 | 0 | 2 | 0 |
| Scull, A | .333 | 3 | 1 | 1 | 0 | 0 | 0 | 0 | 0 | 0 | 1 | 0 | 0 | .333 | .333 | 0 | 0 | 0 | 0 |
| Soto, L | .237 | 38 | 5 | 9 | 1 | 1 | 0 | 4 | 5 | 0 | 10 | 2 | 1 | .326 | .316 | 0 | 0 | 1 | 1 |
| Teodosio, B | .333 | 3 | 0 | 1 | 0 | 0 | 0 | 0 | 0 | 0 | 1 | 0 | 0 | .333 | .333 | 0 | 0 | 0 | 0 |
| Thaiss, M | .214 | 28 | 7 | 6 | 2 | 0 | 0 | 0 | 7 | 0 | 5 | 1 | 0 | .405 | .286 | 0 | 2 | 0 | 0 |
| Torres, L | .500 | 2 | 1 | 1 | 0 | 0 | 0 | 0 | 0 | 0 | 0 | 0 | 0 | .500 | .500 | 0 | 0 | 0 | 0 |
| Trout, M | .224 | 49 | 4 | 11 | 2 | 1 | 1 | 6 | 7 | 0 | 19 | 1 | 0 | .328 | .367 | 1 | 1 | 1 | 0 |
| Vera, A | .071 | 14 | 0 | 1 | 0 | 0 | 0 | 2 | 0 | 0 | 5 | 0 | 0 | .071 | .071 | 0 | 0 | 0 | 0 |
| Wagaman, E | .143 | 7 | 1 | 1 | 0 | 0 | 0 | 0 | 2 | 0 | 3 | 0 | 0 | .333 | .143 | 0 | 0 | 0 | 0 |
| Wallach, C | .294 | 17 | 3 | 5 | 1 | 0 | 0 | 1 | 1 | 0 | 6 | 0 | 0 | .333 | .353 | 0 | 0 | 0 | 0 |
| Ward, T | .228 | 57 | 7 | 13 | 5 | 0 | 1 | 6 | 5 | 0 | 14 | 1 | 1 | .290 | .368 | 0 | 0 | 2 | 0 |



SPRING TRAINING

SPRING TRAINING 2024 PITCHING STATS

| Player | ERA | G | GS | SV | IP | H | R | ER | HR | HBP | BB | IBB | SO | WHIP | WP | GDP | AB | W | L | GF | SHO | AVG |
|------------------|-------|----|----|----|------|----|----|----|----|-----|----|-----|----|------|----|-----|----|---|---|----|-----|------|
| Anderson, T | 3.78 | 5 | 5 | 0 | 16.2 | 19 | 7 | 7 | 1 | 0 | 3 | 0 | 20 | 1.32 | 0 | 0 | 67 | 1 | 2 | 0 | 0 | .284 |
| Cáceres, K | 1.80 | 6 | 0 | 0 | 5.0 | 2 | 2 | 1 | 0 | 0 | 2 | 0 | 5 | 0.80 | 2 | 1 | 16 | 0 | 1 | 0 | 0 | .125 |
| Canning, G | 3.78 | 5 | 5 | 0 | 16.2 | 18 | 8 | 7 | 1 | 2 | 7 | 0 | 18 | 1.50 | 1 | 1 | 65 | 0 | 2 | 0 | 0 | .277 |
| Cimber, A | 1.13 | 9 | 0 | 0 | 8.0 | 2 | 1 | 1 | 1 | 1 | 1 | 0 | 8 | 0.38 | 0 | 1 | 24 | 0 | 0 | 1 | 0 | .083 |
| Cisnero, J | 1.17 | 8 | 0 | 1 | 7.2 | 4 | 1 | 1 | 0 | 1 | 0 | 0 | 7 | 0.52 | 0 | 0 | 27 | 0 | 1 | 2 | 0 | .148 |
| Crouse, H | 0.00 | 2 | 0 | 0 | 1.2 | 0 | 0 | 0 | 0 | 0 | 0 | 0 | 0 | 0.00 | 0 | 0 | 5 | 0 | 0 | 1 | 0 | .000 |
| Dana, C | 9.39 | 4 | 1 | 0 | 7.2 | 10 | 8 | 8 | 0 | 0 | 5 | 0 | 4 | 1.96 | 2 | 1 | 32 | 0 | 0 | 1 | 0 | .313 |
| Daniel, D | 3.00 | 2 | 0 | 0 | 3.0 | 2 | 1 | 1 | 0 | 0 | 1 | 0 | 2 | 1.00 | 0 | 0 | 11 | 0 | 0 | 0 | 0 | .182 |
| Darrell-Hicks, M | 13.50 | 1 | 0 | 0 | 0.2 | 1 | 1 | 1 | 0 | 0 | 1 | 0 | 2 | 3.00 | 1 | 0 | 3 | 0 | 0 | 0 | 0 | .333 |
| Dashwood, J | 6.00 | 3 | 0 | 0 | 3.0 | 5 | 2 | 2 | 1 | 0 | 1 | 0 | 6 | 2.00 | 0 | 0 | 13 | 0 | 0 | 2 | 0 | .385 |
| Detmers, R | 2.45 | 5 | 5 | 0 | 18.1 | 12 | 5 | 5 | 1 | 2 | 11 | 0 | 24 | 1.25 | 0 | 3 | 64 | 2 | 0 | 0 | 0 | .188 |
| Estévez, C | 3.38 | 8 | 0 | 2 | 8.0 | 6 | 4 | 3 | 1 | 0 | 0 | 0 | 6 | 0.75 | 0 | 0 | 31 | 1 | 0 | 4 | 0 | .194 |
| Fulmer, C | 0.00 | 2 | 0 | 1 | 3.0 | 1 | 0 | 0 | 0 | 1 | 0 | 0 | 2 | 0.33 | 0 | 1 | 9 | 0 | 0 | 1 | 0 | .111 |
| García, L | 11.12 | 7 | 0 | 0 | 5.2 | 9 | 7 | 7 | 0 | 0 | 2 | 0 | 6 | 1.94 | 0 | 0 | 25 | 1 | 1 | 0 | 0 | .360 |
| Herget, J | 2.25 | 3 | 0 | 0 | 4.0 | 3 | 1 | 1 | 1 | 1 | 2 | 0 | 6 | 1.25 | 0 | 0 | 14 | 0 | 1 | 1 | 0 | .214 |
| Hernandez, A | 0.00 | 1 | 0 | 0 | 1.0 | 1 | 0 | 0 | 0 | 0 | 1 | 0 | 0 | 2.00 | 0 | 1 | 3 | 0 | 0 | 1 | 0 | .333 |
| Hurtado, J | 27.00 | 2 | 0 | 0 | 1.1 | 1 | 4 | 4 | 1 | 2 | 3 | 0 | 2 | 3.00 | 0 | 0 | 6 | 0 | 0 | 1 | 0 | .167 |
| Jones, N | 0.00 | 3 | 0 | 1 | 3.0 | 1 | 0 | 0 | 0 | 0 | 2 | 0 | 6 | 1.00 | 0 | 0 | 11 | 0 | 0 | 2 | 0 | .091 |
| Joyce, B | 8.59 | 8 | 0 | 0 | 7.1 | 8 | 7 | 7 | 1 | 0 | 9 | 0 | 6 | 2.32 | 2 | 1 | 28 | 0 | 0 | 0 | 0 | .286 |
| Kochanowicz, J | 0.00 | 2 | 0 | 0 | 3.0 | 1 | 0 | 0 | 0 | 0 | 1 | 0 | 0 | 0.67 | 0 | 1 | 9 | 0 | 0 | 0 | 0 | .111 |
| Kolarek, A | 15.75 | 5 | 0 | 0 | 4.0 | 5 | 7 | 7 | 0 | 3 | 4 | 0 | 7 | 2.25 | 1 | 0 | 16 | 0 | 0 | 1 | 0 | .313 |
| Kristofak, Z | 0.00 | 2 | 0 | 0 | 0.2 | 0 | 0 | 0 | 0 | 0 | 0 | 1 | 0 | 0.00 | 0 | 0 | 2 | 0 | 0 | 0 | 0 | .000 |
| MacGregor, T | 0.00 | 3 | 0 | 0 | 2.1 | 1 | 0 | 0 | 0 | 0 | 0 | 0 | 3 | 0.43 | 0 | 1 | 7 | 0 | 0 | 0 | 0 | .143 |
| Marcheco, J | 0.00 | 1 | 0 | 1 | 1.0 | 1 | 0 | 0 | 0 | 0 | 0 | 0 | 1 | 1.00 | 0 | 0 | 4 | 0 | 0 | 1 | 0 | .250 |
| Marte, J | 6.75 | 2 | 0 | 0 | 1.1 | 2 | 1 | 1 | 0 | 0 | 0 | 0 | 3 | 1.50 | 0 | 0 | 6 | 0 | 0 | 1 | 0 | .333 |
| Martínez, E | 0.00 | 1 | 0 | 0 | 0.1 | 0 | 0 | 0 | 0 | 0 | 1 | 0 | 1 | 3.00 | 0 | 0 | 1 | 0 | 0 | 0 | 0 | .000 |
| Mederos, V | 3.12 | 4 | 1 | 0 | 8.2 | 5 | 3 | 3 | 0 | 3 | 3 | 0 | 12 | 0.92 | 1 | 1 | 30 | 0 | 0 | 0 | 0 | .167 |
| Miller, R | 0.00 | 1 | 0 | 0 | 0.2 | 1 | 0 | 0 | 0 | 0 | 0 | 0 | 0 | 1.50 | 0 | 0 | 3 | 0 | 0 | 0 | 0 | .333 |
| Minacci, C | 3.00 | 3 | 0 | 1 | 3.0 | 2 | 2 | 1 | 0 | 0 | 1 | 0 | 5 | 1.00 | 0 | 1 | 11 | 0 | 0 | 1 | 0 | .182 |
| Moore, M | 1.08 | 9 | 1 | 0 | 8.1 | 1 | 2 | 1 | 0 | 2 | 5 | 0 | 7 | 0.72 | 1 | 1 | 25 | 0 | 1 | 0 | 0 | .040 |
| Murphy, L | 27.00 | 1 | 0 | 0 | 1.0 | 3 | 3 | 3 | 1 | 1 | 0 | 0 | 2 | 3.00 | 0 | 0 | 6 | 0 | 0 | 0 | 0 | .500 |
| Phillips, D | 0.00 | 1 | 0 | 0 | 1.0 | 0 | 0 | 0 | 0 | 0 | 0 | 0 | 0 | 0.00 | 0 | 0 | 2 | 0 | 0 | 0 | 0 | .000 |
| Plesac, Z | 5.68 | 3 | 1 | 0 | 6.1 | 7 | 4 | 4 | 1 | 0 | 6 | 0 | 8 | 2.05 | 1 | 0 | 24 | 2 | 0 | 0 | 0 | .292 |
| Pomeranz, D | 5.63 | 9 | 0 | 0 | 8.0 | 8 | 5 | 5 | 0 | 0 | 3 | 0 | 6 | 1.38 | 0 | 0 | 30 | 0 | 0 | 1 | 0 | .267 |
| Rangel, A | 22.50 | 1 | 0 | 0 | 2.0 | 6 | 5 | 5 | 1 | 1 | 0 | 0 | 2 | 3.00 | 0 | 0 | 12 | 0 | 0 | 0 | 0 | .500 |
| Rosenberg, K | 7.11 | 3 | 1 | 0 | 6.1 | 10 | 5 | 5 | 1 | 0 | 2 | 0 | 5 | 1.89 | 0 | 0 | 28 | 1 | 1 | 0 | 0 | .357 |
| Sandoval, P | 7.15 | 4 | 4 | 0 | 11.1 | 16 | 12 | 9 | 2 | 0 | 6 | 0 | 10 | 1.94 | 0 | 2 | 48 | 0 | 3 | 0 | 0 | .333 |
| Seig, H | 0.00 | 4 | 0 | 0 | 2.1 | 3 | 0 | 0 | 0 | 1 | 3 | 0 | 2 | 2.57 | 0 | 1 | 10 | 0 | 0 | 0 | 0 | .300 |
| Silseth, C | 2.03 | 4 | 3 | 0 | 13.1 | 7 | 3 | 3 | 2 | 2 | 2 | 0 | 15 | 0.68 | 0 | 1 | 44 | 1 | 0 | 0 | 0 | .159 |
| Soriano, J | 4.40 | 4 | 3 | 0 | 14.1 | 15 | 9 | 7 | 1 | 0 | 3 | 0 | 19 | 1.26 | 1 | 1 | 58 | 1 | 1 | 0 | 0 | .259 |
| Southard, J | 13.50 | 2 | 0 | 0 | 1.1 | 2 | 2 | 2 | 1 | 1 | 2 | 0 | 1 | 3.00 | 1 | 1 | 5 | 0 | 0 | 2 | 0 | .400 |
| Strickland, H | 2.45 | 10 | 0 | 0 | 11.0 | 8 | 3 | 3 | 2 | 0 | 0 | 0 | 15 | 0.73 | 0 | 0 | 40 | 1 | 1 | 2 | 0 | .200 |
| Suarez, J | 4.20 | 5 | 0 | 2 | 15.0 | 12 | 7 | 7 | 1 | 1 | 2 | 0 | 12 | 0.93 | 0 | 0 | 55 | 1 | 0 | 3 | 0 | .218 |
| Thomas, T | 0.00 | 4 | 0 | 1 | 3.1 | 3 | 0 | 0 | 0 | 1 | 0 | 0 | 4 | 0.90 | 1 | 0 | 12 | 1 | 0 | 1 | 0 | .250 |
| Urena, W | 4.50 | 2 | 0 | 1 | 4.0 | 4 | 2 | 2 | 1 | 2 | 0 | 0 | 3 | 1.00 | 0 | 0 | 15 | 1 | 0 | 1 | 0 | .267 |
| Wantz, A | 6.30 | 4 | 2 | 0 | 10.0 | 14 | 7 | 7 | 0 | 0 | 4 | 0 | 5 | 1.80 | 0 | 2 | 41 | 0 | 0 | 0 | 0 | .341 |
| Yovan, K | 3.38 | 3 | 0 | 0 | 2.2 | 4 | 1 | 1 | 1 | 0 | 0 | 0 | 1 | 1.50 | 1 | 1 | 10 | 0 | 0 | 1 | 0 | .400 |
| Zuhiga, G | 6.52 | 9 | 0 | 0 | 9.2 | 13 | 8 | 7 | 0 | 0 | 0 | 0 | 12 | 1.34 | 3 | 0 | 42 | 1 | 0 | 0 | 0 | .310 |

SPRING TRAINING



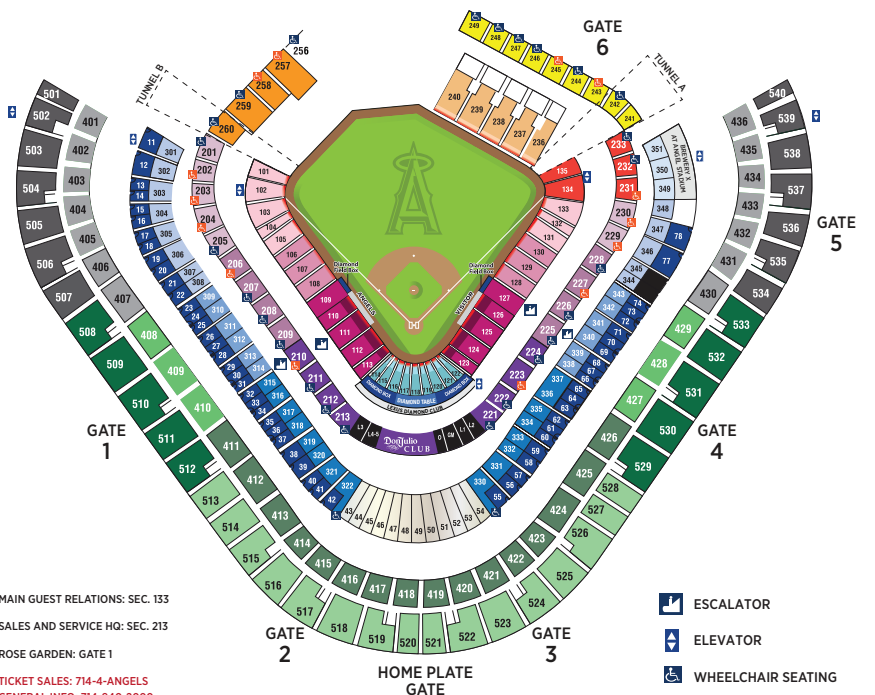
VERSUS MAJOR LEAGUE COMPETITION ONLY

| Year | Won | Lost | Ties^ | Pct. | Home Attendance | Year | Won | Lost | Ties^ | Pct. | Home Attendance |
|-------|-----|------|-------|------|-----------------|--|-----|------|-------|------|-----------------|
| 1961 | 7 | 10 | - | .412 | 20,850 | 1997 | 9 | 21 | 0 | .300 | 50,544 |
| 1962 | 16 | 13 | - | .552 | 22,546 | 1998 | 16 | 15 | 1 | .516 | 59,810 |
| 1963 | 18 | 10 | - | .643 | 25,808 | 1999 | 13 | 15 | 0 | .464 | 62,610 |
| 1964 | 14 | 13 | - | .519 | 27,343 | 2000 | 14 | 16 | 0 | .467 | 59,291 |
| 1965 | 9 | 14 | - | .391 | 26,880 | 2001 | 15 | 19 | 0 | .441 | 84,882 |
| 1966 | 15 | 13 | - | .536 | 27,307 | 2002 | 17 | 15 | 1 | .531 | 82,658 |
| 1967 | 11 | 14 | - | .440 | 25,725 | 2003 | 9 | 20 | 3 | .310 | 96,114 |
| 1968 | 13 | 12 | - | .520 | 28,462 | 2004 | 19 | 13 | 1 | .594 | 106,351 |
| 1969 | 13 | 14 | - | .481 | 23,289 | 2005 | 21 | 11 | 1 | .656 | 106,690 |
| 1970 | 10 | 16 | - | .385 | 22,378 | 2006 | 18 | 11 | 2 | .621 | 94,739 |
| 1971 | 9 | 15 | - | .375 | 28,290 | 2007 | 19 | 14 | 0 | .576 | 100,304 |
| 1972 | 7 | 13 | - | .350 | 23,956 | 2008 | 19 | 10 | 4 | .655 | 118,191 |
| 1973 | 9 | 13 | - | .409 | 23,656 | 2009 | 26 | 8 | 1 | .765 | 101,530 |
| 1974 | 11 | 10 | - | .524 | 24,388 | 2010 | 13 | 15 | 4 | .464 | 106,553 |
| 1975 | 15 | 9 | - | .625 | 28,187 | 2011 | 18 | 13 | 1 | .581 | 88,893 |
| 1976 | 8 | 3 | - | .727 | 10,456 | 2012 | 19 | 12 | 2 | .613 | ★130,126 |
| 1977 | 14 | 13 | - | .519 | 29,485 | 2013 | 10 | 20 | 4 | .333 | 122,587 |
| 1978 | 15 | 11 | - | .577 | 32,946 | 2014 | 19 | 11 | 2 | .633 | 108,965 |
| 1979 | 14 | 11 | - | .560 | 34,660 | 2015 | 15 | 14 | 2 | .517 | 111,672 |
| 1980 | 6 | 22 | - | .214 | 35,875 | 2016 | 19 | 8 | 6 | .704 | 112,826 |
| 1981 | 16 | 9 | - | .640 | 41,140 | 2017 | 20 | 14 | 1 | .588 | 114,780 |
| 1982 | 12 | 12 | - | .500 | 45,099 | 2018 | 13 | 20 | - | .394 | 105,781 |
| 1983 | 15 | 9 | 1 | .625 | 50,421 | 2019 | 15 | 16 | 4 | .484 | 111,857 |
| 1984 | 13 | 12 | 0 | .520 | 43,463 | 2020+ | 7 | 12 | 3 | .368 | 50,366 |
| 1985 | 15 | 11 | 0 | .577 | 48,102 | 2021 | 13 | 13 | 3 | .500 | 26,063 |
| 1986 | 15 | 14 | 0 | .517 | 53,158 | 2022 | 11 | 6 | 1 | .647 | 39,518 |
| 1987 | 15 | 15 | 0 | .500 | 57,527 | 2023 | 18 | 11 | 2 | .621 | 107,667 |
| 1988 | 15 | 14 | 0 | .517 | 58,847 | 2024 | 15 | 15 | 2 | .500 | 94,874 |
| 1989 | 14 | 15 | 0 | .483 | 56,034 | * 1995 Spring Training I # 1995 Spring Training II + Includes shortened 2020 Spring Training & Summer Camp games ★ Tempe Diablo Spring Attendance Record - 10 sellouts ^ Club did not begin keeping records of ties until 1983 | | | | | |
| 1990 | 6 | 10 | 0 | .375 | 14,324 | | | | | | |
| 1991 | 13 | 15 | 0 | .464 | 57,399 | | | | | | |
| 1992 | 16 | 13 | 0 | .552 | 55,983 | | | | | | |
| 1993 | 14 | 16 | 0 | .467 | 94,103 | | | | | | |
| 1994 | 10 | 19 | 0 | .345 | 90,800 | Single-Game Attendance Record, Tempe Diablo Stadium 9,765 Mar. 24, 2002, Angels 13, Giants 3 | | | | | |
| 1995* | 13 | 12 | 1 | .520 | 27,687 | | | | | | |
| 1995# | 7 | 4 | 1 | .636 | 9,782 | | | | | | |
| 1996 | 21 | 10 | 1 | .677 | 68,270 | | | | | | |

RESULTS OF GAMES IN ANAHEIM

| YEAR | SCORE | Attendance | YEAR | SCORE | Attendance |
|--------|----------------------------|------------|--|----------------------|------------|
| 1966 — | Giants 9, Angels 5 | 40,432 | 1998 — | Angels 2, Dodgers 0 | 18,647 |
| 1968 — | Angels 6, Giants 5 | 22,841 | — | Dodgers 8, Angels 1 | 39,541 |
| | Mets 4, Angels 2 | 5,057 | 1999 — | Dodgers 8, Angels 1 | 28,405 |
| | Angels 4, Giants 1 | 8,538 | 2000 — | Angels 6, Padres 4 | 16,281 |
| 1969 — | Dodgers 4, Angels 2 | 10,197 | 2001 — | Angels 6, D-Backs 5 | 14,872 |
| | A's 8, Angels 6 | 1,741 | 2002 — | Angels 4, Rockies 2 | 12,765 |
| 1970 — | Dodgers 4, Angels 2 | 18,600 | — | Angels 8, Rockies 3 | 12,201 |
| | Dodgers 10, Angels 4 | 15,620 | 2003 — | Dodgers 5, Angels 3 | 30,501 |
| 1971 — | Angels 4, Dodgers 3 | 21,857 | — | Dodgers 6, Angels 5 | 37,082 |
| 1973 — | Angels 5, Dodgers 4 | 16,308 | 2004 — | Angels 10, Dodgers 4 | 43,281 |
| | Dodgers 5, Angels 1 | 19,137 | — | Angels 13, Dodgers 5 | 39,368 |
| 1974 — | Angels 7, Dodgers 5 | 24,634 | 2005 — | Angels 8, Dodgers 3 | 43,619 |
| 1975 — | Dodgers 9, Angels 2 | 25,589 | 2006 — | Angels 0, Dodgers 0 | 43,481 |
| | Dodgers 2, Angels 0 | 18,265 | — | Angels 4, Dodgers 2 | 43,267 |
| 1976 — | Angels 3, Dodgers 3 (rain) | 22,639 | 2007 — | Angels 4, Dodgers 2 | 43,777 |
| 1977 — | Dodgers 5, Angels 0 | 29,678 | 2008 — | Angels 2, Dodgers 2 | 38,863 |
| | Dodgers 10, Angels 3 | 36,732 | — | Angels 11, Padres 3 | 40,468 |
| 1978 — | Angels 10, Dodgers 1 | 40,591 | 2009 — | Angels 5, Padres 4 | 30,609 |
| 1979 — | Angels 7, Dodgers 4 | 41,674 | 2010 — | Angels 4, Dodgers 3 | 40,368 |
| 1981 — | Dodgers 4, Angels 1 | 48,331 | — | Angels 9, Padres 2 | 28,017 |
| | Angels 8, Dodgers 5 | 58,353 | 2011 — | Angels 5, Dodgers 1 | 27,779 |
| 1982 — | Dodgers 5, Angels 4 | 61,026 | 2012 — | Angels 12, Dodgers 3 | 33,111 |
| 1983 — | Angels 7, Dodgers 4 | 57,408 | 2013 — | Angels 2, Dodgers 1 | ★★44,717 |
| | Dodgers 4, Angels 2 | 62,877 | 2014 — | Angels 6, Dodgers 2 | 43,553 |
| 1984 — | Dodgers 7, Angels 0 | 62,921 | 2015 — | Angels 3, Dodgers 2 | 34,932 |
| 1985 — | Dodgers 1, Angels 0 | ★62,968 | — | Angels 6, Dodgers 0 | 39,143 |
| | Dodgers 9, Angels 7 | 37,888 | 2016 — | Angels 8, Dodgers 1 | 42,643 |
| 1986 — | Angels 10, Dodgers 8 | 61,538 | — | Angels 6, Cubs 4 | 32,056 |
| 1987 — | Angels 1, Dodgers 0 | 42,273 | 2017 — | Angels 3, Dodgers 2 | 31,465 |
| | Angels 2, Dodgers 1 | 61,272 | — | Dodgers 3, Angels 1 | 35,141 |
| 1988 — | Angels 6, Dodgers 1 | 41,511 | 2018 — | Dodgers 4, Angels 2 | 36,149 |
| 1989 — | Dodgers 3, Angels 1 | 45,795 | 2019 — | Angels 8, Dodgers 4 | 38,031 |
| | Angels 8, Dodgers 7 | 58,874 | — | Dodgers 8, Angels 7 | 32,029 |
| 1990 — | Dodgers 5, Angels 4 | 47,555 | 2020 — | +Padres 5, Angels 4 | — |
| 1991 — | Dodgers 3, Angels 1 | 59,090 | 2021 — | Angels 6, Dodgers 5 | — |
| | Angels 6, Dodgers 4 | 43,011 | 2022 — | Angels 5, Dodgers 1 | 44,401 |
| 1992 — | Angels 1, Dodgers 0 | 55,983 | 2023 — | Angels 5, Dodgers 4 | 35,067 |
| 1993 — | Angels 5, Dodgers 3 | 46,768 | — | Angels 13, Dodgers 5 | 36,067 |
| | Padres 6, Angels 4 | 15,534 | 2024 — | Angels 4, Dodgers 3 | 44,377 |
| 1994 — | Angels 5, Dodgers 2 | 47,735 | * 1995 Spring Training I # 1995 Spring Training II + 2020 Summer Camp ★ Anaheim Stadium Freeway Series Attendance Record ★★ Angel Stadium Freeway Series Attendance Record | | |
| | Angels 5, Dodgers 4 | 21,221 | | | |
| 1995 — | *Angels 4, Dodgers 1 | 22,452 | | | |
| | #Angels 7, Padres 7 | 1,770 | | | |
| 1996 — | ★Angels 12, Padres 4 | 1,294 | | | |
| | Dodgers 6, Angels 2 | 42,038 | | | |
| 1997 — | Angels 5, Dodgers 1 | 31,897 | | | |

WELCOME TO ANGEL STADIUM



MAIN GUEST RELATIONS: SEC. 133

SALES AND SERVICE HQ: SEC. 213

ROSE GARDEN: GATE 1

TICKET SALES: 714-4-ANGELS

GENERAL INFO: 714-940-2000

LOST AND FOUND: LOSTANDFOUND@ANGELS.COM

SECURITY/FIRST AID: 714-940-2777

ESCALATOR

ELEVATOR

WHEELCHAIR SEATING

SEMI-AMBULATORY SEATING

PREMIUM SEATING

- Lexus Diamond MVP (Front Row)
- Lexus Diamond Club Hall of Fame (D-H)
- Lexus Diamond Club (J-W)
- Diamond Field Box
- Diamond Club Boxes
- Diamond Club Tables

CLUB LEVEL

- Club MVP
- Club MVP Front Row
- Club All-Star
- Club All-Star Front Row
- Club Loge
- Club Loge Front Row

WHEELCHAIR ACCESSIBLE SEATING AVAILABLE

- Lexus Diamond Club
- Terrace MVP
- Club MVP
- Terrace All-Star
- Terrace Box
- Club Loge
- Right Field Pavilion
- Left Field Pavilion

FIELD LEVEL

- Dugout MVP (Front Row)
- Field Hall of Fame (D-H)
- Field MVP
- Field All-Star Front Row
- Field All-Star
- Field Box Front Row
- Field Box
- Field Reserved

OUTFIELD

- Right Field Front Row
- Right Field Hall of Fame (B-F)
- Right Field MVP
- Right Field Pavilion
- Left Field Pavilion

VIEW LEVEL

- Lower View MVP
- Lower View MVP Front Row
- Lower View All-Star
- Lower View All-Star Front Row
- View MVP
- View All-Star
- Lower View Box
- Lower View Box Front Row
- Upper View



FBM

Foundation Building Materials

Official Jersey Partner of Angels Baseball

LISTEN & WATCH



FANDUEL
SPORTS NETWORK



HOME OF
ANGELS BASEBALL